




DK

PRODUKTER

Fra 2023





NEN 2608	LGAM Typen geprüft	BS 6180 APPROVED	ETB BALAJART GEPRÜFT	AbZ BALAJART GEPRÜFT	EN 12600
CE	GOEDKEURING VOLGENS BOUWBESLUIT EN1991	GOEDKEURING VOLGENS BOUWBESLUIT EN1990	NBN B03-004	CTE CONCEPTO TÉCNICO DE CALIFICACIÓN	STATISCHE BERECHNUNG GEMÄß DIN18008
SIA 261 : 2014	SIA 358 : 2010	AbP BALAJART GEPRÜFT	AppPlus® laboratoire	ICC ES	D
Tested at WTCB & CSTC	NTC UNI 11678-2017	GEPRÜFT GEMÄß DIN18008	V	CSTB	AVIS TECHNIQUE CFI

WWW.Q-RAILING.COM



VELKOMMEN TIL KVALITETSMÆRKET INDENFOR GELÆNDERSYSTEMER

Hvad betyder kvalitet for os? Vi slapper ikke af, før du har opnået den perfektion, som du forventer.

KVALITET PÅ ALLE MÅDER

Kun det bedste

- Gennemført kvalitet
- Materialer i høj kvalitet
- Perfekte overflader og færdiggørelser
- Yderst præcise målesystemer og minimale tolerancer

Utrolig hurtig

- Alt kan leveres fra lager
- Hurtig levering
- Detaljeret og personlig teknisk hjælp
- Onlinebestilling døgnet rundt

Muligheder til enhver situation

- Mange produkter
- Mange forskellige designs
- Alt, hvad du skal bruge, når du skal lave et færdigt gelænder eller færdige håndlister
- Få dit helt eget design

100% sikkert

- Gennemgribende, interne testprocedurer
- Omfattende tests udført af certificerede, uafhængige testinstitutter og førende myndigheder
- Testning og officielle godkendelser, som opfylder alle de vigtigste, internationale bygningsreglementer og standarder

Smukt og gennemtænk

- Mange nyheder og produktforbedringer hvert år
- Visuelle designs, som passer til enhver smag
- Funktioner, som gør monteringen hurtig og nem

Onlineressourcer : www.q-railing.com

- Monteringsvideoer, BIM-objekter, CAD-tegninger og andre tekniske specifikationer
- Q-PAC (Professional Anchor Calculation) software som gør det nemt for dig at finde det rigtige Q-railing anker
- Kataloger, brochurer, referenceprojekter og meget mere





1

GLASGELÆNDER-SYSTEMER

SYSTEM OVERSICHT

6 - 7

FIND DIT PRODUKT

8 - 9

DELE TIL GELÆNDER PROFILER

GLAS OG GLASFORBINDERER

DELE TIL GLASLISTERØR / NOTRØR

26 - 185



2

FRANSKE BALKONSYSTEMER

SYSTEM OVERSICHT

10 - 11

FIND DIT PRODUKT

10 - 11

EASY GLASS® VIEW

EASY GLASS® MOD 6507-6508

MED GLASKLEMMER

MED GLASADAPTERE

BRYSTVÆRN

186 - 231



3

Q-LIGHTS SYSTEMER

SYSTEM OVERSICHT

12 - 13

FIND DIT PRODUKT

12 - 13

SPOTLIGHT TIL HÅNDLISTER

LINEAR LIGHT TIL GLASLISTERØR

LINEAR LIGHT TIL HÅNDLISTER

232 - 265



4

STOLPEGELÆNDER-SYSTEMER

SYSTEM OVERSIGT	14 - 15
FIND DIT PRODUKT	16 - 17
DELE TIL GELÆNDERSTOLPER	
DELE TIL HÅNDLISTER	
DELE TIL UDFYLDNINGER	

266 - 419



5

HOLDERE TIL GLASFYLDNINGER

FIND DINE GLASFYLDNINGSHOLDERE	423 - 430
GLASKLEMMER	430 - 442
GLASHOLDERE	444 - 445
GLASFORBINDERER	446 - 448
HÆNGSEL OG DØRLUKKER	448 - 449
GLASADAPTERE	451 - 453

420 - 453



6

TILBEHØR

OVERBLIK Q-SCREWS	456
FIND DET RIGTIGE ANKER	457 - 463
ANKRE	464 - 467
SKRUE OG MONTERINGSMATERIALE	468 - 474
RESERVEDELE TIL GLASKLEMMER OG GLASADAPTERE	475
BORING OG GEVINDSKÆRING	476 - 477
MONTERINGSTILBEHØR	478 - 481
PLEJE OG RENGØRING	482
VÆRKTØJ	483 - 485
SYMBOL INDEKS	487

454 - 487



1

GLASGELÄNDER-SYSTEMER

26 - 185




EASY GLASS® SMART

≡ 12 - 21,52 mm ▲ ● H | IHI



EASY GLASS® SMART+

≡ 16,76 - 21,52 mm ▲ H | IHI



EASY GLASS® PRIME

≡ 16,76 - 25,52 mm ▲ H | IHI



EASY GLASS® MAX

≡ 19 - 31,52 mm ● IHI | IIII



EASY GLASS® UP

≡ 12 - 17,52 mm ● H | IHI



EASY GLASS® HYBRID

≡ 8 - 13,52 mm ● H | IHI

Uanset om dit projekt er et hjem eller et stadion med 100.000 siddepladser, vil du naturligvis gerne udnytte lyset og pladsen. Q-railings systemer hjælper dig med at opnå maksimal gennemsigtighed, som giver et lyst og åbent miljø med uhindret udsyn.



EASY GLASS® **STRONG**

≡ 21,52 - 33,04 mm ▲ ▬ | ▬ | ▬ | ▬



EASY GLASS® **SLIM**

≡ 12 - 21,52 mm ● H



EASY GLASS® **PRO**

≡ 12 - 21,52 mm ▲ ● H | ▬



EASY GLASS® **GULV GLASKLEMMER**

≡ 12 - 21,52 mm ● H | ▬



EASY GLASS® **AIR**

≡ 15 - 21,52 mm ● H | ▬



EASY GLASS® **GLASADAPTERE**

≡ 8 - 25,52 mm ▲ ● H | ▬

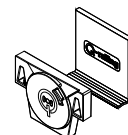
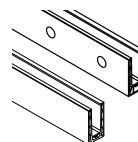
≡ = Glastykkelse ▲ = Justerbar ● = Ikke-justerbar
 H = Let belastning ▬ = Medium belastning ▬ | ▬ = Svær belastning ▬ | ▬ | ▬ = Meget svær belastning



1

GLASGELÆNDER-SYSTEMER

26 - 185

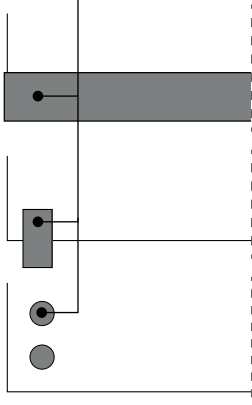


A

GLAS GELÆNDER BASE

BUNDPROFILER

INDSPÆNDINGSSÆT



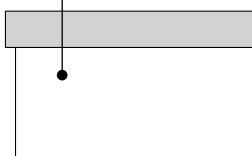
EASY GLASS® SMART	33, 36, 38, 44	31-32
EASY GLASS® SMART+	54, 55	53
EASY GLASS® PRIME	66, 68, 70, 76	65
EASY GLASS® STRONG	86, 88	85
EASY GLASS® SLIM	97, 99, 100	96
EASY GLASS® PRO	108, 110, 112, 114	106-107
EASY GLASS® MAX	119, 121, 122, 124	118
EASY GLASS® UP	130, 131	128
EASY GLASS® HYBRID	136	136
EASY GLASS® GULV GLASKLEMMER		
EASY GLASS® AIR		
EASY GLASS® GLASADAPTERE		

B

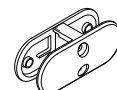
GLAS

Q-GLASS

GLASFORBINDERER



SPECIALFREMSTILLET GLAS	160	162-164
GLAS FRA LAGER	161	

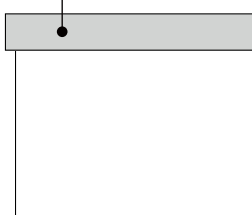


C

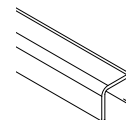
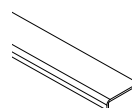
GLASLISTERØR / NOTRØR

GLASKANTS-BESKYTTELSE

U-PROFILER

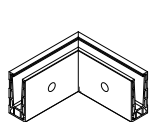
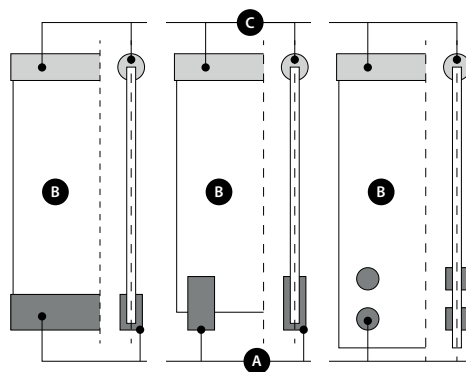


EASY GLASS® SMART	166	167
EASY GLASS® SMART+		
EASY GLASS® PRIME		
EASY GLASS® STRONG		
EASY GLASS® SLIM		
EASY GLASS® PRO		
EASY GLASS® MAX		
EASY GLASS® UP		
EASY GLASS® HYBRID		
EASY GLASS® GULV GLASKLEMMER		
EASY GLASS® AIR		
EASY GLASS® GLASADAPTERE		

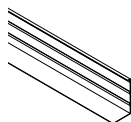


SÅDAN FINDER DU NEMT ET PRODUKT

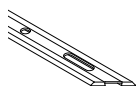
Vores gelændersystemer består normalt af tre sektioner: gelænderets bund **A**, glas **B** og toplister **C**. Hver sektion er opdelt i forskellige produktgrupper. Identificer det afsnit og den gruppe, som dit produkt hører til, så finder du nemt dit produkt.



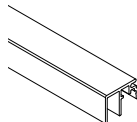
HJØRNER



DÆKPROFILER



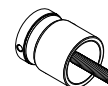
DRÆNPROFILER



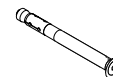
LISTER



GULV GLASKLEMMER

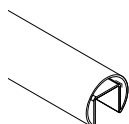


GLASADAPTERE



MONTERINGS-
MATERIALE

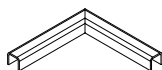
34, 37, 38, 45	42, 47	35, 41	37, 48-49			456-463
54-55	57	56	59-60			
66, 69, 70, 77	74, 79	67, 73	80-81			
86, 88	91	87, 90	92-93			
97, 99, 100	102	98				
109, 110, 112, 115	113, 115	109, 112				
123, 121, 122, 124	123, 125					
130, 131	132	133				
				142-145		
				148		
					152-159	



GLASLISTERØR



FORBINDERER



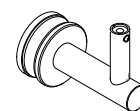
HJØRNE



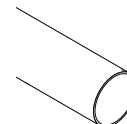
VÆGFLANGE



SLUT FITTINGS



HÅNDLISTESTØTTER



RØR

169-170, 174, 176, 178, 180, 182, 184	169, 171- 173, 175, 177, 179, 181, 183, 185	166, 168, 174, 178	173, 177, 181, 182, 184	168, 169, 173, 174, 177, 178, 181, 182, 185	286, 297, 340-341, 365	285, 300, 351, 367
137-138			137-138			
169-170, 174, 176, 178, 180, 182, 184	169, 171- 173, 175, 177, 179, 181, 183, 185 148	166, 168, 174, 178	173, 177, 181, 182, 184 149	168, 169, 173, 174, 177, 178, 181, 182, 185 149	286, 297, 340-341, 365	285, 300, 351, 367 149
	169, 171- 173, 175, 177, 179, 181, 183, 185	166, 168, 174, 178	173, 177, 181, 182, 184	168, 169, 173, 174, 177, 178, 181, 182, 185	286, 297, 340-341, 365	285, 300, 351, 367



2

FRANSKE BALKONSYSTEMER

186 - 231



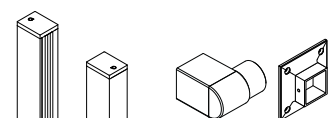
EASY GLASS® VIEW

12 - 21,52 mm



EASY GLASS® MOD 6507 / 6508

8 - 21,52 mm



VÆGPROFIL

VÆGFLANGE

FRANSKE BALKONER

EASY GLASS® VIEW	192-193, 195	
EASY GLASS® MOD 6507 / 6508		200-208
MED GLASKLEMMER		
MED GLASADAPTERE		
BRYSTVÆRN		220-221, 223-230

En fransk balkon har markant indflydelse på facadens udseende. For at sikre, at du kan opretholde en ensartet stil i alle dine projekter, tilbyder vi franske balkoner med et bredt udvalg af tilgange og udformninger.



MED GLASKLEMMER

≡ 9,52 - 21,52 mm

● H | HH



MED GLASADAPTERE

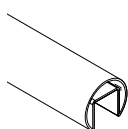
≡ 8 - 31,52 mm

▲ H | HH

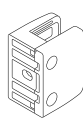


BRYSTVÆRN

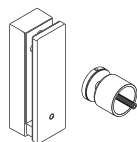
● H



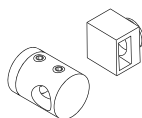
GLASLISTERØR



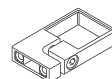
GLASKLEMMER



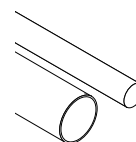
GLASADAPTERE



TVÆRSTANGHOLDER



AFSTANDSSTYKKER



STÆNGER OG RØR



SLUT FITTINGS

						197
200-207, 209						
	211					
		213-217				
			219, 222	221	219-221, 223-231	219, 221-222, 225

≡ = Glastykkelse ▲ = Justerbar ● = Ikke-justerbar
 H = Let belastning HH = Medium belastning




3

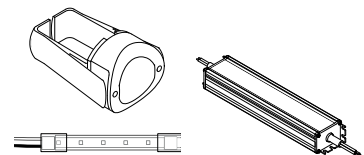
Q-LIGHTS SYSTEMER 232 - 265



Q-LIGHTS **SPOTLIGHT**



Q-LIGHTS **LINEAR LIGHT**



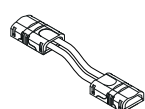
LED STRIPS /
LED-SPOTLYS

TRANSFORMERE

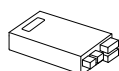
PRODUCT SEKTION

Q-LIGHTS SPOTLIGHT	236	237
Q-LIGHTS LINEAR LIGHT	238, 245	239, 246

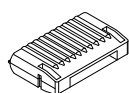
Skab stemning og et sikkert miljø ved at sætte en lysstribe med baggrundslys på dit gelænder.



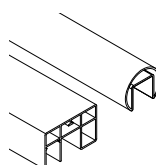
FORBINDERER



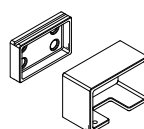
CONTROLLERE



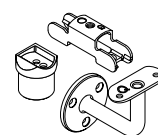
STRØMFORSYNINGER



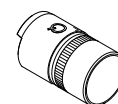
GLASLISTERØR /
HÅNDLISTER



VÆGFLANGE



HÅNDLISTESTØTTER
/ ADAPTER



FORBINDERER

			351	265	260-262	352-355
240-242, 247-251	252	252-253	254, 257, 259	254, 265	256, 258, 260-262	255, 263-264



4

STOLPEGELÆNDER-SYSTEMER


266 - 419



EASY ALU



SQUARE LINE® 40x10



SQUARE LINE® 40x20



BARRIER LINE



Q-LINE POLERET



SVEJSE PRODUKTER

Giv trappen, balkonen eller atriummet designer-look ved at tilføje et Q-railing stolpegelænder. I vores store udvalg af produkter er der en løsning til alle typer byggerier og designkrav.



288
SQUARE LINE® 40x40



302
SQUARE LINE® 60x30



308
Q-LINE



382
BENDYWOOD



384
NATURAIL



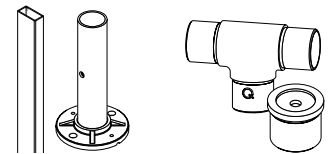
386
FYLDNINGER



4

STOLPEGELÆNDER-SYSTEMER

266 - 419

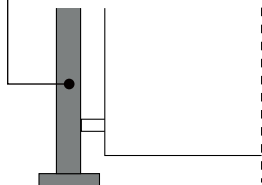


A

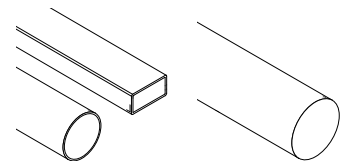
STOLPER

GELÆNDERSTOLPER

FORBINDERER / ADAPTER



EASY ALU	270, 273	
SQUARE LINE® 40x40	290-291	296, 301
SQUARE LINE® 60x30	304	305
Q-LINE	310-314, 316, 320-322	332-333, 354, 356
BARRIER LINE	361	
Q-LINE POLERET	363	365, 368

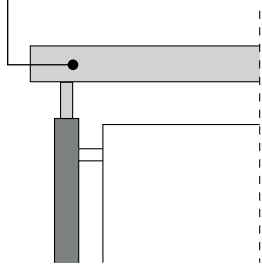


B

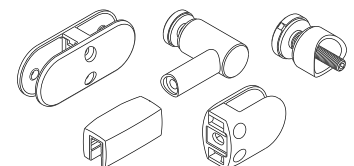
HÅNDLISTER / VÆGGELÆNDER

RØR

TRÆHÅNDLISTER



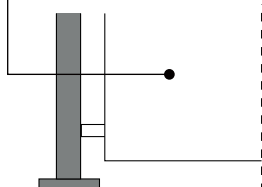
EASY ALU	275-276	
SQUARE LINE® 40x10	282	
SQUARE LINE® 40x20	285	
SQUARE LINE® 40x40	300	
SQUARE LINE® 60x30	305, 307	
Q-LINE	351	383-384
Q-LINE POLERET	367	
BENDYWOOD		383
NATURAIL		384



C

FYLDNINGER

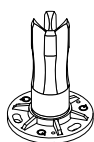
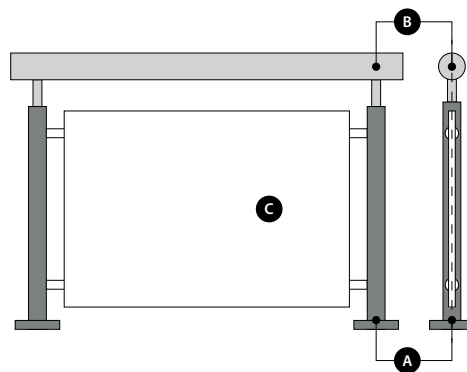
HOLDERE TIL GLASFYLDNINGER



EASY ALU	
SQUARE LINE® 40x40	
SQUARE LINE® 60x30	431-453
Q-LINE	
Q-LINE POLERET	432-434, 438, 452-453

SÅDAN FINDER DU NEMT ET PRODUKT

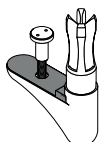
Vores gelændersystemer består normalt af tre sektioner: gelænderstolper **A**, toplister **B** og fyldninger **C**. Hver sektion er opdelt i forskellige produktgrupper. Identificer det afsnit og den gruppe, som dit produkt hører til, så finder du nemt dit produkt.



FODFLANGE
TIL STOLPE



DÆKKAPPER



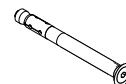
TRAPPE FLANGE



GELÆNDERSTOL-
PEHOLDERE

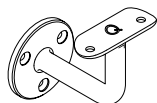


SVEJSE PRODUKTER

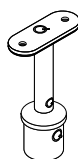


MONTERINGS-
MATERIALE

271	274		274		457-473
290, 292	290-292		293	374	
304	304-305		305	374	
310-312, 316	310-312, 315	322-323	317-319	373-374	
312	361				
			363		



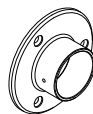
HÅNDLISTESTØTTER



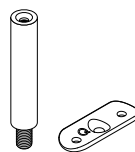
RØRSTØTTER



FORBINDERER /
SLUT FITTINGS



VÆGFLANGE



HÅNDLISTE TILBEHØR



SVEJSE PRODUKTER

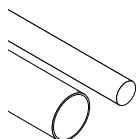
		277-279	278		375-379
282		283			
286-287		285	285		
297-299	294-295	300-301	301	296	
	306	305, 307	307	305	
338-349	324-326, 328-332, 349	352-358	359	329, 334-337	
365-366	364	367-368	368		
345-346, 349	324-326, 338	385			



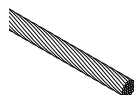
GLASRAMME SYSTEM



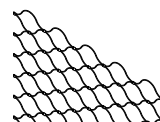
GLAS



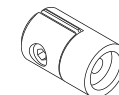
STÆNGER OG RØR



KABEL



NET




PLADEADAPTERE

388-390	386-387	392-394, 396-397, 399, 401-403	405-411	413-414	417-419
		392-393, 395-397, 401-403			370-371
		369			

Easy Glass® Smart+

Søger du en løsning, der giver dig mulighed for hurtigt at montere glas med en tykkelse på op til 21,52 mm, og som også giver dig mulighed for at justere glaspanelerne individuelt? Easy Glass® Smart+ er svaret! Denne nye bundprofil har det justerbare Q-disc® System, som gør det nemt at justere glasset.

50



NEW 2023



Easy Glass® Strong

En ultrastærk bundprofil med maksimal mulighed for justering takket være vores innovative Q-disc® System – det er, hvad du får med det nye Easy Glass® Strong gelændersystem. Kombinationen af styrke og brugervenlighed gør det ideelt til stadions, lufthavne, indkøbscentre og andre offentlige steder.

82

Valgmuligheder til fransk balkon

Se de nye produkter til Easy Glass® View. Med de nye forborede vægprofiler og midterprofiler kan du hurtigt og nemt installere endnu bredere franske balkoner. Og vores sortiment omfatter flere løsninger til franske balkoner, end du kan forestille dig: du kan også bruge glasklemmer, glasadaptere, brystværn eller Easy Alu-systemet til at installere stilfulde, robuste faldsikringer i gulv-til-loft-vinduer.

188



BLACK LINE



Black Line-serien af sorte elementer tilbyder alt, hvad du har brug for til et elegant, sort stolpegelændersystem eller glasgelændersystem.



Håndliste- støtter

Se vores udvidede udvalg af nye håndlistestøtter til Q-line og Square Line®.

Linear Light LED strips og forbindere

Se de nye produkter i Q-lights Linear Light-sortimentet, som omfatter nye LED strips, forbindere og transformere. Flere lysdioder pr. meter gør, at et gelænder med Linear Light fuldstændigt ændrer stemningen i et rum og desuden gøre det meget mere sikkert for brugerne. Og det er nemt at sætte Linear Light på det Q-railing-gelænder, du har valgt.

238



Flerfarvede LED strips

Skal det være lidt mere farverigt? Giv dine håndlister, gelændere, gangbroer og trapper et smukt og farverigt lys med vores flerfarvede strips. Fås på forespørgsel.

Digitalt katalog

Ønsker du en digital version af kataloget? Du kan se kataloget online eller downloade PDF-filen på www.q-railing.com.

Brug for support eller rådgivning?

Q-railing værdsætter personlig kundevejledning, og vi hjælper dig gerne! Send en e-mail eller ring til os med dine spørgsmål, for at anmode om et tilbud eller afgive en ordre, vi er her for dig.

QR-koder for mere information

Scan QR-koderne, der vises på systemsiderne! De bringer dig direkte til systemsiden og viser dig al tilgængelig information. Lad dig inspirere af de forskellige projektbilleder og saml information med vores montagevideoer, produktmanualer, testrapporter og CAD-objekter.

SCAN ME!



VORES MATERIALER, FARVER OG OVERFLADER



304

316

Rustfrit stål

Rustfrit stål har en styrke og skønhed, der gør det til et af de mest populære materialer til gelændersystemer. Det leveres i forskellige grader, hver med sin lidt anderledes sammensætning. Ubehandlet stål rustner nemt, men der kan tilføjes forskellige elementer for at gøre det rustfrit. Branchestandarden til indendørs brug er rustfrit stål i 304-kvalitet. Men 316 rustfrit stål indeholder 2% molybdæn, hvilket gør materialet mere modstandsdygtigt mod revner, grubetæring og skader forårsaget af spændinger. Q-railing anbefaler derfor 316 rustfrit stål til udendørs brug.




Plast

Det termoplastiske materiale, som vi bruger, har enestående modstandsdygtighed over for kemikalier og andre belastninger. Ydermere kan det fremstilles i en hvilken som helst RAL-farve, så det komplementerer dit gelændersystem. Materialet giver en god balance mellem modstandsdygtighed mod slag, varme, kemiske påvirkninger og slid. Det giver også formstabilitet, trækstyrke, hård overflade, stivhed og gode elektriske egenskaber.



Aluminium

Aluminium har stor styrke, lav vægt og et naturligt forekommende oxidlag, der hjælper med at give korrosionsbestandighed. Men for at opnå bedre beskyttelse skal laget forstærkes. De fleste af aluminiumsprodukterne i dette katalog er lavet af metal, der har gennemgået denne 'anodiseringsproces' (25µ). Ellers beskrives materialet som 'ubehandlet' aluminium.



Zink

Trykstøbt zink er robust, og kan være et meget økonomisk alternativ til andre metaller. For at give materialet en attraktiv finish kan du påføre lak eller coating. For at gøre det nemt for dig har mange af zink-produkterne fra Q-railing allerede fået en belægning.



Stål

Stål fås i forskellige legeringer, som er egnede til forskellige formål. Legeringens styrke og brudmodstand afhænger af den præcise blanding af jern, kulstof og yderligere elementer, der anvendes. Det kan også forbedre udseendet på dit projekt, hvis det f.eks. bliver pulverlakeret, så det matcher de ønskede farver.

De tilgængelige farver og deres forskellige overflader kan ses nedenfor. De sidste to tal i de fleste artikelnumre henviser til farven og/eller overfladen.

158238-**36**
 133507-033-**12**
 168410-050-00-**82**

Tilgængelig farve/overflade

00 Rå	00 Rå	00 Rå	08 Mat sølveffekt	10 Poleret	12 Børstet
17 Krom effekt	18 Børstet, anodiseret	19 INDOOR Rustfrit stål effekt	20 Rustfrit stål effekt	21 Rustfrit stål effekt	30 Katodisk beskyttelse*
33 RAL 7016 Antracitgrå, mat, glat	36 RAL 9006 Aluminiumgrå, silkeagtig, glat	80 RAL 9005 Sort, silkeagtig, struktur overflade	<p>Tilgængelig for</p> <ul style="list-style-type: none"> Rustfrit stål Aluminium Zink Stål Plastik 		
			<p>*E-coat, også kaldet elektroforese- primer er et tyndt lag på 15 µ, som tilfører et beskyttelseslag (primerbelægning) til stålprodukter. Efter E-coating er produktet klar til den endelige overfladebehandling, som kan være lakering eller pulverlakering.</p>		

Pulverlakeret

32 RAL 9016 INDOOR Hvid, silkeagtig, glat	33 RAL 7016 Antracitgrå, mat, struktur overflade	34 RAL 7047 Telegrå 4, silkeagtig, glat	82 RAL 9005 Sort, mat, struktur overflade	89 RAL 9005 INDOOR Sort, mat, glat

Alle produkter med rå overflade som slutter på -00, kan pulverlakeres i alle mulige RAL farver.



HELT I SORT

FÅS MED FORSKELLIGE OVERFLADER

Black Line består af et omfattende udvalg af RAL 9005-komponenter i sort. Det giver dig en løsning, der passer til stort set alle gelænderprojekter. Både glasklemmer, glasadaptere, bundprofiler til glasgelændersystemer, stolper og håndlister fås i Black Line-serien. Hvert eneste element er udviklet til nem montering og består af materialer i bedste kvalitet med en flot finish.



Rengøring og vedligeholdelse



Rustfrit stål er meget modstandsdygtigt over for korrosion og ridser, men det skal altid vedligeholdes, især hvis det udsættes for belastende miljøbetingelser. Mekaniske eller kemiske effekter kan forringe eller ødelægge de beskyttende lag under monteringen. Vi anbefaler derfor at behandle hele overfladen med Q-Ultra Clean efter monteringen, for at bibeholde det beskyttende lag, for holdbar beskyttelse og et længere holdbart flot udseende.

Anvendelse	
Q-protector	Rustfrit stål + aluminium
Q-ultra-clean	Rustfrit stål
Q-cleaner	Rustfrit stål (+ aluminium)

Q-protector

Påfør denne langvarige beskyttelsesspray lige efter installation af gelændere i rustfrit stål eller aluminium. Det fjerner støv og andre aflejringer fra gelænderet, samtidig med at det beskytter mod fingeraftryk, fugt og andre påvirkninger fra omgivelserne ved at danne et beskyttende lag på materialet. Og det bedste ved det hele: det er ikke nødvendigt at vente og skylle efter med vand.

Q-protector sikrer en længere levetid for dit gelænder i rustfrit stål eller aluminium og minimerer behovet for rengøring.

Q-ultra-clean


Denne rengøringspray er specielt designet til rustfrit stål komponenter. Den skal bruges efter montering, forebyggende eller hvis korrosion er opstået. Den benyttes til at fjerne vedvarende snavs og vefladekorrosion. Den fornyer og styrker overfladen på dit rustfrit stål gelændersystem.

Q-cleaner

Q-cleaner virker affedtende og fjerner pletter, fingeraftryk og permanente mærker. Den er ideel at benytte under montering og som rengøringsmiddel for vedligeholdelse af dit gelænder

Andre materialer, der anvendes i vores produkter, – stål og zink – kan rengøres med varmt sæbevand.

Anvendelse af materialer

Miljø-påvirkninger	Anvendelser	Zink	Aluminium (børstet, anodiseret)	Aluminium (rå)	Aluminium (pulverlakeret)	Rustfrit stål 304	Rustfrit stål 316
		Lav	Indendørs konstruktioner men ikke i fugtige omgivelser.	✓	✓	✓	✓
Moderat	Indendørs konstruktioner men ikke i omgivelser som er mærkbart belastet af klor eller svovldioxid (f.eks. halvkemiske fabrikker).	✓	✓	✓	✓	✓	✓
Medium	Udendørs konstruktioner på steder som er moderat belastet af klor eller svovldioxid (f.eks. mindst 25 km fra kysten eller andre vandmiljøer).	!	✓	✗	✗	✗	✓
Høj	Udendørs konstruktioner på steder hvor der kan være en stærk korrosionseffekt på grund af belastning fra klor, svovldioxid, høj luftfugtighed eller ophobning af skadelige stoffer (f.eks. kystregioner og swimmingpool-miljøer).	✗	✓	✗	✗	✗	✓ 

✓ = Velegnet

! = Egnede, men kræver særlig opmærksomhed/rådgivning

✗ = Ikke velegnet



**Tilmeld
dig nu**

MERE END BARE AT HANDLE ONLINE

Det er både nemt og fleksibelt at bestille varer i vores onlinebutik. Alle vores produkter, inklusive gelændersystemer og komponenter, som er vist i dette katalog, samt resten af vores produktsortiment, kan nemt bestilles online. Du kan også se opdaterede lageroplysninger, personlige rabatter og aktuelle præmiekampagner.

Det bedste fra vores Q-railing butik:

- ✓ Online bestilling
- ✓ Anmodninger om tilbud
- ✓ Opdateret information om lagerbeholdning
- ✓ Produktoplysninger
- ✓ Personlige rabatter
- ✓ Aktuelle præmiekampagner

Er du allerede kunde hos Q-railing?

Tilmeld dig vores onlinebutik! Du skal blot tilmelde dig online, og du vil modtage dit personlige login fra vores salgsteam!

Vil du være en del af vores Q-railing familie?

Tilmeld dig som ny kunde! Når du har modtaget en bekræftelse, får du direkte adgang til hele netbutikken og alle funktionerne.

PREFIX GØR LIVET NEMMERE

Forberedelse er nøglen til succes. Hvorfor ikke benytte vores tidsbesparende og økonomiske prefix-service, når du køber din næste gelænderløsning fra Q-railing? Du modtager det hele 100% klar til montering.



Prefix mulighed tilgængelig.



Valsning

Vi udfører 2D og 3D valsning på rørformede komponenter, glaslisterør, U-profiler, glaskantbeskyttelse dækprofiler og også Easy Glass® bundprofiler. Denne pertentlige service sikrer dig, at du får nøjagtig de størrelser og bøjninger, du skal bruge.



Tilskæring og boring

Vil du opnå maksimal nemhed, kan du bede os om at tilskære produkter i rustfrit stål, aluminium og træ. Dette gælder alle håndlister, glaslisterør, stolper og Easy Glass® bundprofiler. Dine køb kan leveres med færdige geringssnit eller med fræsedde huller, som passer til for eksempel LED spotlights.



Boring og gevindskæring

Prøv vores boring- og gevindskæring-service, så vil du insistere på at benytte den, hver gang du køber stolper eller håndlister fra Q-railing. Med udgangspunkt i dine præcise specifikationer laver vi alle de huller og gevind, som du skal bruge til din installation.



Svejsning

I sjældne tilfælde kan Q-railings standardprodukter kræve svejsning for at passe til en bestemt placering. Men det behøver ikke at være et problem. Lad os svejse dine tilpassede produkter og levere dem til dig lige klar til montering.



Pulverlakering

Få pulverlakeret dine produkter, når du bestiller bundprofiler, glaslisterør, endekapper eller andre komponenter, som skal have en bestemt farve. Vælg lige præcis den RAL-farve, du bedst kan lide.

Samlede

For at modtage Q-railing produkter delvist samlede ud fra dine behov, skal du blot bestille vores prefix-service. Forestil dig, hvor meget tid det vil spare, hvis for eksempel dine glasklemmer og tværstangsholdere allerede var monteret ved levering.

For at afgive en ordre med prefix-service skal du blot downloade og udfylde forespørgselsformularen. Eller kontakt os direkte, vores salgskonsulenter vil med glæde hjælpe dig.



PULVERLAKERING / 2D VALSNING



FLOWDRILL



3D VALSNING



TILSKÆRING



1

GLAS- GELÄNDER- SYSTEMER

Easy Glass® Smart	28 - 49
Easy Glass® Smart+	50 - 61
Easy Glass® Prime	62 - 81
Easy Glass® Strong	82 - 93
Easy Glass® Slim	94 - 103
Easy Glass® Pro	104 - 115
Easy Glass® Max	116 - 125
Easy Glass® Up	126 - 133
Easy Glass® Hybrid	134 - 139
Easy Glass® gulv glasklemmer	140 - 145
Easy Glass® Air	146 - 149
Easy Glass® glasadaptere	150 - 164



Designet til: Let og middel belastning
Brug: Indendørs og udendørs
Varianter: Top-, gulv- og sidemontering
Anvendelse: Balkoner, gallerier, gangbroer, skilleelementer, trapper og franske balkoner
Materiale: Aluminium (børstet anodiseret, rå og pulverlakeret i RAL 9005 sort)
Glastykkelse: 12 til 21,52 mm

Find alle oplysninger om Easy Glass Smart online:




<https://q-ne.ws/Smart23>

EASY GLASS® SMART



red dot winner 2020
 innovative product

Suverænt nemt at montere



Easy Glass® Smart kan kombineres med det revolutionerende Q-disc® System. Kombinationen af indlægget og den vigtige Q-disc-skive muliggør ekstremt hurtig installation af glasset. Monter bundprofilen, placer glasset, og fastgør derefter hvert enkelt panel sikkert med én enkelt håndbevægelse. Med den justerbare version af Q-disc System kan du endda tilpasse hvert enkelt glaspanel lodret. En ekstra funktion er Easy Glass trim, som muliggør en problemfri fastgørelse på gulvet. Det er en stilfuld finish, der også giver gelænderet større materialebeskyttelse.



Easy Glass® Smart	DK
Max. linje belastning (kN/m)	1,0

Vær opmærksom på specifikationerne for montering og glas dimensioner i hvert certifikat.

Internationalt testet/beregnet/certificeret:



- 1 Med det justerbare Q-disc System kan du justere individuelle glaspaneler lodret op til 0,6°.
- 2 Q-disc-skiven giver dig en direkte tilbagemelding i form af et bekræftende "klik", når den er installeret korrekt.
- 3 Velegnet til glastykkelser på 12 – 21,52 mm.

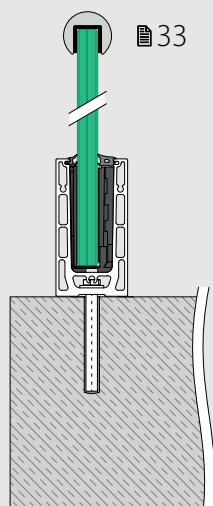


EASY GLASS® SMART - VARIANTER

Smart

Topmontering

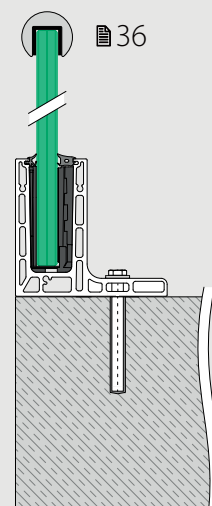
- Også til gulvmontering



Smart F

Topmontering

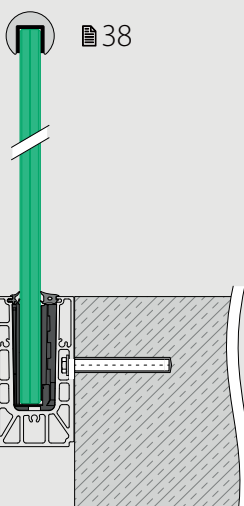
- Til rå gulve
- Kan installeres på eller uden for kanten af en overflade



Smart

Sidemontering

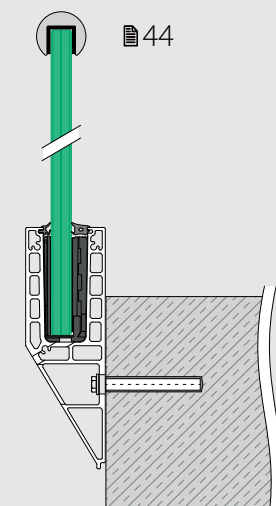
- Også til montering på indersiden af parapetmure
- Dækprofiler til bundprofiler tilbydes



Smart Y

Sidemontering

- Til rå gulve
- Kan installeres på eller uden for kanten af en overflade
- Dækprofiler til bundprofiler tilbydes

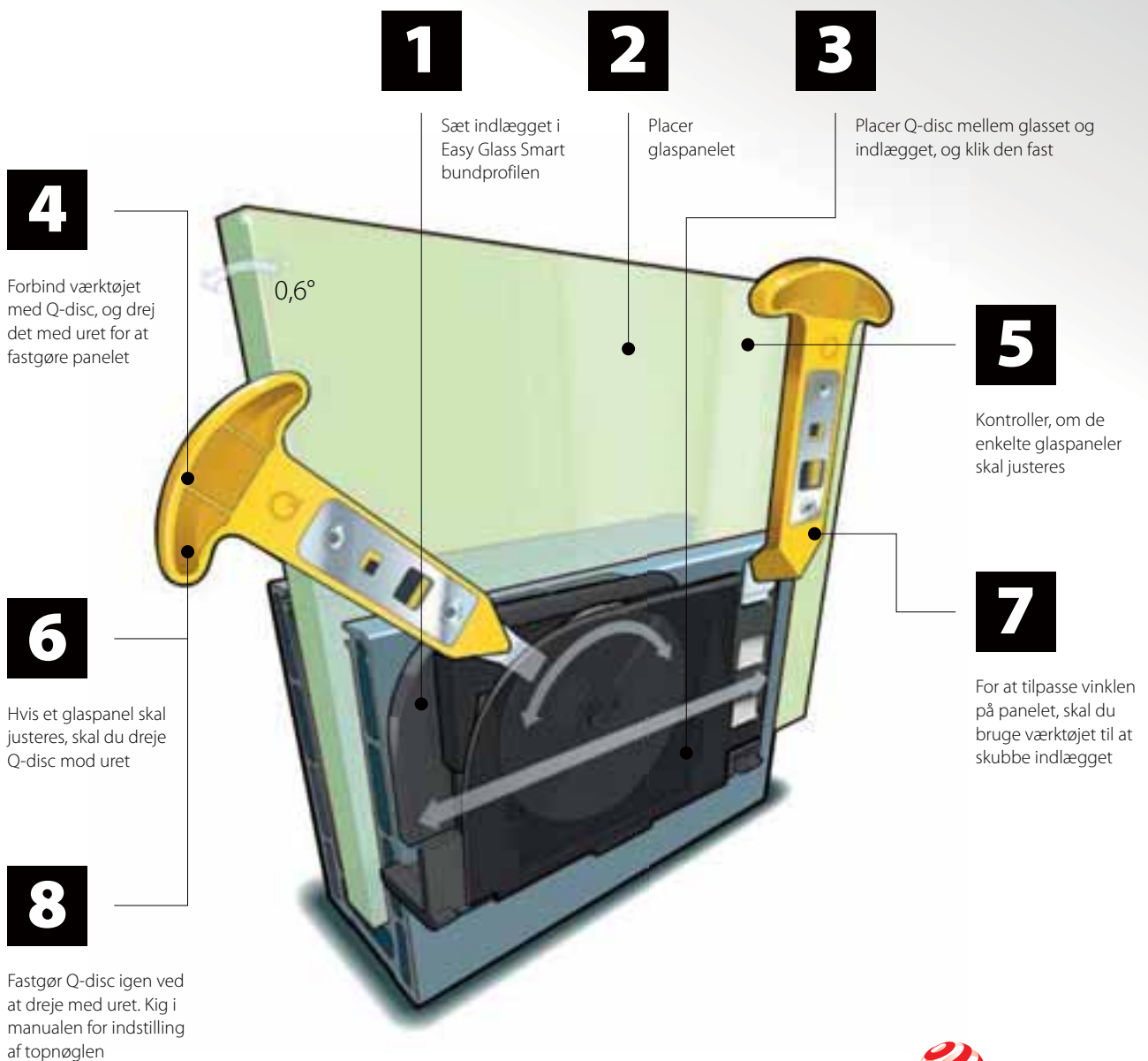




JUSTERBAR Q-DISC® SYSTEM

SKUB OG JUSTER!

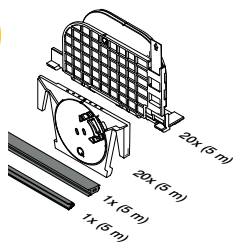

SÅDAN FUNGERER DET:



reddot winner 2020
innovative product

Q-disc® System (gummilister, indsats og Q-disc®)

Til justerbar fastgørelse af glas



MOD 8201

Tilbehør		
Til hærdet glas	T	
208201-050-12	12	L = 5 m
208201-050-15	15	L = 5 m
208201-250-12	12	L = 25 m
208201-250-15	15	L = 25 m

Til lamineret glas

208201-050-13	12,76	L = 5 m
208201-050-14	13,52	L = 5 m
208201-050-17	16,76	L = 5 m
208201-050-18	17,52	L = 5 m
208201-250-13	12,76	L = 25 m
208201-250-14	13,52	L = 25 m
208201-250-17	16,76	L = 25 m
208201-250-18	17,52	L = 25 m



International Design Model Protection

Tilbehør

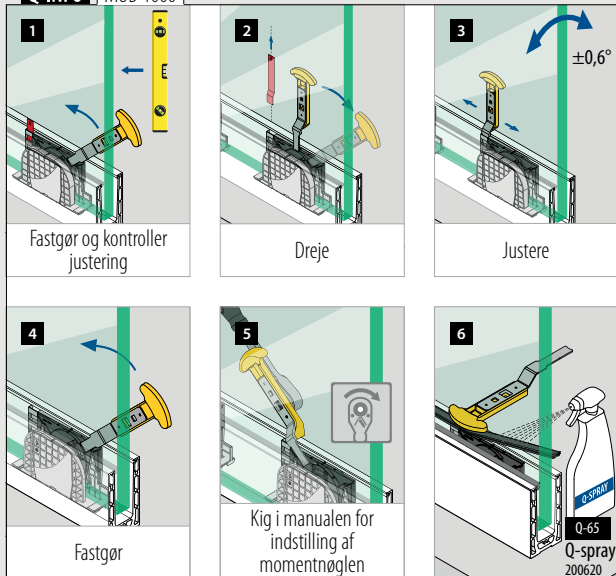
Q-disc® og indlægsværktøj



MOD 1000

Tilbehør		
	Q	
201000	Q-84	1

Q-INFO MOD 1000



Tilbehør

Enkelt gummiliste



Indvendigt gummi

1x (25 m)

MOD 8207

Tilbehør		
208207-250-00		L = 25 m



Udvendigt gummi

1x (25 m)

MOD 8207

Tilbehør		
Til hærdet glas	T	
208207-250-12	12	L = 25 m
208207-250-15	15	L = 25 m

Til lamineret glas

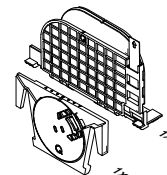
208207-250-14	12,76 - 13,52	L = 25 m
208207-250-18	16,76 - 17,52	L = 25 m



Tilbehør

Q-disc® sæt

Til justerbar fastgørelse af glas



MOD 8209

Tilbehør		
Til hærdet glas	T	
208209-12	12	5
208209-15	15	5

Til lamineret glas

208209-13	12,76	5
208209-14	13,52	5
208209-17	16,76	5
208209-18	17,52	5



Q-INFO

Glasguide

MOD 1002

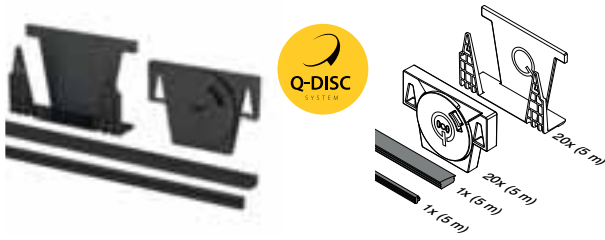
480



Glas gelænder base

Q-disc® System (gummilister, indsats og Q-disc®)

Til fastgørelse af glas



MOD 8200

Tilbehør

SELL OUT	Til hærdet glas	T	
SELL OUT	208200-050-12	12	L = 5 m
SELL OUT	208200-050-15	15	L = 5 m
SELL OUT	208200-050-19	19	L = 5 m

Til lamineret glas

SELL OUT	208200-050-13	12,76 - 13,52	L = 5 m
SELL OUT	208200-050-17	16,76 - 17,52	L = 5 m
SELL OUT	208200-050-21	20,76 - 21,52	L = 5 m

SELL OUT	208200-250-13	12,76 - 13,52	L = 25 m
SELL OUT	208200-250-17	16,76 - 17,52	L = 25 m
SELL OUT	208200-250-21	20,76 - 21,52	L = 25 m

reddot winner
2020

International Design Model Protection

Tilbehør

Q-disc® og indlægsværktøj



MOD 1000

Tilbehør

Q		
201000	Q-84	1

SELL OUT Kun så længe lager haves.

Q-INFO | MOD 1000



Tilbehør

Enkelt gummiliste



MOD 8206

Tilbehør

208206-250-00	L = 25 m
---------------	----------

NEW



MOD 8206

Tilbehør

Til lamineret glas	T	
208206-250-13	12,76 - 13,52	L = 25 m
208206-250-17	16,76 - 17,52	L = 25 m
208206-250-21	20,76 - 21,52	L = 25 m

NEW

Tilbehør

Q-disc® sæt

Til fastgørelse af glas



MOD 8208

Tilbehør

Til hærdet glas	T	
208208-12	12	5
208208-15	15	5
208208-19	19	5

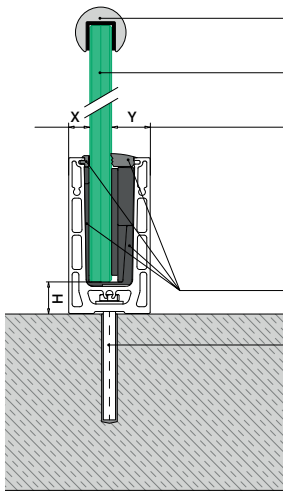
Til lamineret glas

208208-13	12,76 - 13,52	5
208208-17	16,76 - 17,52	5
208208-21	20,76 - 21,52	5

NEW

reddot winner
2020

Bundprofil, topmontering



Valgfri: U-profiler: 169 - 185
Kantbeskyttelse: 166 - 168

Hærdet/lamineret glas: 160 - 161

Til justerbar fastgørelse af glas
X = variabel
Y = 25,5
H = 25


Til ikke-justerbar fastgørelse af glas
X = 15
Y = variabel
H = 23

Q-disc® System: 31, 32

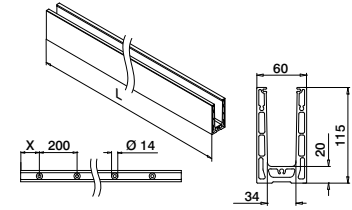
Alle ankre: 457 - 463

Der henvises til de respektive certifikater og statiske beregninger til specifikationer såsom monteringsdetaljer, glasmål og glastyper.

168210-0xx-00 (00) (18) (82)



Forbinderstift inkluderet




MOD 8210

Aluminium	Rå		
		X	
168210-050-00-00	100	457 - 463	L = 5 m
Aluminium	Børstet, anodiseret		
OUTDOOR			
168210-025-00-18	50	457 - 463	L = 2,5 m
168210-050-00-18	100	457 - 463	L = 5 m
Aluminium	Black Line		
OUTDOOR			
NEW 168210-050-00-82	100	457 - 463	L = 5 m



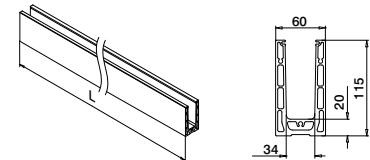
International Design Model Protection

168210-050-99- (00) (18)



Uden huller

Forbinderstift inkluderet



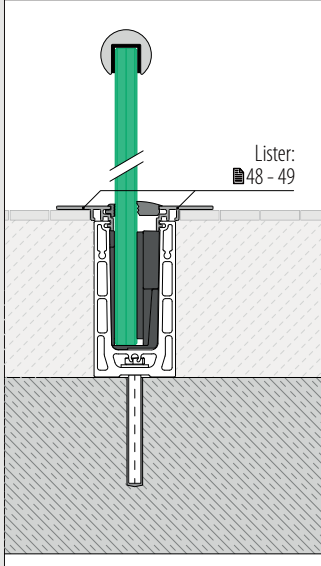
MOD 8210

Aluminium	Rå		
168210-050-99-00			L = 5 m
Aluminium	Børstet, anodiseret		
OUTDOOR			
168210-050-99-18			L = 5 m

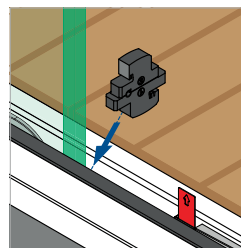


International Design Model Protection

Q-INFO



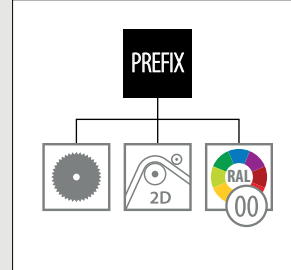
Lister: 48 - 49



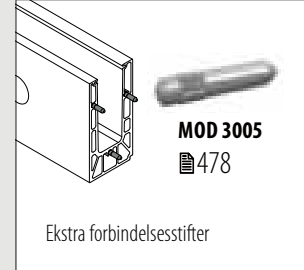
MOD 8205 48

Distans-/mellanläggsgummi


Q-INFO



Q-INFO

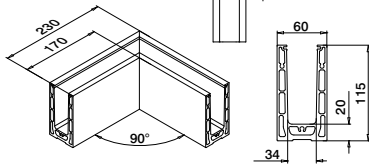


Q-INFO Aluminium



Glas gelænder base

Hjørne, topmontering

Indvendigt og
udvendigt hjørne

MOD 8211

Aluminium Rå

168211-00-00	457 - 463	1
--------------	-----------	---

Aluminium Børstet, anodiseret

168211-00-18	457 - 463	1
--------------	-----------	---

Aluminium Black Line

168211-00-82	457 - 463	1
--------------	-----------	---



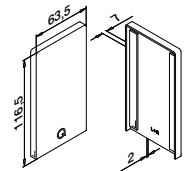
International Design Model Protection

Glas gelænder base

Endekapper, topmontering



Venstre / højre



MOD 8212

Aluminium Rå

	Tape	
168212-00-00	Færdigpakket	1

Aluminium Børstet, anodiseret

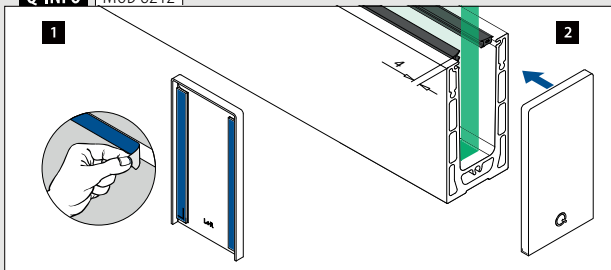
168212-00-18	Klargjort på forhånd	1
--------------	----------------------	---

Aluminium Black Line


168212-00-82	Færdigpakket	1
--------------	--------------	---

NEW


Q-INFO MOD 8212



Q-INFO Aluminium



Rå

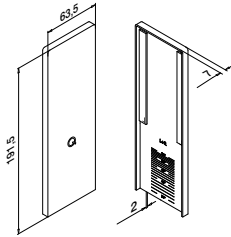
Børstet,
anodiseretSort, mat,
struktur overflade

Glas gelænder base

Endekapper, topmontering



Venstre / højre
Til trapper



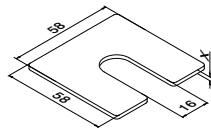
MOD 8213

Aluminium	Rå	Tape	
168213-00-00		Færdigpakket	1
Aluminium	Børstet, anodiseret	OUTDOOR	
168213-00-18		Klargjort på forhånd	1



Glas gelænder base

Justeringsplade, topmontering



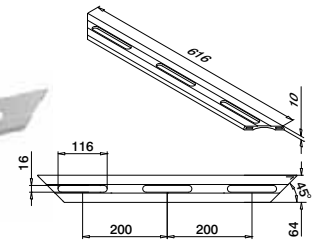
MOD 8216

Aluminium	Rå	X	
168216-001		1	100
168216-002		2	100
168216-003		3	100

Glas gelænder base

Drænprofiler, topmontering

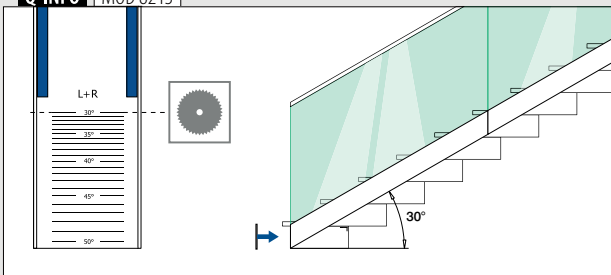
4 stk. til 2,5 meter bundprofil
8 stk. til 5 meter bundprofil



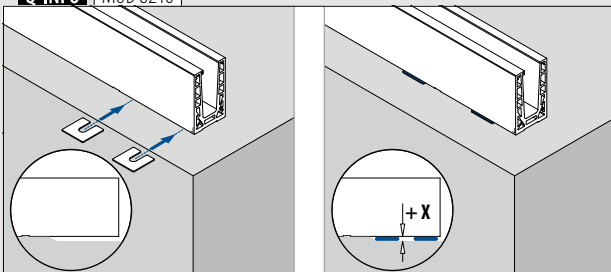
MOD 8217

Aluminium	Børstet, anodiseret	OUTDOOR	
168217-18			4

Q-INFO MOD 8213



Q-INFO MOD 8216

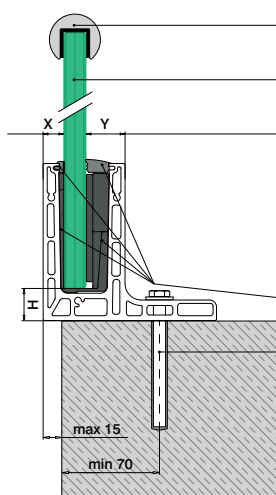


Q-INFO MOD 8217



Glas gelænder base

Bundprofil, topmontering



Valgfri: U-profiler: ■ 169 - 185
Kantbeskyttelse: ■ 166 - 168

Hærdet/lamineret glas: ■ 160 - 161

Til justerbar fastgørelse af glas
X = variabel
Y = 25,5
H = 25

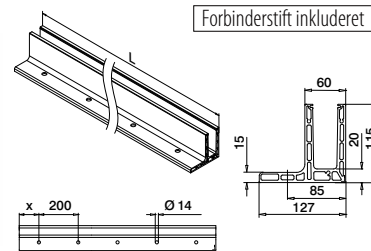

Til ikke-justerbar fastgørelse af glas
X = 15,5
Y = variabel
H = 23

Q-disc® System: ■ 31, 32

Alle ankre: ■ 457 - 463

Der henvises til de respektive certifikater og statiske beregninger til specifikationer såsom monteringsdetaljer, glasmål og glastyper.

168220-0xx-00-00 18



MOD 8220

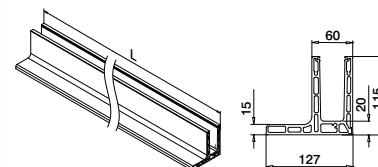
Aluminium	Rå		
	X		
168220-050-00-00	100	■ 457 - 463	L = 5 m
Aluminium	Børstet, anodiseret		
	OUTDOOR		
168220-025-00-18	50	■ 457 - 463	L = 2,5 m
168220-050-00-18	100	■ 457 - 463	L = 5 m



International Design Model Protection

Uden huller

Forbinderstift inkluderet



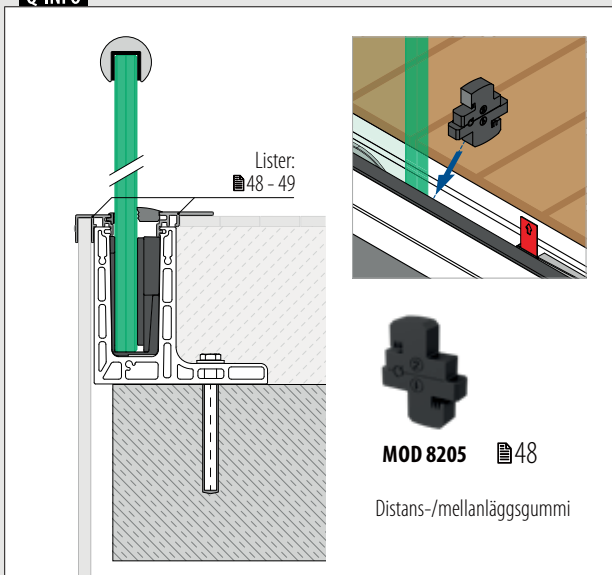
MOD 8220

Aluminium	Børstet, anodiseret		
168220-050-99-18			L = 5 m



International Design Model Protection

Q-INFO

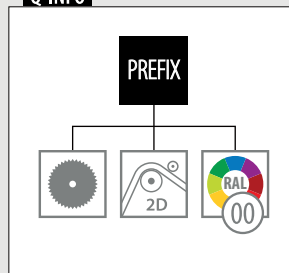


Lister: ■ 48 - 49

MOD 8205 ■ 48

Distans-/mellanlaggsgummi

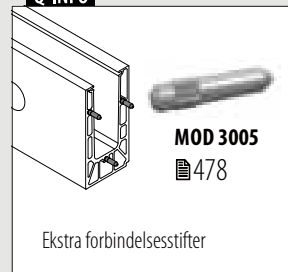
Q-INFO



Q-INFO Aluminium



Q-INFO



MOD 3005 ■ 478

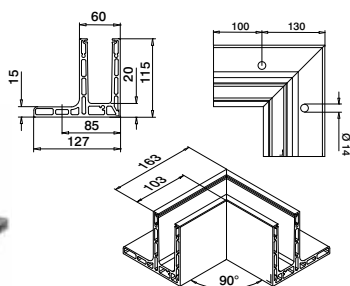
Ekstra forbindelsesstifter

Glas gelænder base

Hjørne, topmontering



Indvendigt hjørne



MOD 8221

Aluminium Børstet, anodiseret
OUTDOOR

168221-01-18

457 - 463

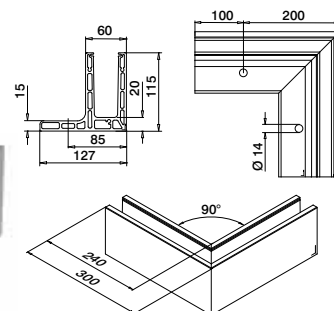
1



International Design Model Protection



Udvendigt hjørne



MOD 8221

Aluminium Børstet, anodiseret
OUTDOOR

168221-02-18

457 - 463

1



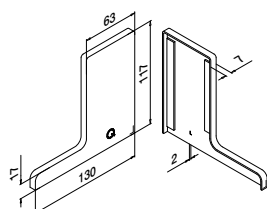
International Design Model Protection

Glas gelænder base

Endekapper, topmontering



Venstre



MOD 8222

Aluminium Rå

Tape

1

168222-01-00 Færdigpakket

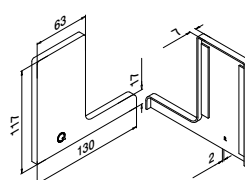
Aluminium Børstet, anodiseret
OUTDOOR

168222-01-18 Klargjort på forhånd

1



Højre



MOD 8222

Aluminium Rå

Tape

1

168222-02-00 Færdigpakket

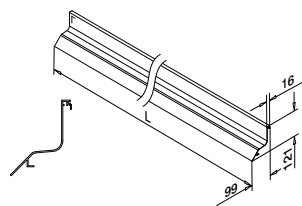
Aluminium Børstet, anodiseret
OUTDOOR

168222-02-18 Klargjort på forhånd

1

Glas gelænder base

Vandtæt tætningsliste, topmontering



MOD 6980

Aluminium Rå

Tape

1

166980-50-00 Ikke inkluderet*

Aluminium Børstet, anodiseret
OUTDOOR

166980-50-18 Ikke inkluderet*

1

NEW

*Bestill MOD 1360 (tape)

Tilbehør

Dobbeltklæbende tape

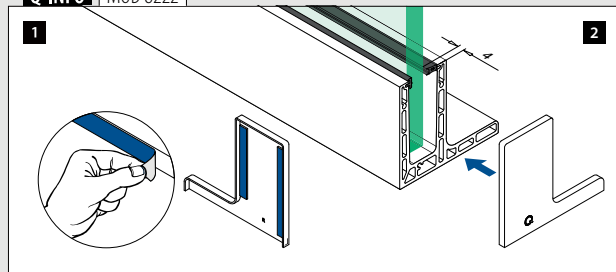


MOD 1360

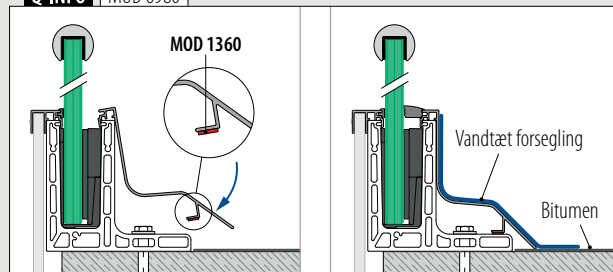
Tilbehør

	Q	W	L	
201360	Q-53	9	33 m	1

Q-INFO MOD 8222

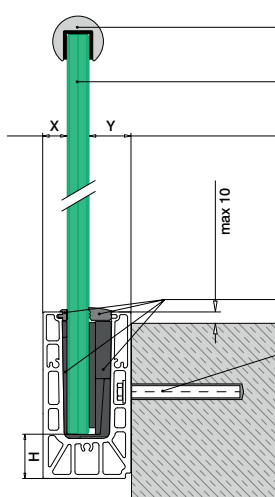


Q-INFO MOD 6980



Glas gelænder base

Bundprofil, sidemontering



Valgfri: U-profiler: ■ 169 - 185
Kantbeskyttelse: ■ 166 - 168

Hærdet/lamineret glas: ■ 160 - 161

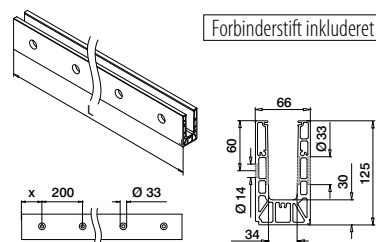
Til justerbar fastgørelse af glas
X = variabel
Y = 28,5
H = 35

Til ikke-justerbar fastgørelse af glas
X = 18,5
Y = variabel
H = 33

Q-disc® System: ■ 31, 32

Alle ankre: ■ 457 - 463

Der henvises til de respektive certifikater og statiske beregninger til specifikationer såsom monteringsdetaljer, glasmål og glastyper.



Forbinderstift inkluderet

MOD 8230

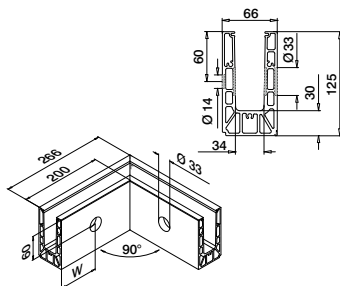
Aluminium	Rå	X	■ 457 - 463	■	L = 5 m
168230-050-00-00		100			
Aluminium	Børstet, anodiseret				
OUTDOOR					
168230-025-00-18		50	■ 457 - 463		L = 2,5 m
168230-050-00-18		100	■ 457 - 463		L = 5 m



International Design Model Protection

Glas gelænder base

Hjørne, sidemontering

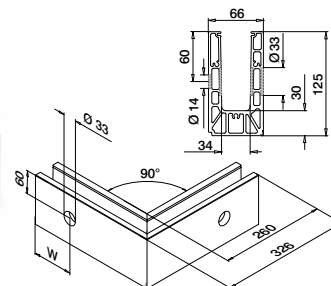


MOD 8231

Aluminium	Rå	W	■ 457 - 463	■	1
168231-01-00		100*			
Aluminium	Børstet, anodiseret				
OUTDOOR					
168231-01-18		100*	■ 457 - 463		1



International Design Model Protection



MOD 8231

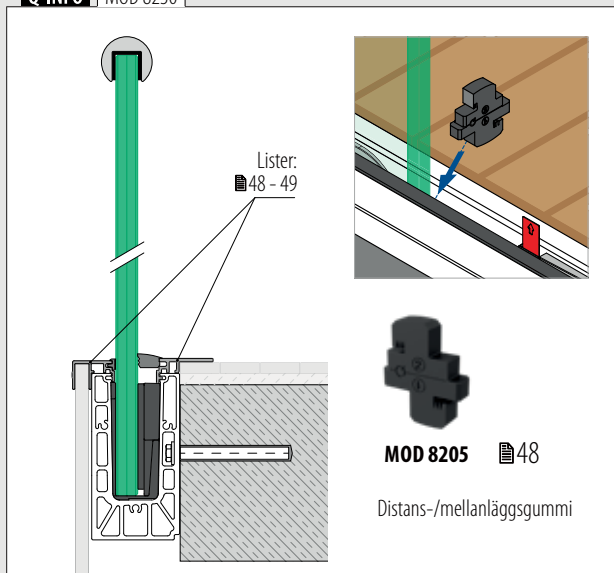
Aluminium	Rå	W	■ 457 - 463	■	1
168231-02-00		100*			
Aluminium	Børstet, anodiseret				
OUTDOOR					
168231-02-18		100*	■ 457 - 463		1



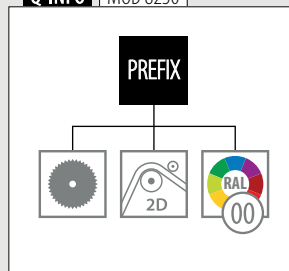
International Design Model Protection

*Hulpositionen kan variere på grund af produktionsmetoden.

Q-INFO MOD 8230



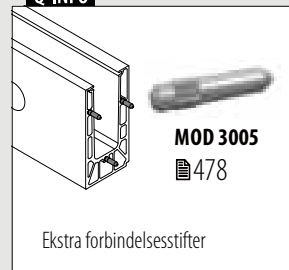
Q-INFO MOD 8230



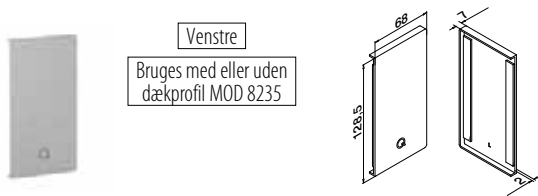
Q-INFO Aluminium



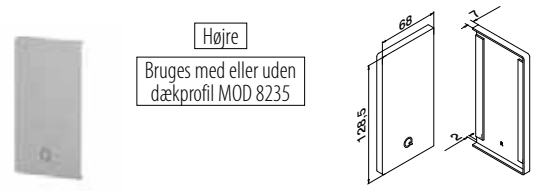
Q-INFO



Endekapper, sidemontering



Venstre
Bruges med eller uden
dækprofil MOD 8235



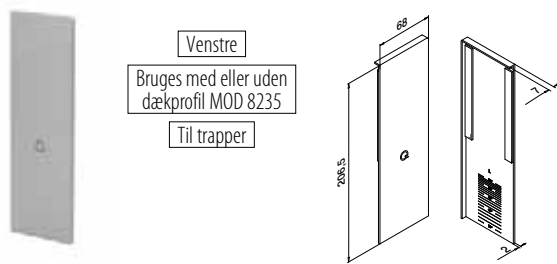
Højre
Bruges med eller uden
dækprofil MOD 8235

MOD 8232

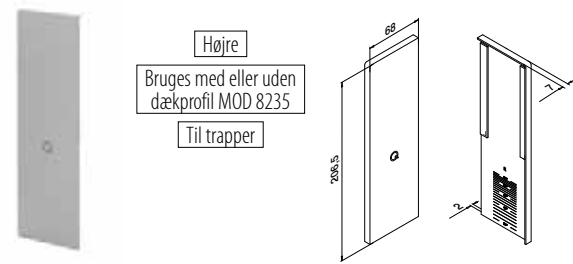
Aluminium	Rå		
		Tape	
168232-01-00	Færdigpakket		1
Aluminium	Børstet, anodiseret		
		OUTDOOR	
168232-01-18	Klargjort på forhånd		1

MOD 8232

Aluminium	Rå		
		Tape	
168232-02-00	Færdigpakket		1
Aluminium	Børstet, anodiseret		
		OUTDOOR	
168232-02-18	Klargjort på forhånd		1



Venstre
Bruges med eller uden
dækprofil MOD 8235
Til trapper



Højre
Bruges med eller uden
dækprofil MOD 8235
Til trapper

MOD 8233


Aluminium	Rå		
		Tape	
168233-01-00	Færdigpakket		1
Aluminium	Børstet, anodiseret		
		OUTDOOR	
168233-01-18	Klargjort på forhånd		1

MOD 8233

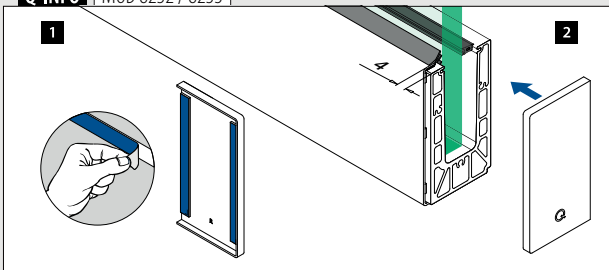
Aluminium	Rå		
		Tape	
168233-02-00	Færdigpakket		1
Aluminium	Børstet, anodiseret		
		OUTDOOR	
168233-02-18	Klargjort på forhånd		1



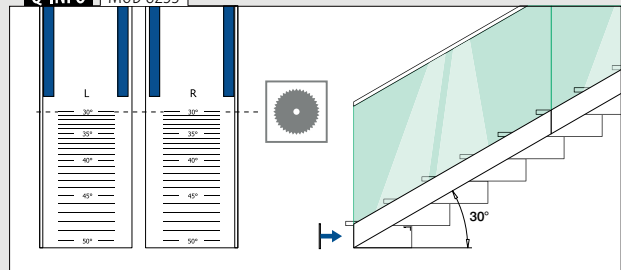
Q-INFO Aluminium



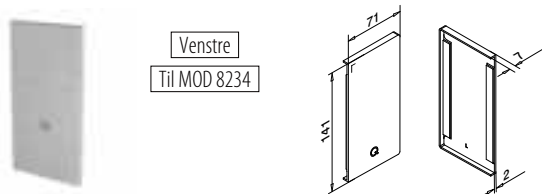
Q-INFO MOD 8232 / 8233



Q-INFO MOD 8233



Endekapper, sidemontering

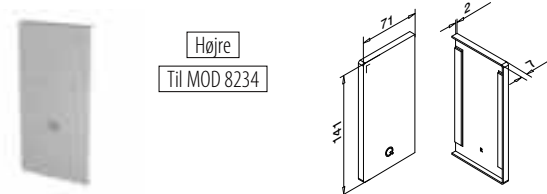
**MOD 8232****Aluminium** Rå**Tape**

168232-41-00	Færdigpakket	1
--------------	--------------	---

Aluminium Børstet, anodiseret**OUTDOOR**

168232-41-18	Klargjort på forhånd	1
--------------	----------------------	---

NEW

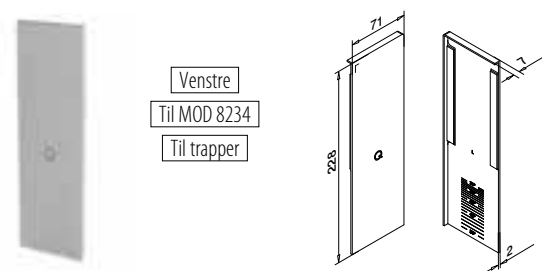
**MOD 8232****Aluminium** Rå**Tape**

168232-42-00	Færdigpakket	1
--------------	--------------	---

Aluminium Børstet, anodiseret**OUTDOOR**

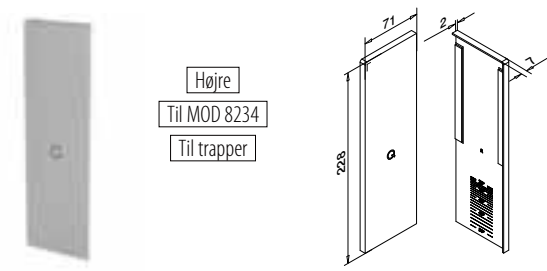
168232-42-18	Klargjort på forhånd	1
--------------	----------------------	---

NEW

**MOD 8233****Aluminium** Børstet, anodiseret**OUTDOOR****Tape**

168233-41-18	Klargjort på forhånd	1
--------------	----------------------	---

NEW


**MOD 8233****Aluminium** Børstet, anodiseret**OUTDOOR****Tape**

168233-42-18	Klargjort på forhånd	1
--------------	----------------------	---

NEW

**Q-INFO** Aluminium

00



Rå

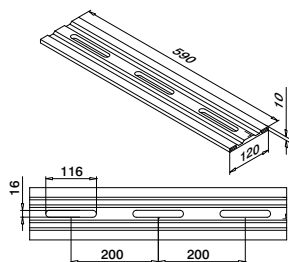
18

Børstet,
anodiseret

Glas gelænder base

Drænprofiler, sidemontering

4 stk. til 2,5 meter bundprofil
8 stk. til 5 meter bundprofil



MOD 8237

Aluminium Børstet, anodiseret
OUTDOOR

168237-18



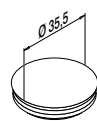
4

Glas gelænder base

Blindprop, sidemontering



Bruges uden
dækprofil



MOD 8238

Plastik Aluminiumsgrå RAL 9006
INDOOR

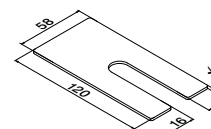
158238-36



10

Glas gelænder base

Justeringsplade, sidemontering



MOD 8236

Aluminium Rå

	X	
168236-001	1	100
168236-002	2	100
168236-003	3	100

Glas gelænder base

Glasstopper



Til trapper

MOD 8204

Tilbehør

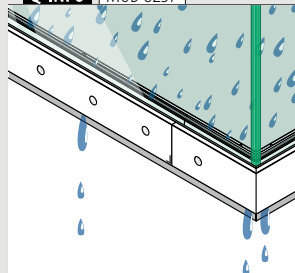
208204



1

NEW

Q-INFO MOD 8237

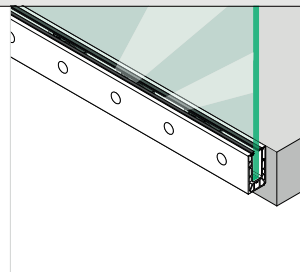
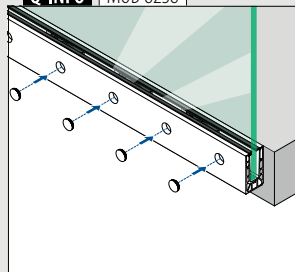


Samlevej-
ledning:

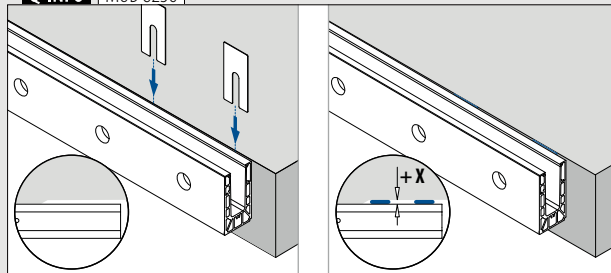


[https://q-ne.ws/
Smart23](https://q-ne.ws/Smart23)

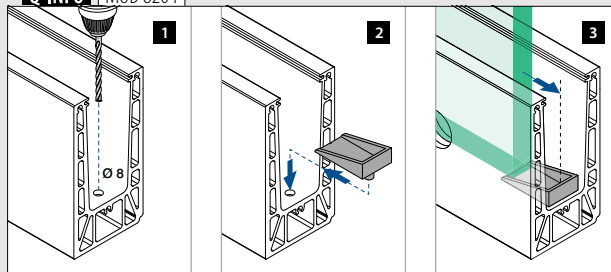
Q-INFO MOD 8238



Q-INFO MOD 8236

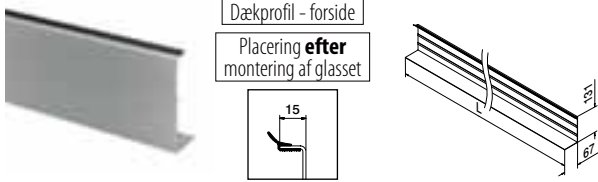


Q-INFO MOD 8204



Glas gelænder base

Dækprofil, sidemontering

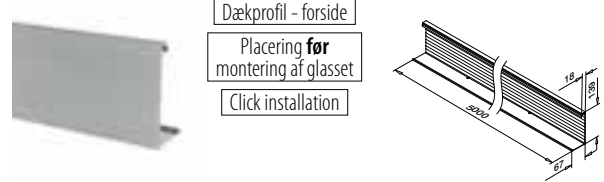


MOD 8235

Aluminium Rå		
Tape		
SELL OUT 168235-050-00	Ikke inkluderet*	L = 5 m
Aluminium Børstet, anodiseret		
OUTDOOR		
SELL OUT 168235-050-18	Klargjort på forhånd	L = 5 m



*Bestill MOD 1360 (tape)



MOD 8234

Aluminium Rå		
Tape		
168234-050-00		L = 5 m
Aluminium Børstet, anodiseret		
OUTDOOR		
168234-050-18		L = 5 m



Tilbehør

Dobbeltklæbende tape

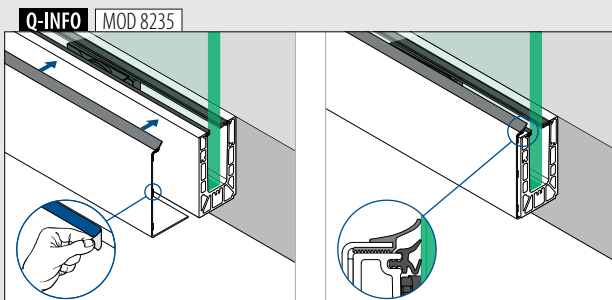


MOD 1360

Tilbehør				
	Q	W	L	
201360	Q-53	9	33 m (til 11 m dækprofil)	1



Kun så længe lager haves.



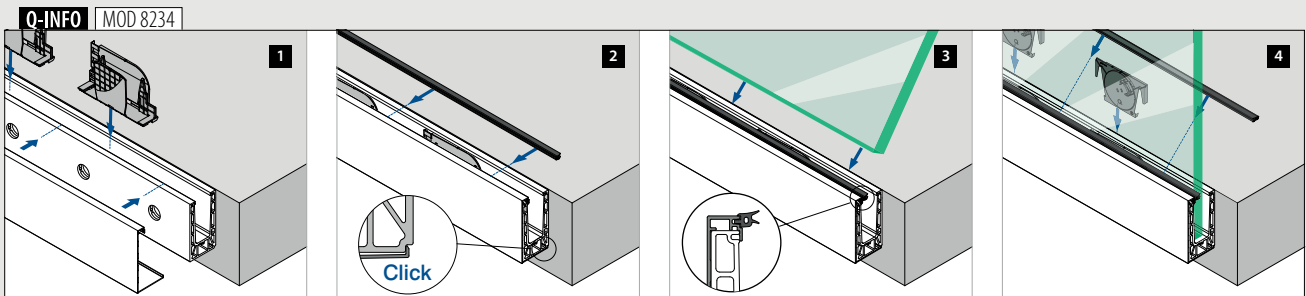
Q-INFO MOD 8235-050-00 / 1360

Samlevejledning:

<https://q-ne.ws/Smart23>

Q-INFO **Aluminium**

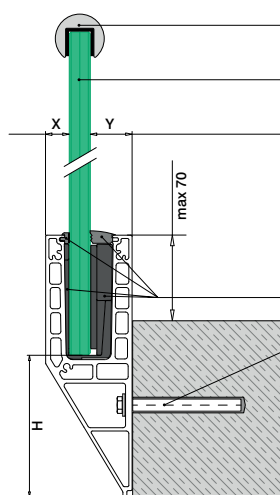
00	18
Rå	Børstet, anodiseret





Glas gelænder base

Bundprofil, sidemontering



Valgfri: U-profiler: ■ 169 - 185
Kantbeskyttelse: ■ 166 - 168

Hærdet/lamineret glas: ■ 160 - 161

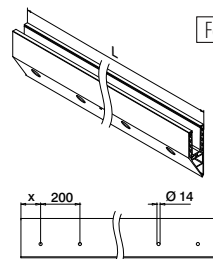
Til justerbar fastgørelse af glas
X = variabel
Y = 28,5
H = 140

Til ikke-justerbar fastgørelse af glas
X = 18,5
Y = variabel
H = 138

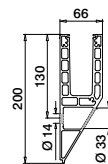
Q-disc® System: ■ 31, 32

Alle ankre: ■ 457 - 463

Der henvises til de respektive certifikater og statiske beregninger til specifikationer såsom monteringsdetaljer, glasmål og glastyper.



Forbinderstift inkluderet

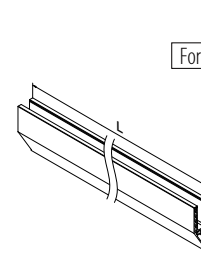


MOD 8240

Aluminium	Rå	X		
168240-050-00-00		100	■ 457 - 463	L = 5 m
Aluminium	Børstet, anodiseret			
OUTDOOR				
168240-025-00-18		50	■ 457 - 463	L = 2,5 m
168240-050-00-18		100	■ 457 - 463	L = 5 m

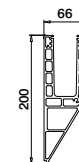


International Design Model Protection



Uden huller

Forbinderstift inkluderet



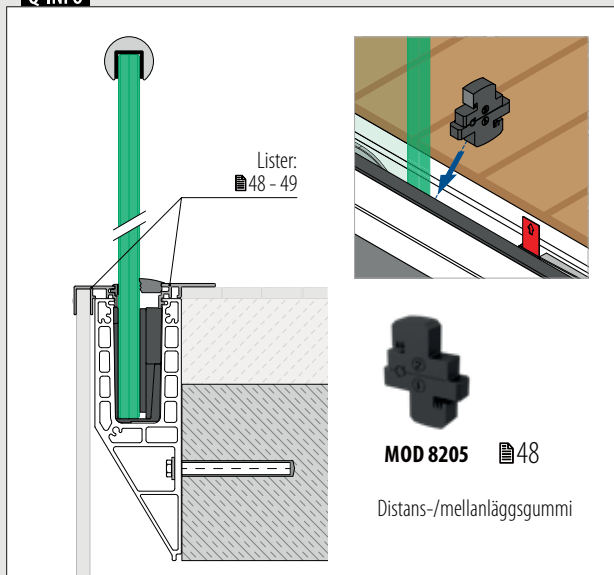
MOD 8240

Aluminium	Børstet, anodiseret			
168240-050-99-18			■ 457 - 463	L = 5 m



International Design Model Protection

Q-INFO



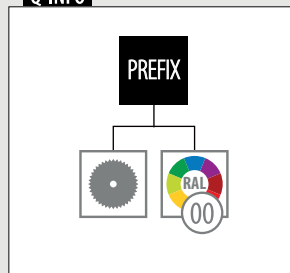
Lister: ■ 48 - 49




MOD 8205 ■ 48

Distans-/mellanlagsgummi

Q-INFO



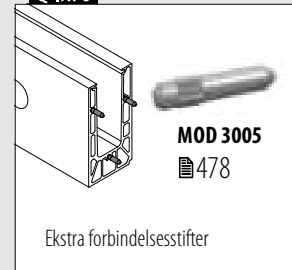
Q-INFO Aluminium



Rå

Børstet, anodiseret

Q-INFO

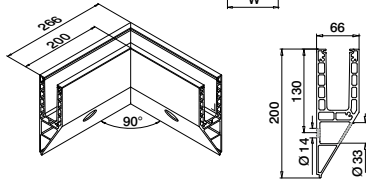


MOD 3005 ■ 478

Ekstra forbindelsesstifter

Glas gelænder base

Hjørne, sidemontering

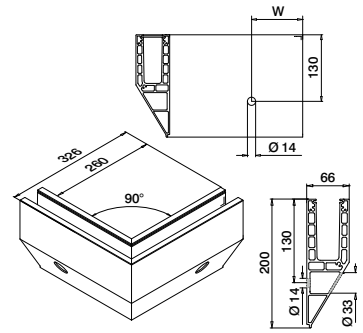


MOD 8241

Aluminium	Børstet, anodiseret		
OUTDOOR	W		
168241-01-18	100*	457 - 463	1



International Design Model Protection



MOD 8241

Aluminium	Børstet, anodiseret		
OUTDOOR	W		
168241-02-18	100*	457 - 463	1



International Design Model Protection

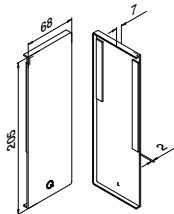
*Hulpositionen kan variere på grund af produktionsmetoden.

Glas gelænder base

Endekapper, sidemontering



Venstre
Bruges uden
dækprofil

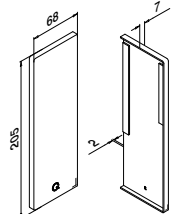


MOD 8242

Aluminium	Rå		
Tape			
168242-01-00	Færdigpakket		1
Aluminium	Børstet, anodiseret		
OUTDOOR			
168242-01-18	Klargjort på forhånd		1



Højre
Bruges uden
dækprofil

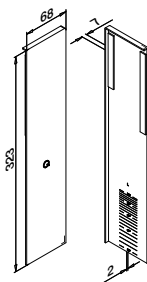


MOD 8242

Aluminium	Rå		
Tape			
168242-02-00	Færdigpakket		1
Aluminium	Børstet, anodiseret		
OUTDOOR			
168242-02-18	Klargjort på forhånd		1



Venstre
Bruges med eller uden
dækprofil MOD 8245
Til trapper

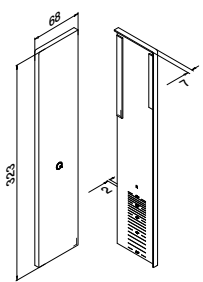


MOD 8243

Aluminium	Børstet, anodiseret		
OUTDOOR	Tape		
168243-01-18	Klargjort på forhånd		1



Højre
Bruges med eller uden
dækprofil MOD 8245
Til trapper

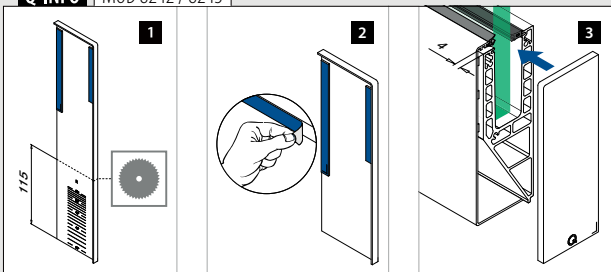


MOD 8243

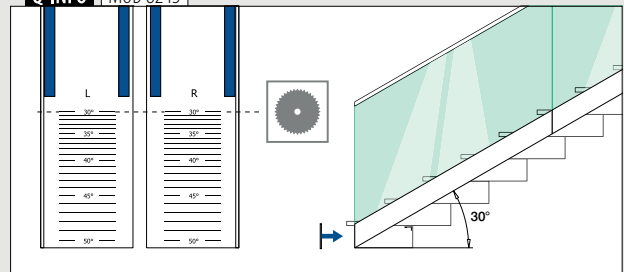
Aluminium	Børstet, anodiseret		
OUTDOOR	Tape		
168243-02-18	Klargjort på forhånd		1



Q-INFO MOD 8242 / 8243

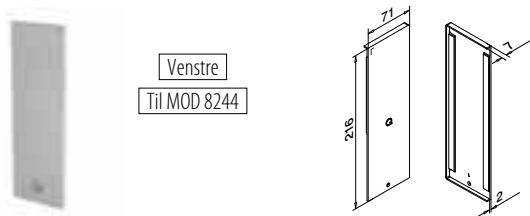


Q-INFO MOD 8243



Glas gelænder base

Endekapper, sidemontering

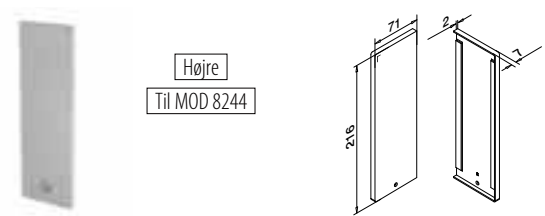


Venstre
Til MOD 8244

MOD 8242

Aluminium	Rå	Tape	
168242-41-00		Færdigpakket	1
Aluminium	Børstet, anodiseret		
OUTDOOR			
168242-41-18		Klargjort på forhånd	1

NEW

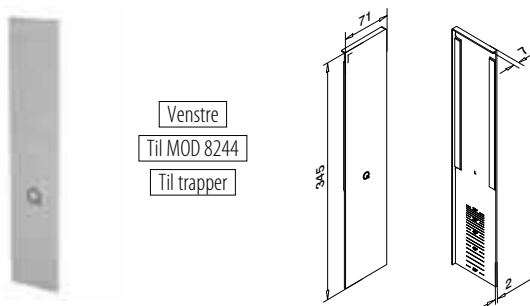


Højre
Til MOD 8244

MOD 8242

Aluminium	Rå	Tape	
168242-42-00		Færdigpakket	1
Aluminium	Børstet, anodiseret		
OUTDOOR			
168242-42-18		Klargjort på forhånd	1

NEW

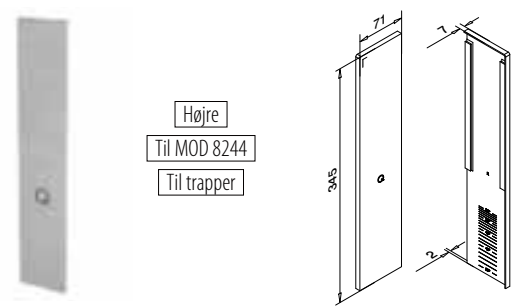


Venstre
Til MOD 8244
Til trapper

MOD 8243

Aluminium	Børstet, anodiseret	Tape	
168243-41-18		Klargjort på forhånd	1

NEW



Højre
Til MOD 8244
Til trapper

MOD 8243

Aluminium	Børstet, anodiseret	Tape	
168243-42-18		Klargjort på forhånd	1

NEW



Glas gelænder base

Glasstopper



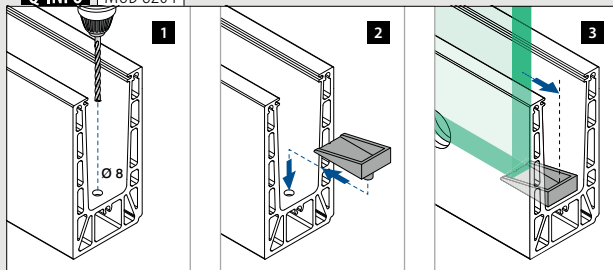
Til trapper

MOD 8204

Tilbehør			
208204			1

NEW

Q-INFO | MOD 8204



Q-INFO | Aluminium



Dækprofil, sidemontering

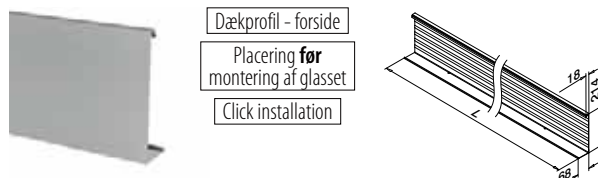


MOD 8245

Aluminium Rå		Tape	
SELL OUT 168245-050-00	Ikke inkluderet*		L = 5 m
Aluminium Børstet, anodiseret			
OUTDOOR			
SELL OUT 168245-050-18	Klargjort på forhånd		L = 5 m



*Bestill MOD 1360 (tape)



MOD 8244

Aluminium Rå		Tape	
168244-050-00			L = 5 m
Aluminium Børstet, anodiseret			
OUTDOOR			
168244-050-18			L = 5 m



Tilbehør

Dobbeltklæbende tape



MOD 1360

Tilbehør				
	Q	W	L	
201360	Q-53	9	33 m (til 11 m dækprofil)	1

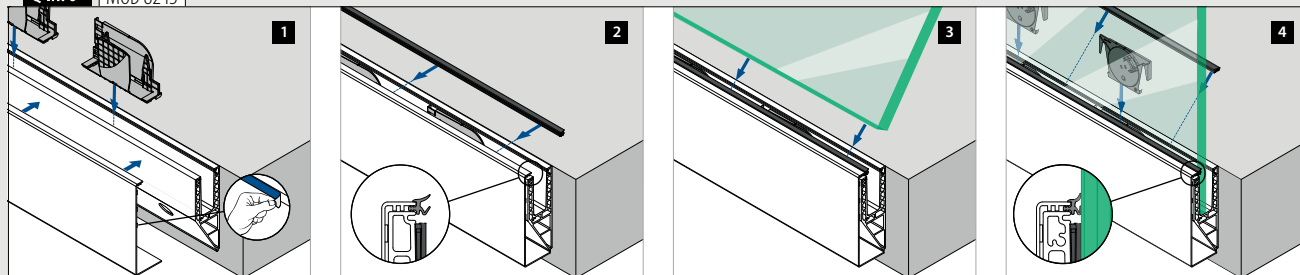
Q-INFO MOD 8245-050-00 / 1360

Samlevejledning:

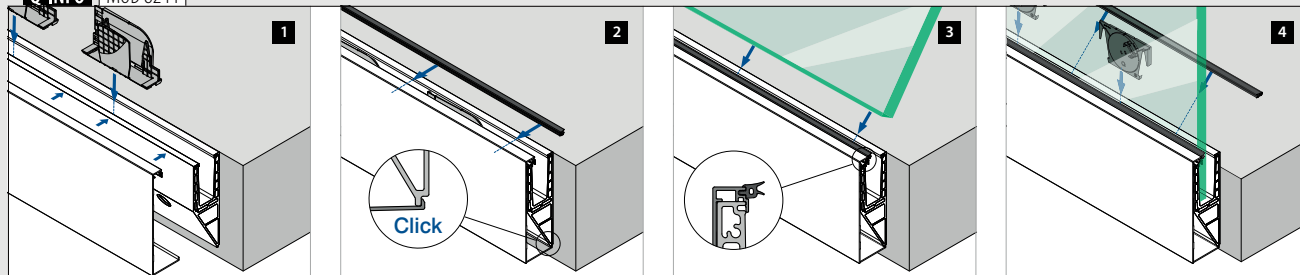


SELL OUT Kun så længe lager haves.

Q-INFO MOD 8245



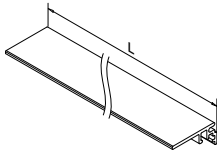
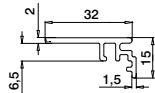
Q-INFO MOD 8244



Glas gelænder base

Lister, topmontering

Til alle Smart bundprofiler

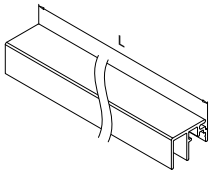
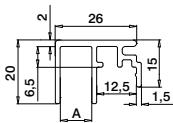


MOD 6973

Aluminium	Rå	
166973-50-00	L = 5 m	
Aluminium	Børstet, anodiseret	
OUTDOOR		
166973-50-18	L = 5 m	

PREFIX

Til Smart top- og F- bundprofiler

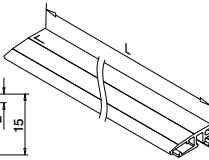
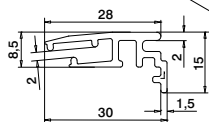


MOD 6972

Aluminium	Rå	
	A	
166972-010-50-00	10	L = 5 m
Aluminium	Børstet, anodiseret	
OUTDOOR		
166972-010-50-18	10	L = 5 m

PREFIX

Til alle Smart bundprofiler



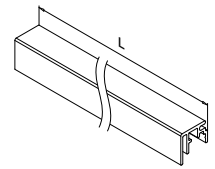
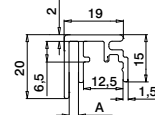
MOD 6979

Aluminium	Rå	
166979-002-50-00	L = 5 m	
Aluminium	Børstet, anodiseret	
OUTDOOR		
166979-002-50-18	L = 5 m	

NEW

PREFIX

Til Smart top- og F- bundprofiler

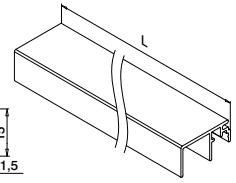
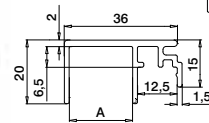


MOD 6972

Aluminium	Rå	
	A	
166972-003-50-00	3	L = 5 m
Aluminium	Børstet, anodiseret	
OUTDOOR		
166972-003-50-18	3	L = 5 m

PREFIX

Til Smart top- og F- bundprofiler



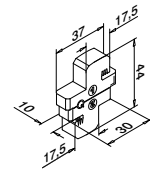
MOD 6972

Aluminium	Rå	
	A	
166972-020-50-00	20	L = 5 m
Aluminium	Børstet, anodiseret	
OUTDOOR		
166972-020-50-18	20	L = 5 m

PREFIX

Glas gelænder base

Lister-/mellemlagsgummi




MOD 8205

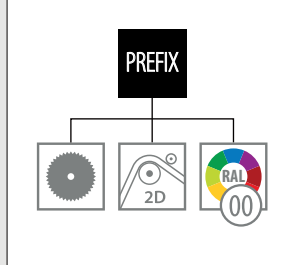
Tilbehør	
208205-010	5




Q-INFO Aluminium



Q-INFO

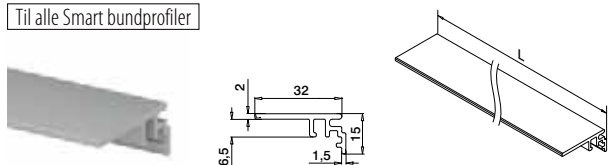


Q-INFO MOD 8205



Lister, sidemontering

Til alle Smart bundprofiler

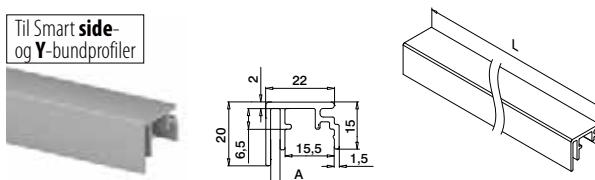


MOD 6973

Aluminium	Rå		
166973-50-00		L = 5 m	
Aluminium	Børstet, anodiseret		
OUTDOOR			
166973-50-18		L = 5 m	

PREFIX

Til Smart side- og Y-bundprofiler

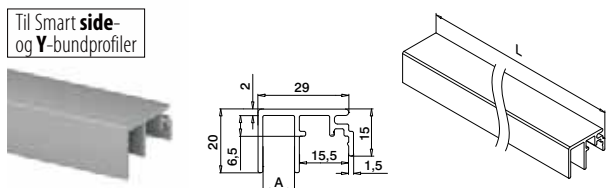


MOD 6970

Aluminium	Rå	A	
166970-003-50-00		3	L = 5 m
Aluminium	Børstet, anodiseret		
OUTDOOR			
166970-003-50-18		3	L = 5 m

PREFIX

Til Smart side- og Y-bundprofiler

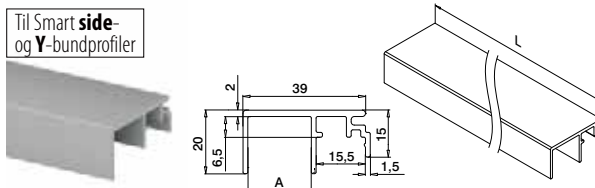


MOD 6970

Aluminium	Rå	A	
166970-010-50-00		10	L = 5 m
Aluminium	Børstet, anodiseret		
OUTDOOR			
166970-010-50-18		10	L = 5 m

PREFIX

Til Smart side- og Y-bundprofiler

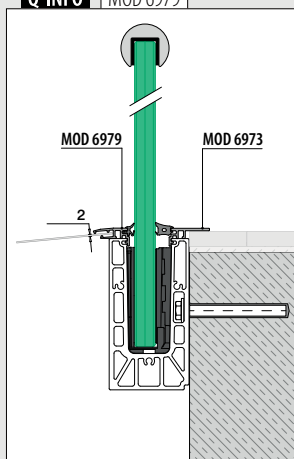


MOD 6970

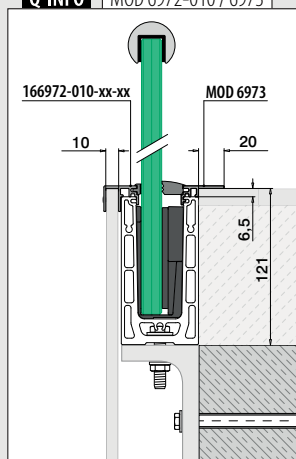
Aluminium	Rå	A	
166970-020-50-00		20	L = 5 m
Aluminium	Børstet, anodiseret		
OUTDOOR			
166970-020-50-18		20	L = 5 m

PREFIX

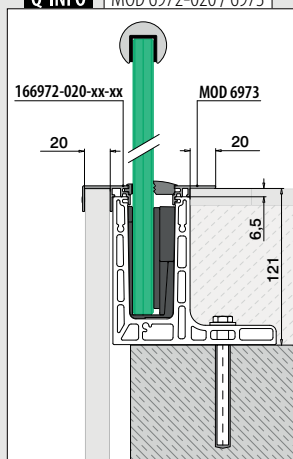
Q-INFO MOD 6979



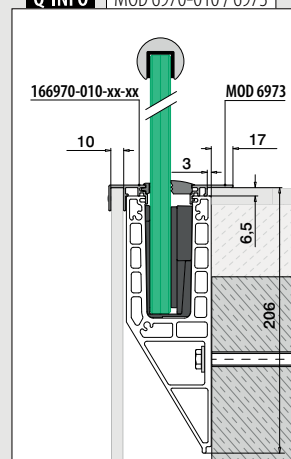
Q-INFO MOD 6972-010 / 6973



Q-INFO MOD 6972-020 / 6973



Q-INFO MOD 6970-010 / 6973





Designet til: Let og middel belastning
Brug: Indendørs og udendørs
Varianter: Top-, gulv- og sidemontering
Anvendelse: Balkoner, gallerier, gangbroer, skilleelementer, trapper og franske balkoner
Materiale: Aluminium (børstet anodiseret og rå)
Glastykkelse: 16,76 til 21,52 mm

Find alle oplysninger om Easy Glass Smart+ online:




<https://q-ne.ws/SmartPlus23>

EASY GLASS[®] SMART+



red dot winner 2020
innovative product

Monter 16,76 - 21,52 mm glas hurtigt og nemt



Søger du en løsning, der giver dig mulighed for hurtigt at montere lamineret glas med en tykkelse på 16,76 - 21,52 mm, og som også giver dig mulighed for at justere hvert glaspanel individuelt? Easy Glass® Smart+ er svaret. Ligesom med Easy Glass® Smart skal du blot montere bundprofilen, placere glasset og – med en enkelt håndbevægelse – justere hvert enkelt panel og fastgøre det sikkert.


Easy Glass® Smart+	DK
Max. linje belastning (kN/m)	1,0

Vær opmærksom på specifikationerne for montering og glas dimensioner i hvert certifikat.

Internationalt testet/beregnet/certificeret:



- 1 Med det justerbare Q-disc System kan du genjustere individuelle glaspaneler lodret op til 0,6°.
- 2 Q-disc fortæller ved hjælp af et "klik", at det er installeret korrekt.
- 3 Velegnet til lamineret glas med en tykkelse på 16,76 - 21,52 mm.



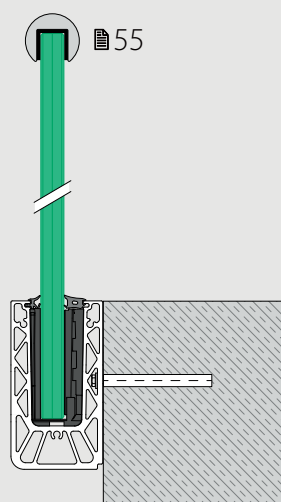
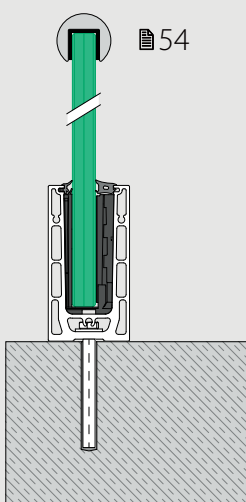
EASY GLASS® SMART+ - VARIANTER

Smart+ Topmontering

- Også til gulvmontering

Smart+ Sidemontering

- Også til montering på indersiden af parapetmure
- Dækprofiler til bundprofiler tilbydes

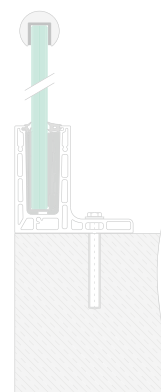


COMING SOON

F og Y bundprofiler

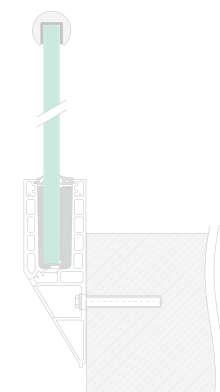
Smart+ F Topmontering

- Til rå gulve
- Kan installeres på eller uden for kanten af en overflade



Smart+ Y Sidemontering

- Til rå gulve
- Kan installeres på eller uden for kanten af en overflade

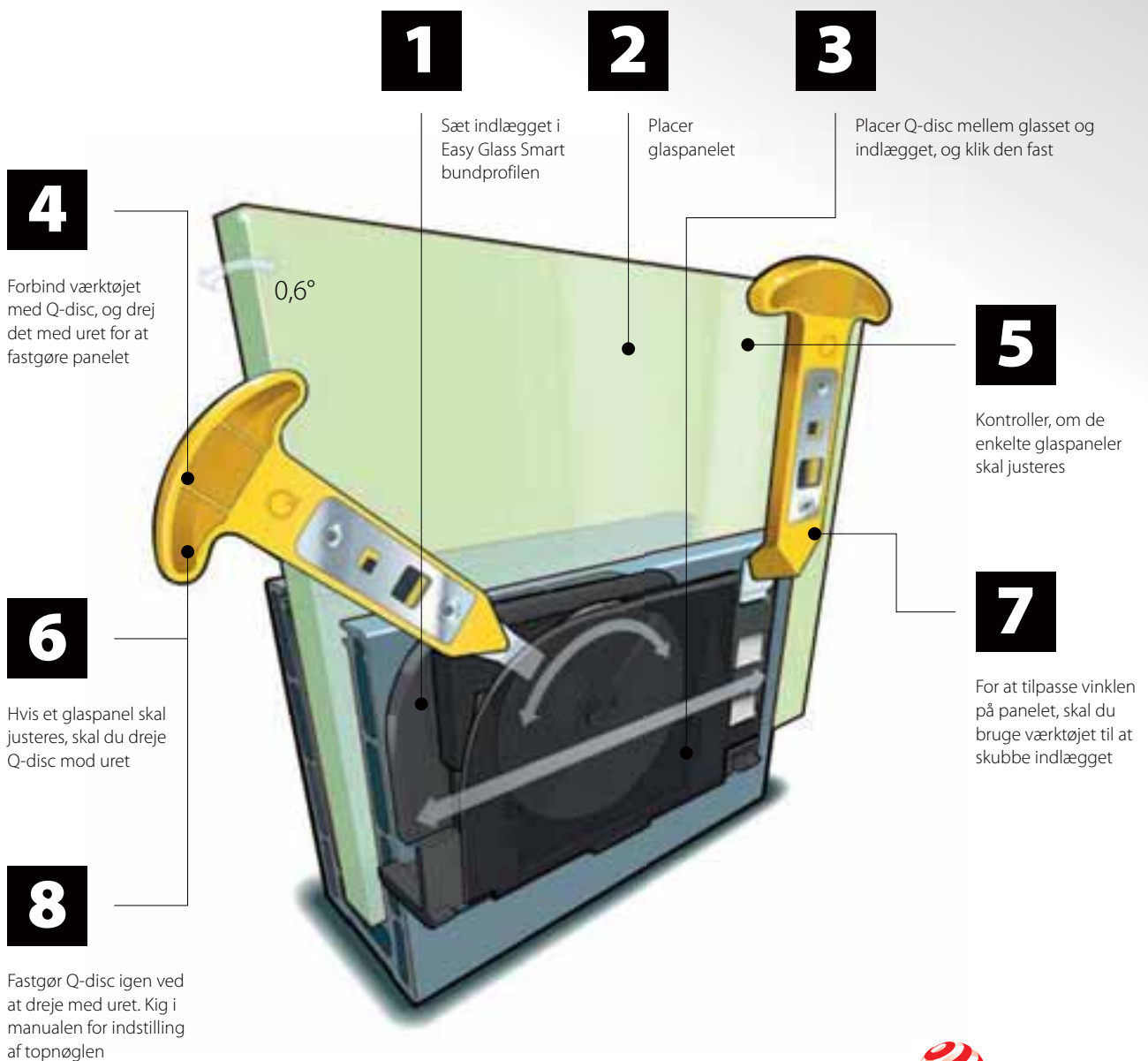




JUSTERBAR Q-DISC® SYSTEM

SKUB OG JUSTER!

SÅDAN FUNGERER DET:




reddot winner 2020
innovative product

Glas gelænder base

Q-disc® System (gummilister, indsats og Q-disc®)

Til justerbar fastgørelse af glas



MOD 8301

Tilbehør

Til lamineret glas	T	
208301-050-17	16,76	L = 5 m
208301-050-18	17,52	L = 5 m
208301-050-22	21,52	L = 5 m
208301-250-17	16,76	L = 25 m
208301-250-18	17,52	L = 25 m
208301-250-22	21,52	L = 25 m



International Design Model Protection

Tilbehør

Enkelt gummiliste



MOD 8207

Tilbehør

208207-250-00		L = 25 m
---------------	--	----------

NEW



MOD 8207

Tilbehør

Til lamineret glas	T	
208207-250-14	16,76 - 17,52	L = 25 m
208207-250-18	21,52	L = 25 m

NEW

Tilbehør

Q-disc® og indlægsværktøj



MOD 1000

Tilbehør

	Q	
201000	Q-84	1

Tilbehør

Q-disc® sæt

Til justerbar fastgørelse af glas



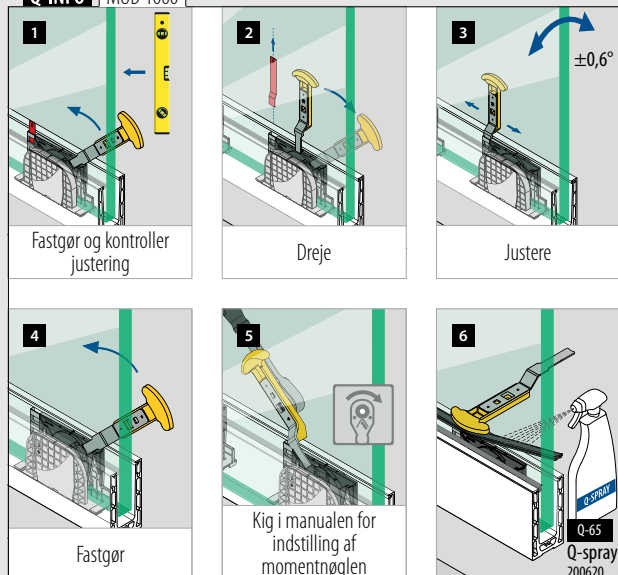
MOD 8309

Tilbehør

Til lamineret glas	T	
208309-17	16,76	5
208309-18	17,52	5
208309-22	21,52	5



Q-INFO MOD 1000



Q-INFO

Glasguide

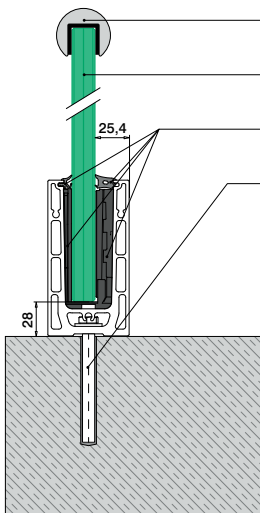
MOD 1002

480



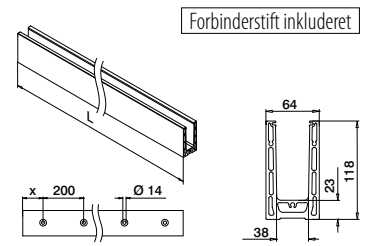
Glas gelænder base

Bundprofil, topmontering



- Valgfri: U-profiler: ■ 169 - 185
Kantbeskyttelse: ■ 166 - 168
- Hærdet/lamineret glas: ■ 160 - 161
- Q-disc® System: ■ 53
- Alle ankre: ■ 457 - 463

Der henvises til de respektive certifikater og statiske beregninger til specifikationer såsom monteringsdetaljer, glasmål og glastyper.



MOD 8310

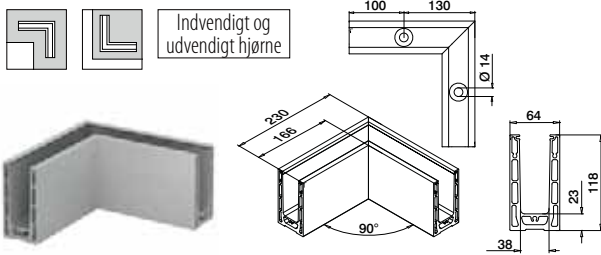
Aluminium Rå	X		
168310-050-00-00	100	■ 457 - 463	L = 5 m
Aluminium Børstet, anodiseret			
OUTDOOR			
168310-025-00-18	50	■ 457 - 463	L = 2,5 m
168310-050-00-18	100	■ 457 - 463	L = 5 m



International Design Model Protection

Glas gelænder base

Hjørne, topmontering



MOD 8311

Aluminium Rå		
168311-00-00	■ 457 - 463	1
Aluminium Børstet, anodiseret		
OUTDOOR		
168311-00-18	■ 457 - 463	1



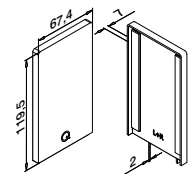
International Design Model Protection

Glas gelænder base

Endekapper, topmontering



Venstre / højre

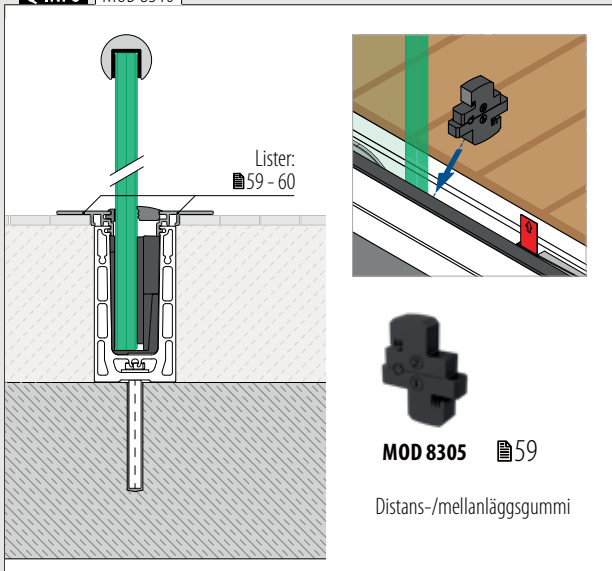


MOD 8312


Aluminium Rå	Tape	
168312-00-00	Færdigpakket	1
Aluminium Børstet, anodiseret		
OUTDOOR		
168312-00-18	Klargjort på forhånd	1



Q-INFO MOD 8310

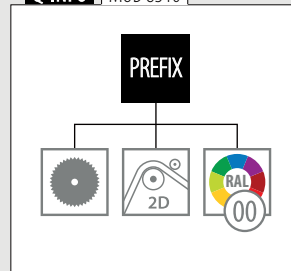


Lister: ■ 59 - 60



MOD 8305 ■ 59
Distans-/mellanlagsgummi

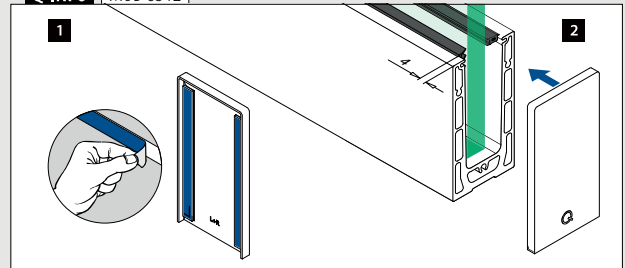
Q-INFO MOD 8310



Q-INFO MOD 8310 / 8311

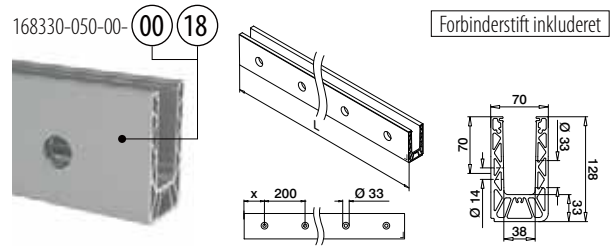
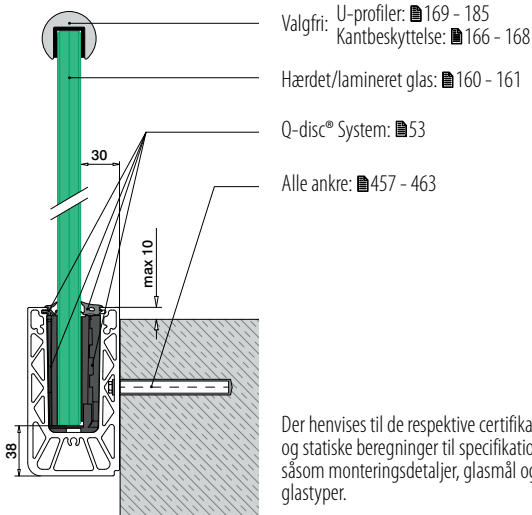


Q-INFO MOD 8312



Glas geländer base

Bundprofil, sidemontering



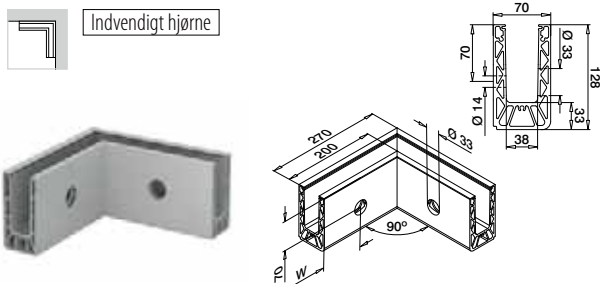
MOD 8330

Aluminium	Rå	X	457 - 463	L = 5 m
168330-050-00	00	18		
Aluminium	Børstet, anodiseret	OUTDOOR		
168330-025-00-18	18		457 - 463	L = 2,5 m
168330-050-00-18	18		457 - 463	L = 5 m

International Design
Model Protection

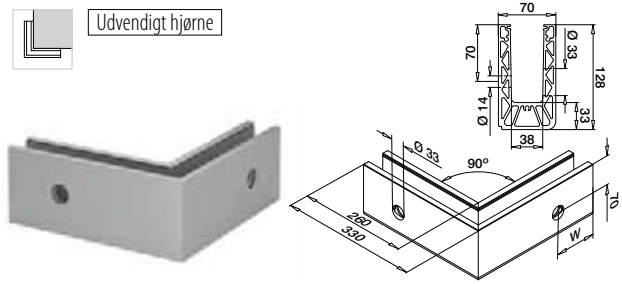
Glas geländer base

Hjørne, sidemontering



MOD 8331

Aluminium	Rå	W	457 - 463	1
168331-01-00	00	100*		
Aluminium	Børstet, anodiseret	OUTDOOR		
168331-01-18	18	100*	457 - 463	1



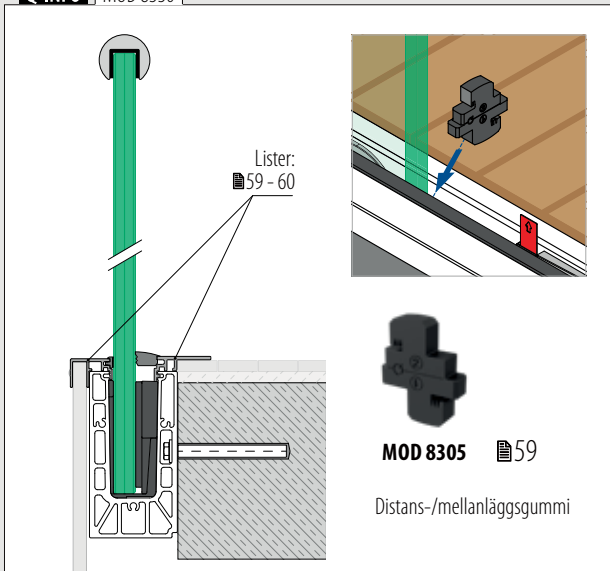
MOD 8331

Aluminium	Rå	W	457 - 463	1
168331-02-00	00	100*		
Aluminium	Børstet, anodiseret	OUTDOOR		
168331-02-18	18	100*	457 - 463	1

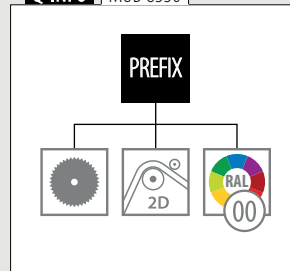


*Hulpositionen kan variere på grund af produktionsmetoden.

Q-INFO MOD 8330



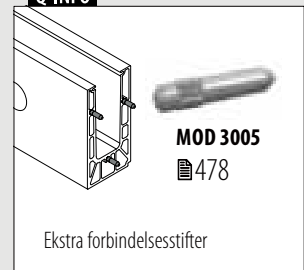
Q-INFO MOD 8330



Q-INFO Aluminium

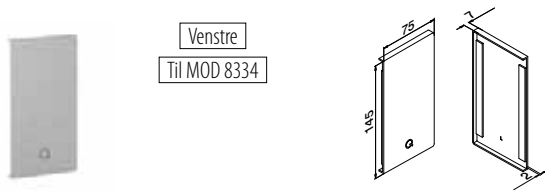


Q-INFO



Glas gelænder base

Endekapper, sidemontering

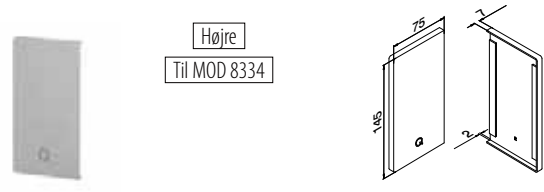


Venstre
Til MOD 8334

MOD 8332

Aluminium	Rå		
		Tape	
168332-41-00	Færdigpakket		1
Aluminium	Børstet, anodiseret		
OUTDOOR			
168332-41-18	Klargjort på forhånd		1

NEW

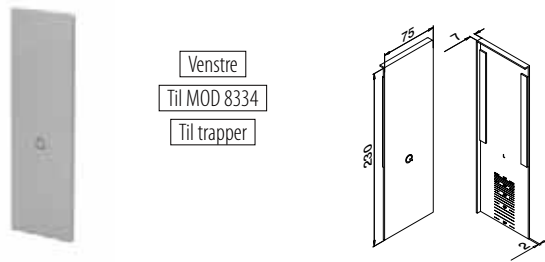


Højre
Til MOD 8334

MOD 8332

Aluminium	Rå		
		Tape	
168332-42-00	Færdigpakket		1
Aluminium	Børstet, anodiseret		
OUTDOOR			
168332-42-18	Klargjort på forhånd		1

NEW

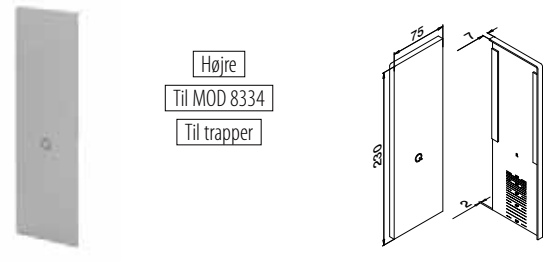


Venstre
Til MOD 8334
Til trapper

MOD 8333

Aluminium	Børstet, anodiseret		
OUTDOOR		Tape	
168333-41-18	Klargjort på forhånd		1

NEW



Højre
Til MOD 8334
Til trapper

MOD 8333

Aluminium	Børstet, anodiseret		
OUTDOOR		Tape	
168333-42-18	Klargjort på forhånd		1

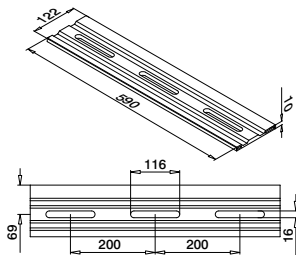
NEW



Glas gelænder base

Drænprofiler, sidemontering

4 stk. til 2,5 meter bundprofil
8 stk. til 5 meter bundprofil



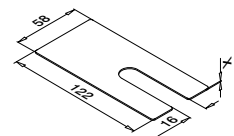
MOD 8337

Aluminium	Børstet, anodiseret		
OUTDOOR			
168337-18			4

NEW

Glas gelænder base

Justeringsplade, sidemontering

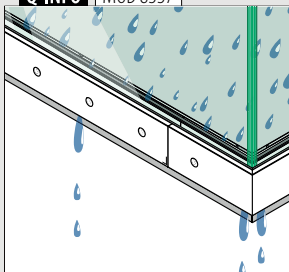


MOD 8336

Aluminium	Rå		
		X	
168336-001		1	100
168336-002		2	100
168336-003		3	100

NEW

Q-INFO MOD 8337

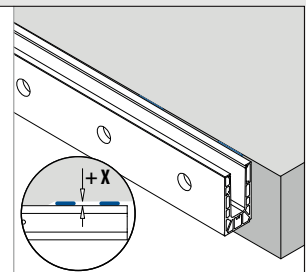
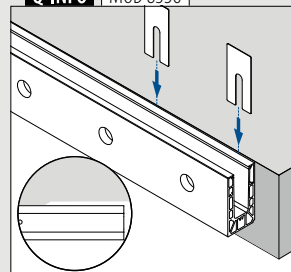


Samlevej-
ledning:

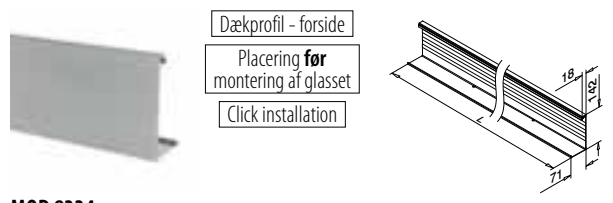


<https://q-ne.ws/SmartPlus23>

Q-INFO MOD 8336



Glas gelænder base
Dækprofil, sidemontering

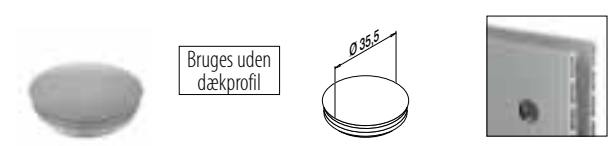


MOD 8334

Aluminium	Rå	
168334-050-00	L = 5 m	
Aluminium	Børstet, anodiseret	
OUTDOOR		
168334-050-18	L = 5 m	

NEW

Glas gelænder base
Blindprop, sidemontering



MOD 8238

Plastik	Aluminiumsgrå RAL 9006	
INDOOR		
158238-36	10	

Glas gelænder base
Glasstopper




MOD 8304

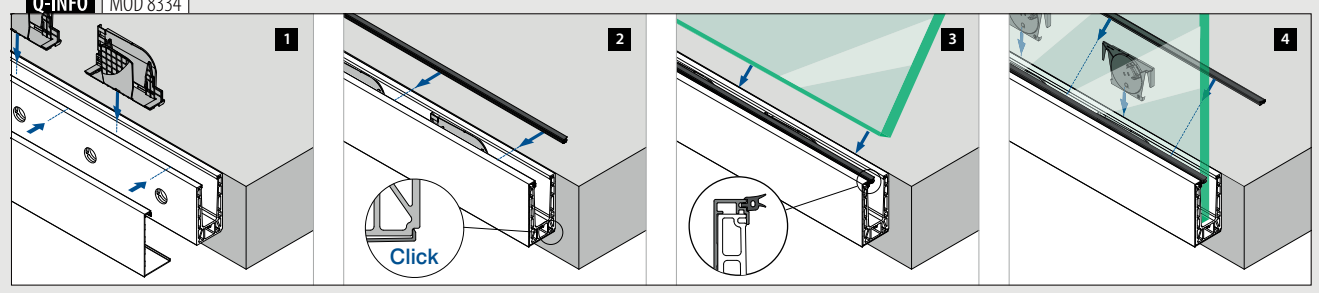
Tilbehør	
208304	1

NEW

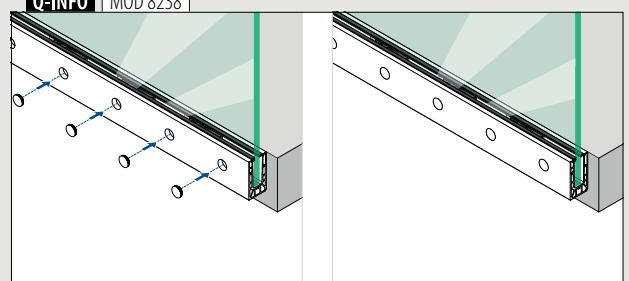
Q-INFO Aluminium



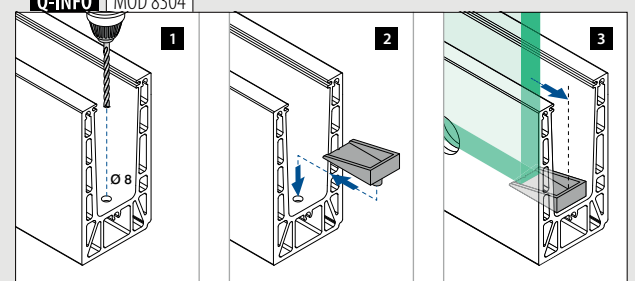
Q-INFO MOD 8334




Q-INFO MOD 8238



Q-INFO MOD 8304

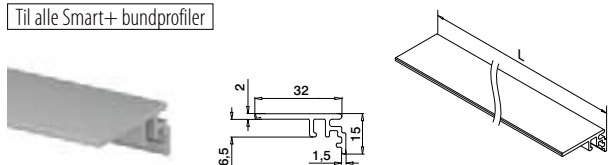




EASY GLASS® SMART+

Lister

Til alle Smart+ bundprofiler

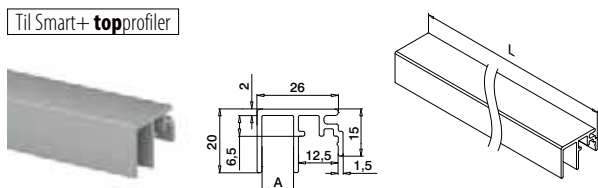


MOD 6973

Aluminium	Rå		
166973-50-00		L = 5 m	
Aluminium	Børstet, anodiseret		
OUTDOOR			
166973-50-18		L = 5 m	

PREFIX

Til Smart+ topprofiler

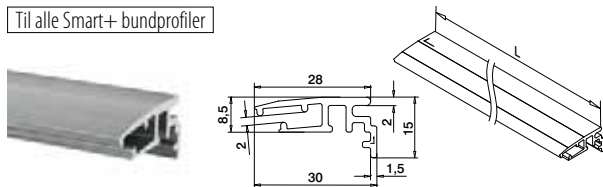


MOD 6972

Aluminium	Rå		
	A		
166972-010-50-00	10	L = 5 m	
Aluminium	Børstet, anodiseret		
OUTDOOR			
166972-010-50-18	10	L = 5 m	

PREFIX

Til alle Smart+ bundprofiler



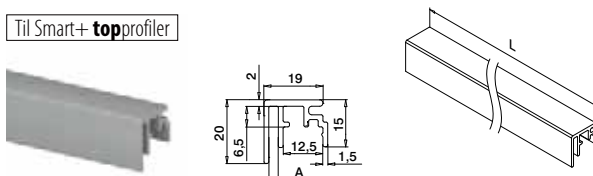
MOD 6979

Aluminium	Rå		
166979-002-50-00		L = 5 m	
Aluminium	Børstet, anodiseret		
OUTDOOR			
166979-002-50-18		L = 5 m	

NEW

PREFIX

Til Smart+ topprofiler

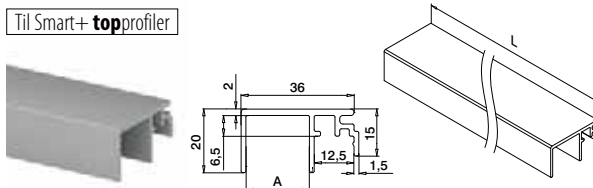


MOD 6972

Aluminium	Rå		
	A		
166972-003-50-00	3	L = 5 m	
Aluminium	Børstet, anodiseret		
OUTDOOR			
166972-003-50-18	3	L = 5 m	

PREFIX

Til Smart+ topprofiler



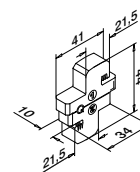
MOD 6972

Aluminium	Rå		
	A		
166972-020-50-00	20	L = 5 m	
Aluminium	Børstet, anodiseret		
OUTDOOR			
166972-020-50-18	20	L = 5 m	

PREFIX

Glas gelænder base

Lister-/mellemlagsgummi



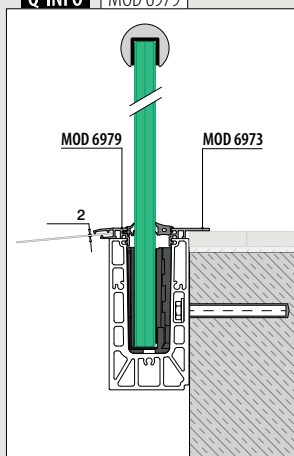
MOD 8305

Tilbehør			
208305-010		5	

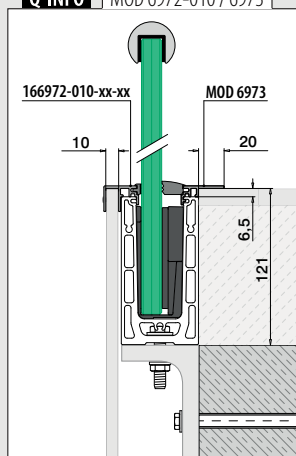
NEW



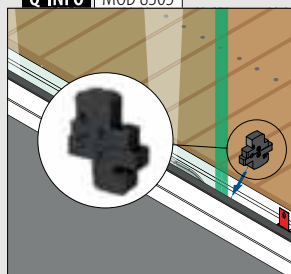
Q-INFO MOD 6979



Q-INFO MOD 6972-010 / 6973

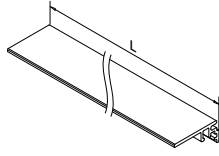
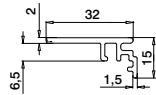


Q-INFO MOD 8305



Lister

Til alle Smart+ bundprofiler



MOD 6973

Aluminium Rå

166973-50-00 L = 5 m

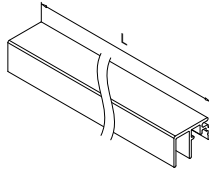
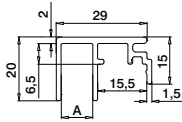
Aluminium Børstet, anodiseret

OUTDOOR

166973-50-18 L = 5 m

PREFIX

Til Smart+ sideprofiler



MOD 6970

Aluminium Rå

166970-010-50-00 **A** L = 5 m

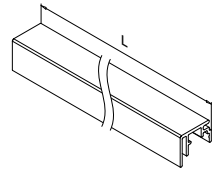
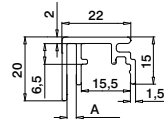
Aluminium Børstet, anodiseret

OUTDOOR

166970-010-50-18 10 L = 5 m

PREFIX

Til Smart+ sideprofiler



MOD 6970

Aluminium Rå

166970-003-50-00 **A** L = 5 m

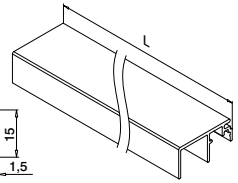
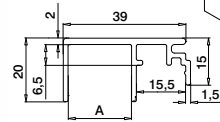
Aluminium Børstet, anodiseret

OUTDOOR

166970-003-50-18 3 L = 5 m

PREFIX

Til Smart+ sideprofiler



MOD 6970

Aluminium Rå

166970-020-50-00 **A** L = 5 m

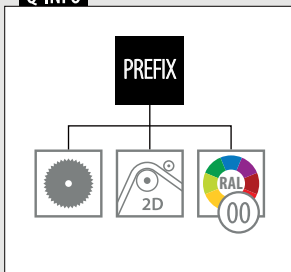
Aluminium Børstet, anodiseret

OUTDOOR

166970-020-50-18 20 L = 5 m

PREFIX

Q-INFO



Q-INFO Aluminium



EASY GLASS® SMART+ **HIGH F + Y** BUNDPROFILER

COMING SOON

EASY GLASS® SMART+ **HIGH Y**

Sidemontering

- Til gulvniveauer ved høje etager på op til 180 mm.
- Der kræves ingen underkonstruktion til gulve ved høje etager.
- Justerbar højde: Gulvniveauer på 160–180 mm.
- Beklædning i hele profilhøjden giver frit udsyn.
- Kompatibel med trim og tilbehør fra vores Easy Glass Smart+ sortiment.
- Specielt velegnet til trapper; intet behov for udbygning med fladstål eller lignende.

EASY GLASS® SMART+ **HIGH F**

Topmontering

- Til gulvniveauer ved høje etager på op til 180 mm.
- Der kræves ingen underkonstruktion til gulve ved høje etager.
- Til indvendig og udvendig brug.
- Perfekt monteringsflade, standarddækningsstriber kan monteres senere.
- Kompatibel med trim og tilbehør fra vores Easy Glass Smart+ sortiment.



Designet til: Let til kraftig belastning
Brug: Indendørs og udendørs
Varianter: Top- og sidemontering
Anvendelse: Balkoner, gallerier, gangbroer, skilleelementer, trapper og franske balkoner

Materiale: Aluminium (børstet anodiseret, rå og pulverlakeret i RAL 9005 sort)

Glastykkelse: 16,76 - 25,52 mm

Find alle oplysninger om Easy Glass Prime online:



<https://q-ne.ws/Prime23>

EASY GLASS® PRIME



red dot winner 2020
innovative product

Sæt turbo på dine projekter

Når du leder efter et glasværn-system, der kan bruges med tykt glas, og du vil have mulighed for at justere glaspanelerne, er Easy Glass® Prime det rigtige valg. Bundprofilerne har det justerbare Q-disc®-system, som gør justering og fastgørelse af glasset ekstra nemt.




Easy Glass® Prime	DK
Max. linje belastning (kN/m)	1,0

Der henvises til de respektive certifikater og statiske beregninger til specifikationer såsom monteringsdetaljer, glasmål og glastyper.

Internationalt testet/beregnet/certificeret:



- 1 Juster individuelle glaspaneler lodret op til 1,2°.
- 2 Den justerbare Q-disc giver dig direkte tilbagemeldinger i form af indikationspunkter og et bekræftende 'klik', når den er installeret korrekt.
- 3 Velegnet til glastykkelser på 16,76 - 25,52 mm.

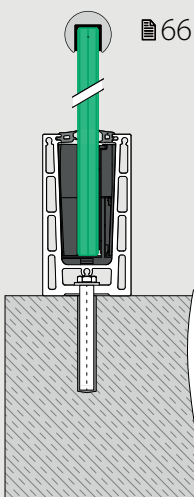


EASY GLASS® PRIME - VARIANTER

Prime

Topmontering

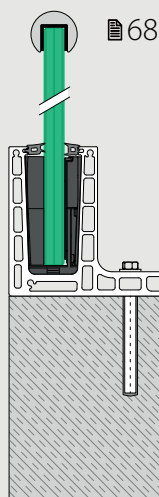
- Bundprofil med symmetrisk form



Prime F

Topmontering

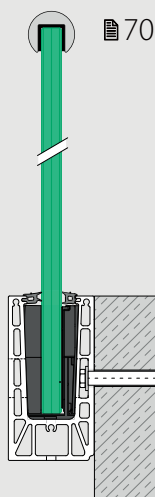
- Til rå gulve
- Kan installeres på eller uden for kanten af en overflade



Prime

Sidemontering

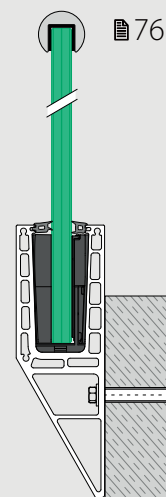
- Også til montering på indersiden af halvmure
- Dækprofiler til bundprofiler tilbydes



Prime Y

Sidemontering

- Til rå gulve
- Kan installeres på eller uden for kanten af en overflade
- Dækprofiler til bundprofiler tilbydes

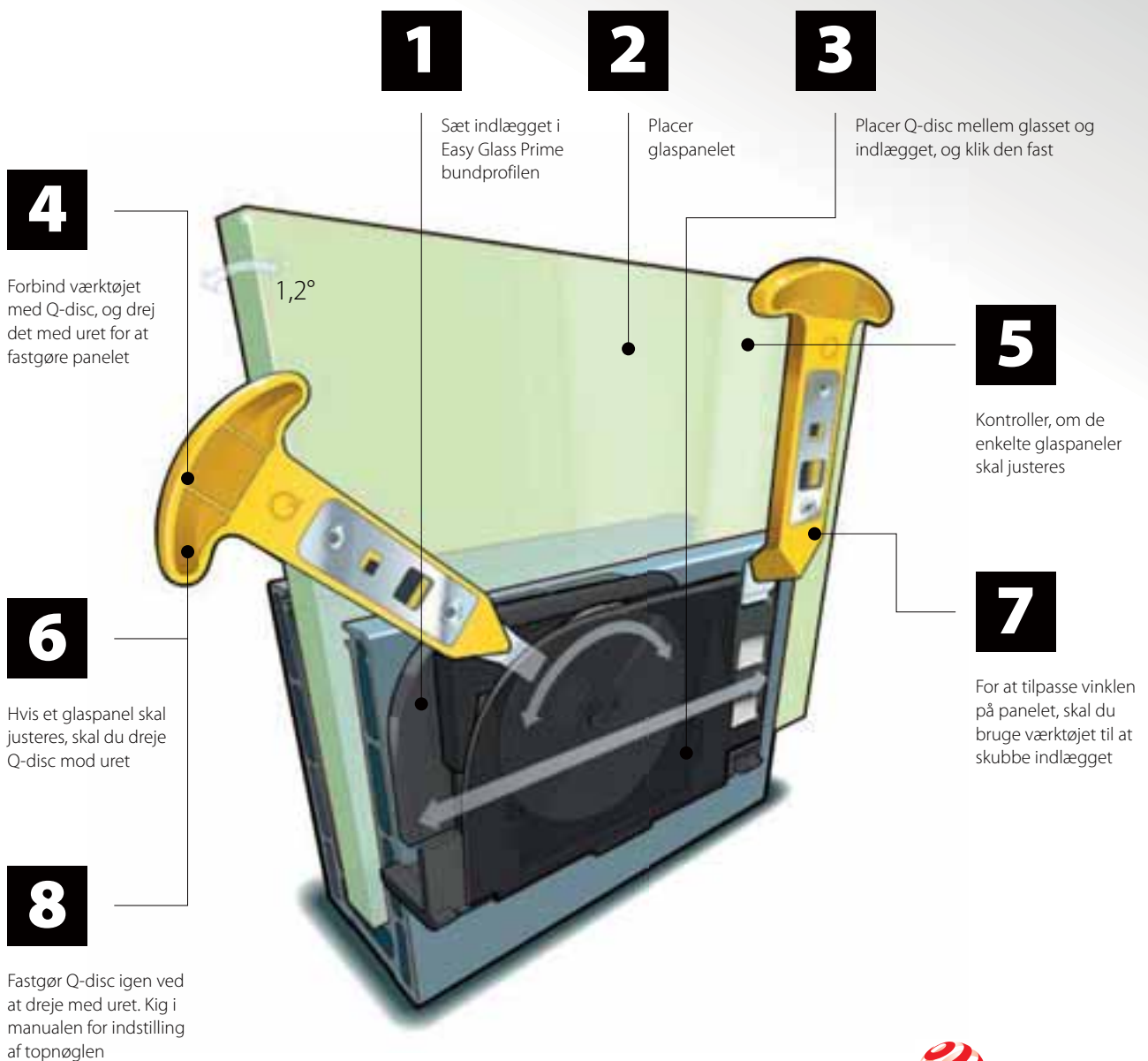




JUSTERBAR Q-DISC® SYSTEM

SKUB OG JUSTER!


SÅDAN FUNGERER DET:



reddot winner 2020
innovative product

Q-disc® System (gummilister, indsats og Q-disc®)

Til justerbar fastgørelse af glas



MOD 8401

Tilbehør		
Til hærdet glas	T	
208401-050-19	19	L = 5 m

Til lamineret glas

208401-050-17	16,76	L = 5 m
208401-050-18	17,52	L = 5 m
208401-050-21	20,76	L = 5 m
208401-050-22	21,52	L = 5 m
208401-050-24	24,76	L = 5 m
208401-050-26	25,52	L = 5 m
208401-250-17	16,76	L = 25 m
208401-250-18	17,52	L = 25 m
208401-250-21	20,76	L = 25 m
208401-250-22	21,52	L = 25 m
208401-250-24	24,76	L = 25 m
208401-250-26	25,52	L = 25 m



International Design Model Protection

Tilbehør

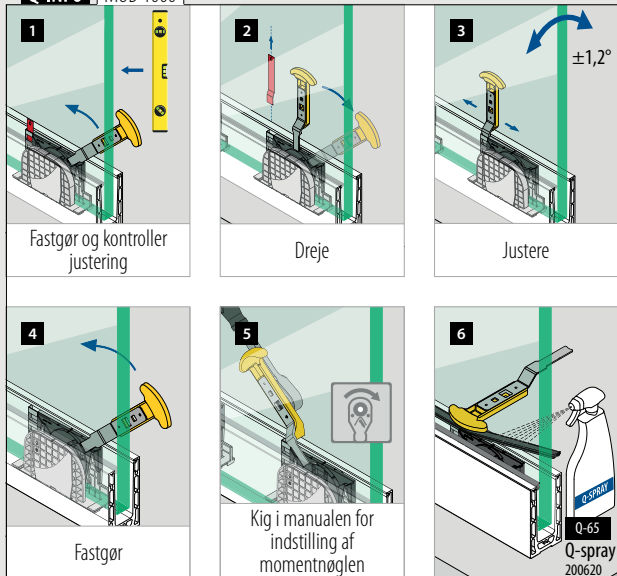
Q-disc® og indlægsværktøj



MOD 1000

Tilbehør		
	Q	
201000	Q-84	1

Q-INFO MOD 1000



Tilbehør

Enkelt gummiliste



MOD 8407

Tilbehør		
208407-250-00		L = 25 m

NEW



MOD 8407

Tilbehør		
Til hærdet glas	T	
208407-250-19	19	L = 25 m

Til lamineret glas

208407-250-17	16,76	L = 25 m
208407-250-18	17,52	L = 25 m
208407-250-21	20,76	L = 25 m
208407-250-22	21,52	L = 25 m
208407-250-24	24,76	L = 25 m
208407-250-26	25,52	L = 25 m

NEW

Tilbehør

Q-disc® sæt

Til justerbar fastgørelse af glas



MOD 8409

Tilbehør		
Til hærdet glas	T	
208409-19	19	5

Til lamineret glas

208409-17	16,76	5
208409-18	17,52	5
208409-21	20,76	5
208409-22	21,52	5
208409-24	24,76	5
208409-26	25,52	5

NEW



Q-INFO

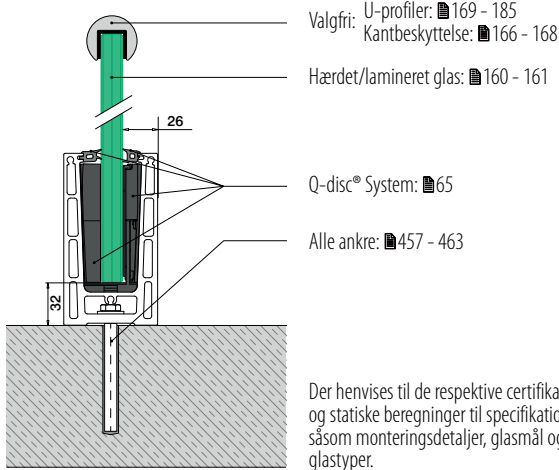
Glasguide

MOD 1002
480



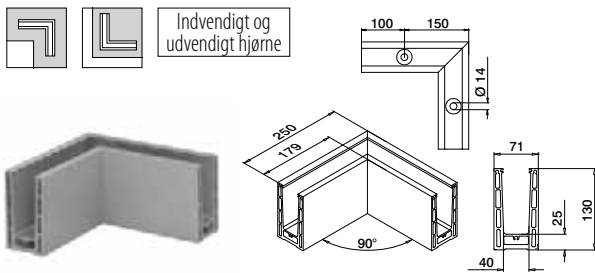
Glas gelænder base

Bundprofil, topmontering



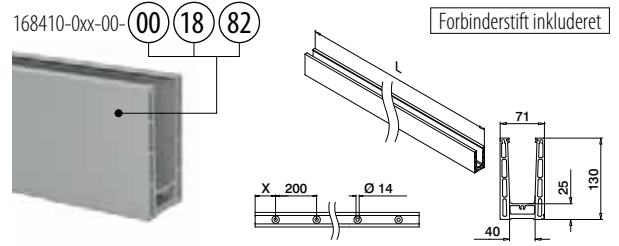
Glas gelænder base

Hjørne, topmontering



MOD 8411

Aluminium Rå		
168411-00-00	■ 457 - 463	1
Aluminium Børstet, anodiseret		
OUTDOOR		
168411-00-18	■ 457 - 463	1
Aluminium Black Line		
OUTDOOR		
NEW 168411-00-82	■ 457 - 463	1

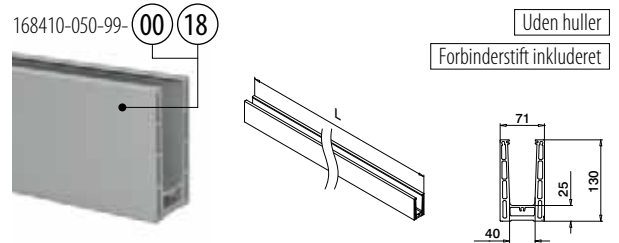


MOD 8410

Aluminium Rå	X		
168410-050-00-00	100	■ 457 - 463	L = 5 m
Aluminium Børstet, anodiseret			
OUTDOOR			
168410-025-00-18	50	■ 457 - 463	L = 2,5 m
168410-050-00-18	100	■ 457 - 463	L = 5 m
Aluminium Black Line			
OUTDOOR			
NEW 168410-050-00-82	100	■ 457 - 463	L = 5 m



International Design Model Protection



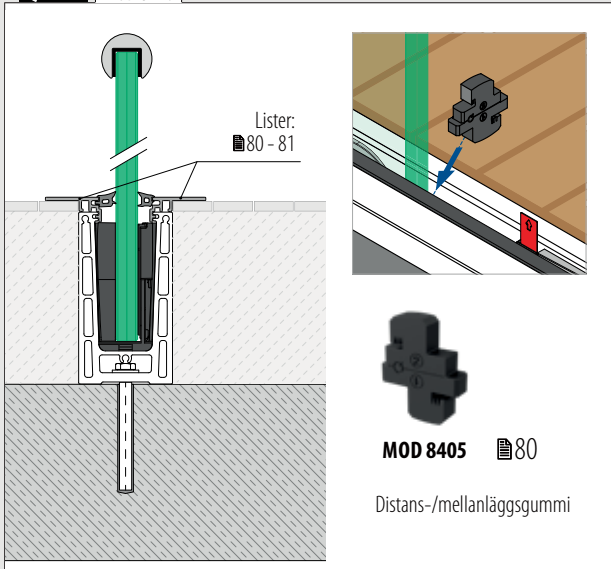
MOD 8410

Aluminium Rå	
168410-050-99-00	L = 5 m
Aluminium Børstet, anodiseret	
OUTDOOR	
168410-050-99-18	L = 5 m

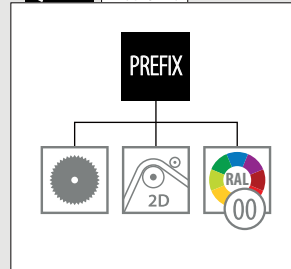


International Design Model Protection

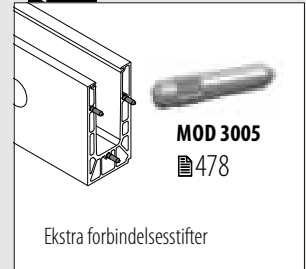
Q-INFO MOD 8410




Q-INFO MOD 8410



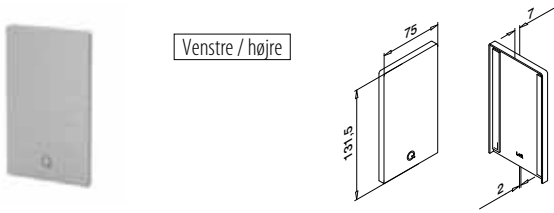
Q-INFO



Q-INFO Aluminium



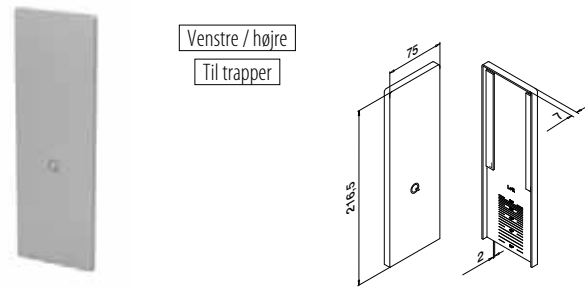
Glas gelænder base
Endekapper, topmontering



Venstre / højre

MOD 8412

Aluminium	Rå		
	Tape		
168412-00-00	Færdigpakket		1
Aluminium	Børstet, anodiseret		
	OUTDOOR		
168412-00-18	Klargjort på forhånd		1
Aluminium	Black Line		
	OUTDOOR		
NEW 168412-00-82	Klargjort på forhånd		1



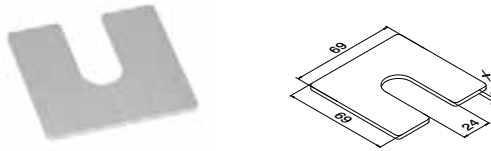
Venstre / højre

Til trapper

MOD 8413

Aluminium	Rå		
	Tape		
168413-00-00	Færdigpakket		1
Aluminium	Børstet, anodiseret		
	OUTDOOR		
168413-00-18	Klargjort på forhånd		1

Glas gelænder base
Justeringsplade, topmontering

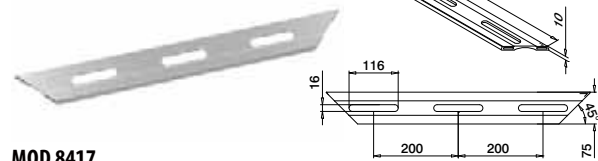


MOD 8416

Aluminium	Rå		
	X		
168416-001	1		100
168416-002	2		100
168416-003	3		100

Glas gelænder base
Drænprofiler, topmontering

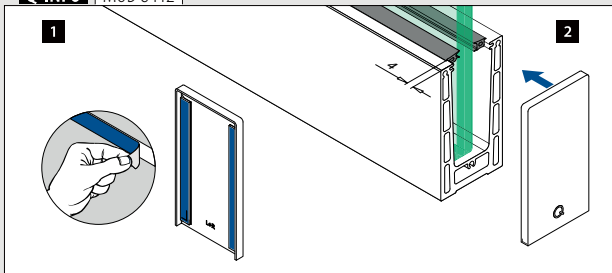
4 stk. til 2,5 meter bundprofil
8 stk. til 5 meter bundprofil



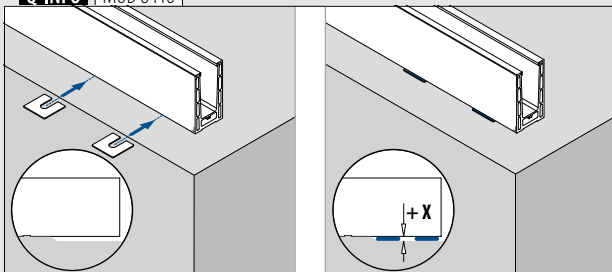
MOD 8417

Aluminium	Børstet, anodiseret		
	OUTDOOR		
168417-18			4

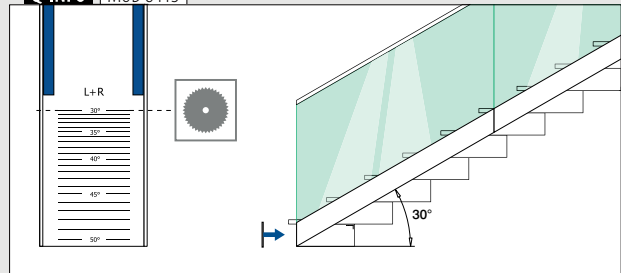
Q-INFO MOD 8412



Q-INFO MOD 8416



Q-INFO MOD 8413

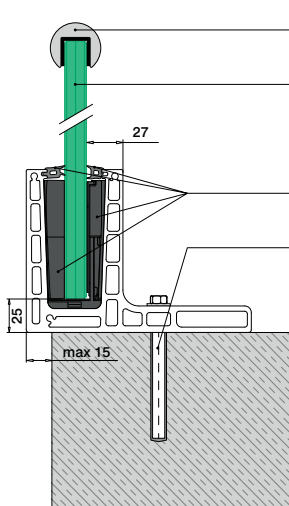


Q-INFO MOD 8417



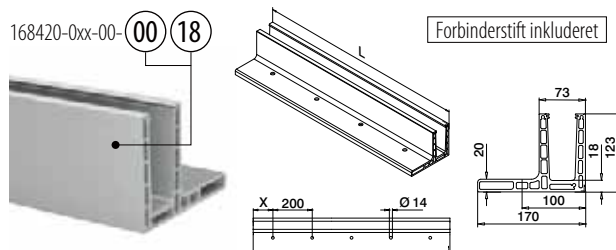
Glas gelænder base

Bundprofil, topmontering



- Valgfri: U-profiler: ■ 169 - 185
Kantbeskyttelse: ■ 166 - 168
- Hærdet/lamineret glas: ■ 160 - 161
- Q-disc® System: ■ 65
- Alle ankre: ■ 457 - 463

Der henvises til de respektive certifikater og statiske beregninger til specifikationer såsom monteringsdetaljer, glasmål og glastyper.

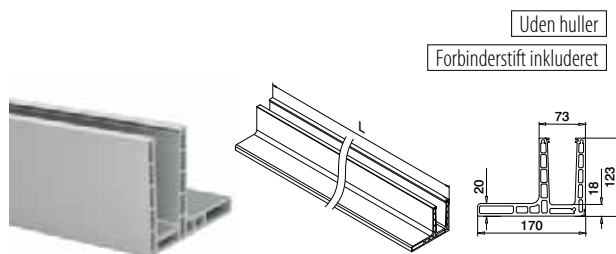


MOD 8420

Aluminium	Rå	X	■ 457 - 463	■	L = 5 m
168420-050-00-00	100				
Aluminium	Børstet, anodiseret				
OUTDOOR					
168420-025-00-18	50		■ 457 - 463		L = 2,5 m
168420-050-00-18	100		■ 457 - 463		L = 5 m



International Design Model Protection



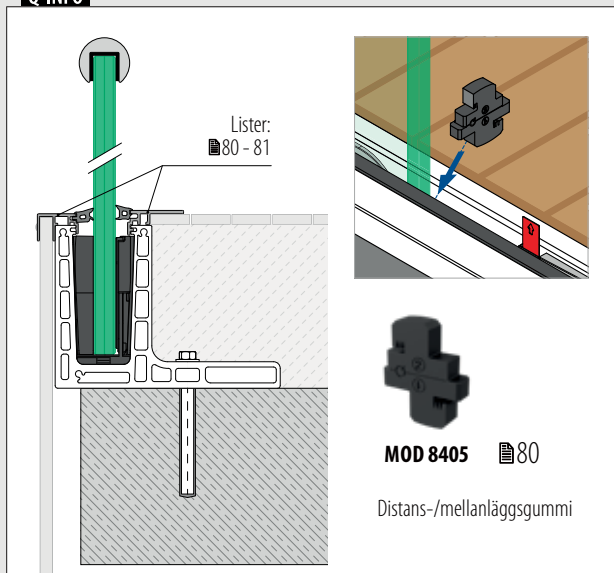
MOD 8420

Aluminium	Børstet, anodiseret			■	L = 5 m
168420-050-99-18					



International Design Model Protection

Q-INFO



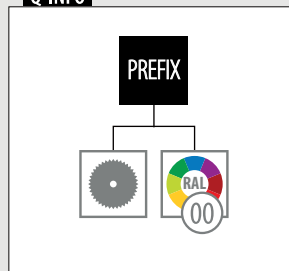
Lister:
■ 80 - 81



MOD 8405 ■ 80

Distans-/mellanlagsgummi

Q-INFO



Q-INFO Aluminium

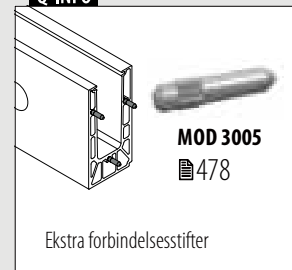


Rå



Børstet, anodiseret

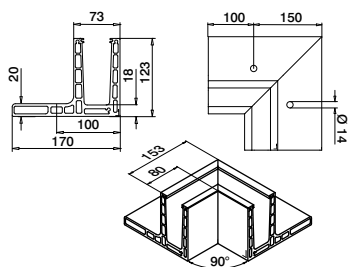
Q-INFO



MOD 3005
■ 478

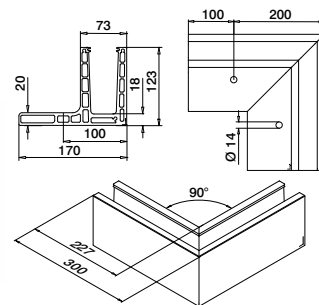
Ekstra forbindelsesstifter

Hjørne, topmontering



MOD 8421

Aluminium	Børstet, anodiseret		
OUTDOOR			
168421-01-18	457 - 463		1

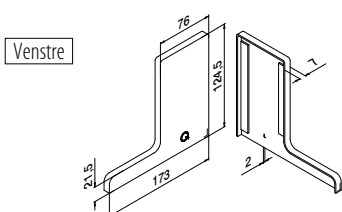


MOD 8421

Aluminium	Børstet, anodiseret		
OUTDOOR			
168421-02-18	457 - 463		1

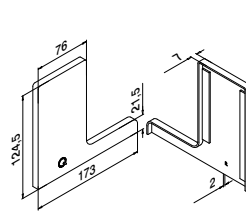


Endekapper, topmontering



MOD 8422

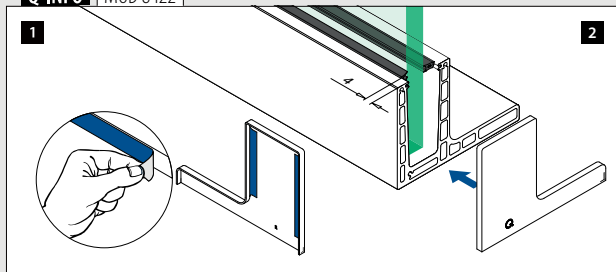
Aluminium	Rå		
	Tape		
168422-01-00	Færdigpakket		1
Aluminium	Børstet, anodiseret		
OUTDOOR			
168422-01-18	Klargjort på forhånd		1



MOD 8422

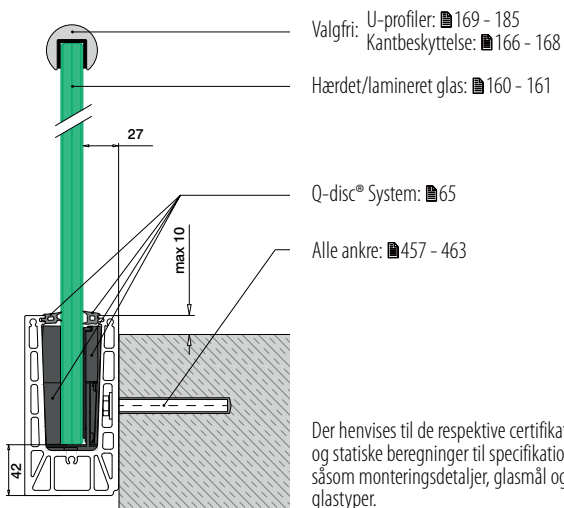
Aluminium	Rå		
	Tape		
168422-02-00	Færdigpakket		1
Aluminium	Børstet, anodiseret		
OUTDOOR			
168422-02-18	Klargjort på forhånd		1

Q-INFO MOD 8422

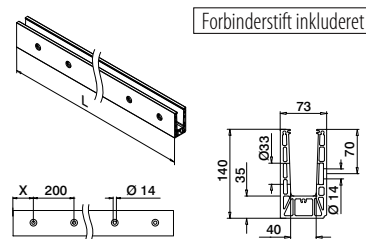


Glas gelænder base

Bundprofil, sidemontering



Der henvises til de respektive certifikater og statiske beregninger til specifikationer såsom monteringsdetaljer, glasmål og glastyper.



MOD 8430

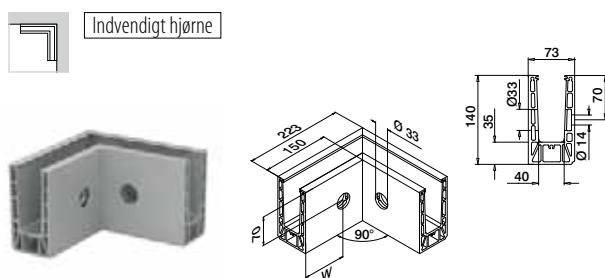
Aluminium	Rå	X	168430-050-00-00	100	457 - 463	L = 5 m
Aluminium	Børstet, anodiseret	OUTDOOR	168430-025-00-18	50	457 - 463	L = 2,5 m
			168430-050-00-18	100	457 - 463	L = 5 m



International Design Model Protection

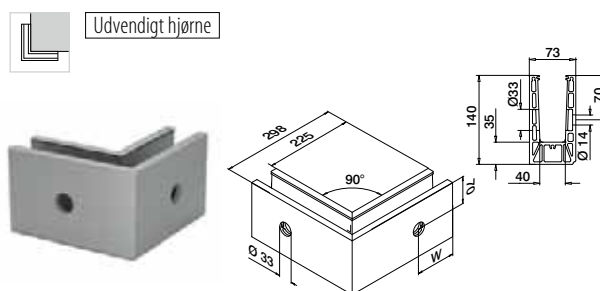
Glas gelænder base

Hjørne, sidemontering



MOD 8431

Aluminium	Rå	W	168431-01-00	100*	457 - 463	1
Aluminium	Børstet, anodiseret	OUTDOOR	168431-01-18 <td>100* <td>457 - 463 <td>1 </td></td></td>	100* <td>457 - 463 <td>1 </td></td>	457 - 463 <td>1 </td>	1



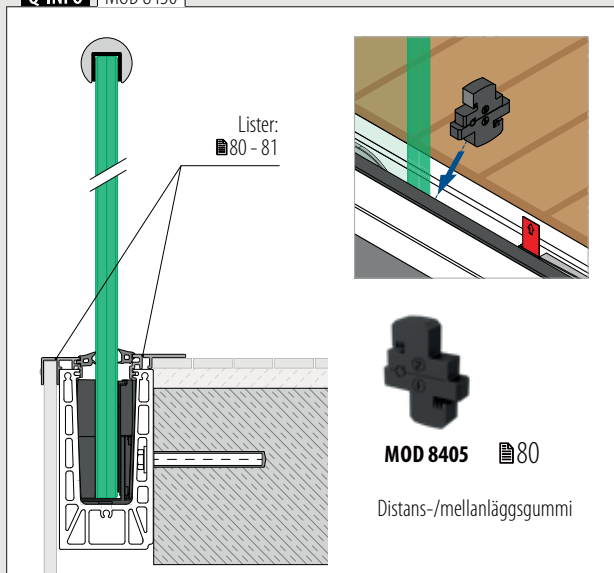
MOD 8431

Aluminium	Rå	W	168431-02-00	100*	457 - 463	1
Aluminium	Børstet, anodiseret	OUTDOOR	168431-02-18 <th>100*</th> <th>457 - 463</th> <th>1</th>	100*	457 - 463	1

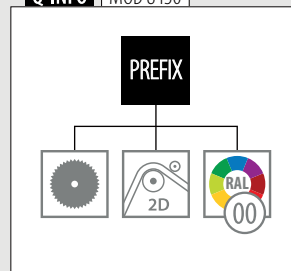


*Hulpositionen kan variere på grund af produktionsmetoden.

Q-INFO MOD 8430



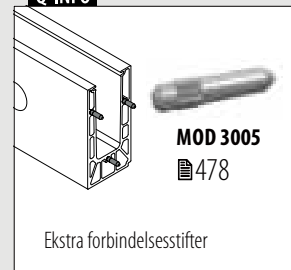
Q-INFO MOD 8430



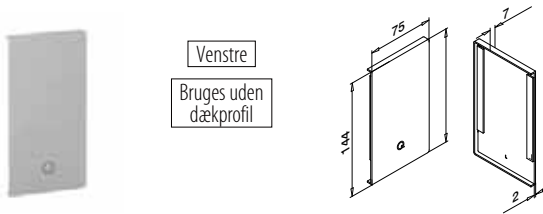
Q-INFO Aluminium



Q-INFO



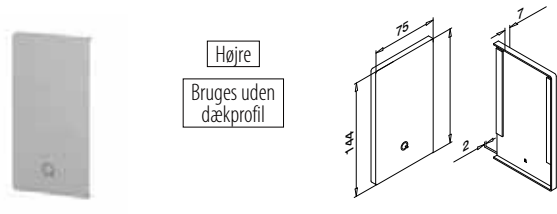
Endekapper, sidemontering



Venstre
Bruges uden
dækprofil

MOD 8432

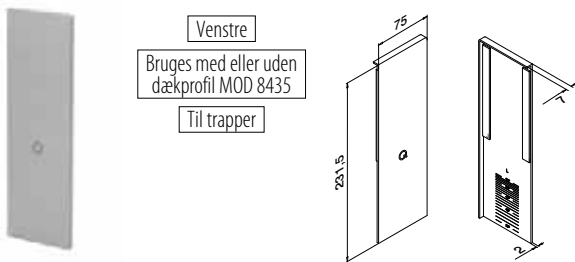
Aluminium	Rå		
		Tape	
168432-01-00	Færdigpakket		1
Aluminium	Børstet, anodiseret		
		OUTDOOR	
168432-01-18	Klargjort på forhånd		1



Højre
Bruges uden
dækprofil

MOD 8432

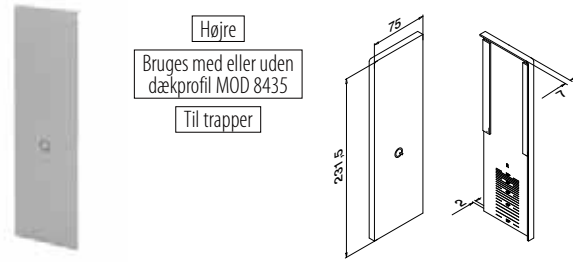
Aluminium	Rå		
		Tape	
168432-02-00	Færdigpakket		1
Aluminium	Børstet, anodiseret		
		OUTDOOR	
168432-02-18	Klargjort på forhånd		1



Venstre
Bruges med eller uden
dækprofil MOD 8435
Til trapper

MOD 8433

Aluminium	Rå		
		Tape	
168433-01-00	Færdigpakket		1
Aluminium	Børstet, anodiseret		
		OUTDOOR	
168433-01-18	Klargjort på forhånd		1



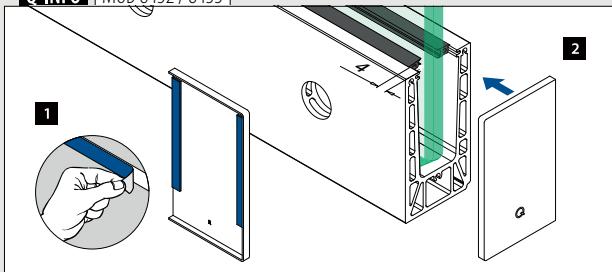
Højre
Bruges med eller uden
dækprofil MOD 8435
Til trapper

MOD 8433

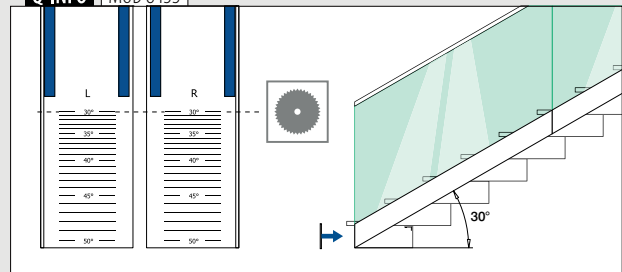
Aluminium	Rå		
		Tape	
168433-02-00	Færdigpakket		1
Aluminium	Børstet, anodiseret		
		OUTDOOR	
168433-02-18	Klargjort på forhånd		1



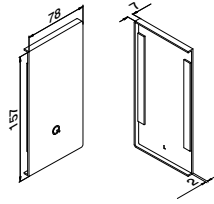
Q-INFO | MOD 8432 / 8433



Q-INFO | MOD 8433

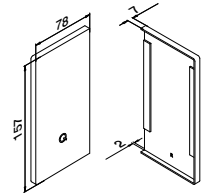


Endekapper, sidemontering

Venstre
Til MOD 8434**MOD 8432**

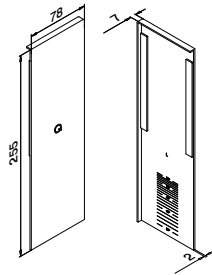
Aluminium	Rå		
		Tape	
168432-41-00	Færdigpakket		1
Aluminium	Børstet, anodiseret		
OUTDOOR			
168432-41-18	Klargjort på forhånd		1

NEW

Højre
Til MOD 8434**MOD 8432**

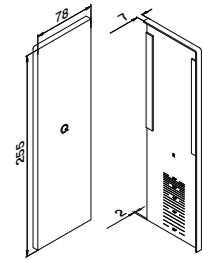
Aluminium	Rå		
		Tape	
168432-42-00	Færdigpakket		1
Aluminium	Børstet, anodiseret		
OUTDOOR			
168432-42-18	Klargjort på forhånd		1

NEW

Venstre
Til MOD 8434
Til trapper**MOD 8433**

Aluminium	Børstet, anodiseret		
OUTDOOR		Tape	
168433-41-18	Klargjort på forhånd		1

NEW


Højre
Til MOD 8434
Til trapper**MOD 8433**

Aluminium	Børstet, anodiseret		
OUTDOOR		Tape	
168433-42-18	Klargjort på forhånd		1

NEW

**Q-INFO** Aluminium

00



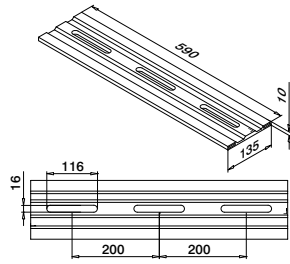
Rå

18

Børstet,
anodiseret

Glas gelænder base
Drænprofiler, sidemontering

4 stk. til 2,5 meter bundprofil
 8 stk. til 5 meter bundprofil



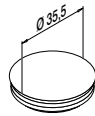
MOD 8437

Aluminium	Børstet, anodiseret	
OUTDOOR		
168437-18		4

Glas gelænder base
Blindprop, sidemontering



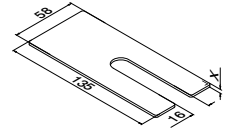
Bruges uden
 dækprofil



MOD 8238

Plastik	Aluminiumsgrå RAL 9006	
INDOOR		
158238-36		10

Glas gelænder base
Justeringsplade, sidemontering



MOD 8436

Aluminium	Rå	
	X	
168436-001	1	100
168436-002	2	100
168436-003	3	100

Glas gelænder base
Glasstopper



Til trapper

MOD 8404

Tilbehør		
208404		1

NEW

Q-INFO MOD 8437

Samlevej-
 ledning:

[https://q-ne.ws/
 Prime23](https://q-ne.ws/Prime23)

Q-INFO MOD 8238

Q-INFO MOD 8436

Q-INFO MOD 8404

Glas gelænder base

Dækprofil, sidemontering

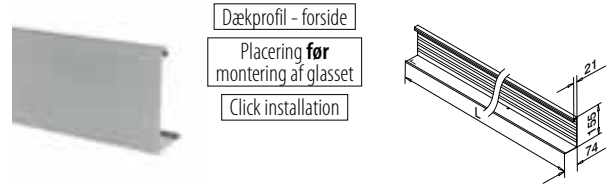


MOD 8435

Aluminium	Rå		
		Tape	
SELL OUT	168435-050-00	Ikke inkluderet*	L = 5 m
Aluminium	Børstet, anodiseret		
		OUTDOOR	
SELL OUT	168435-050-18	Klargjort på forhånd	L = 5 m



*Bestill MOD 1360 (tape)



MOD 8434

Aluminium	Rå		
		Tape	
	168434-050-00		L = 5 m
Aluminium	Børstet, anodiseret		
		OUTDOOR	
	168434-050-18		L = 5 m



Tilbehør

Dobbeltklæbende tape



MOD 1360

Tilbehør				
	Q	W	L	
201360	Q-53	9	33 m (til 11 m dækprofil)	1

Q-INFO MOD 8435-050-00 / 1360

Samlevejledning:

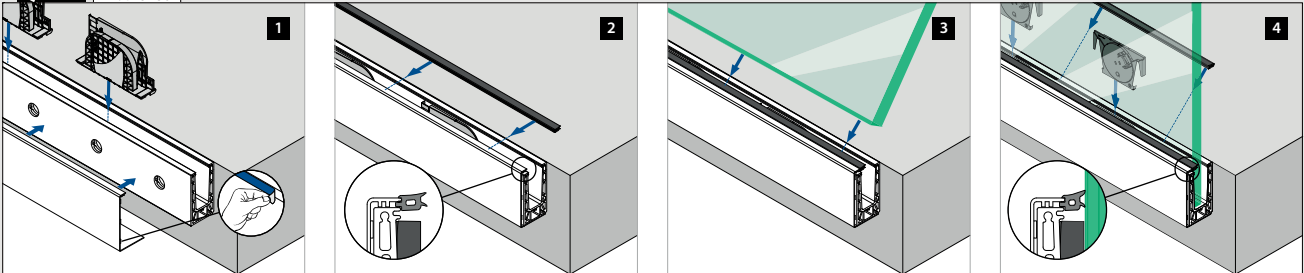
<https://q-nw/Prime23>

Q-INFO Aluminium

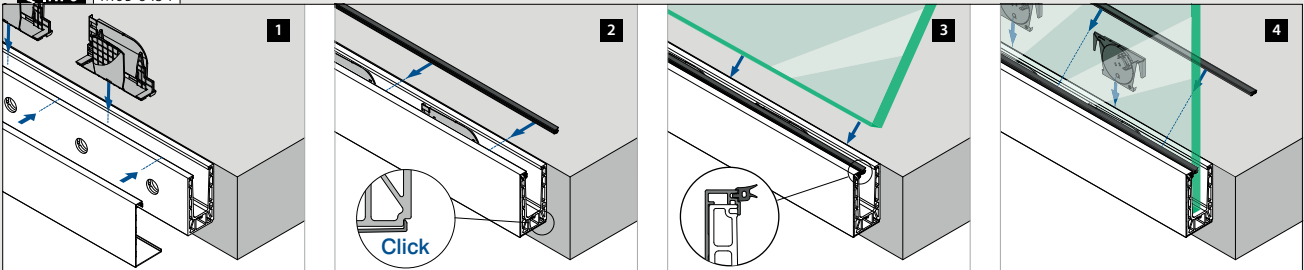
Rå Børstet, anodiseret


SELL OUT Kun så længe lager haves.

Q-INFO MOD 8435



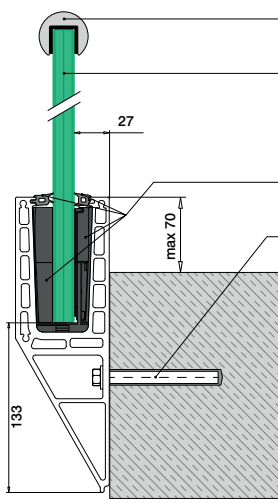
Q-INFO MOD 8434





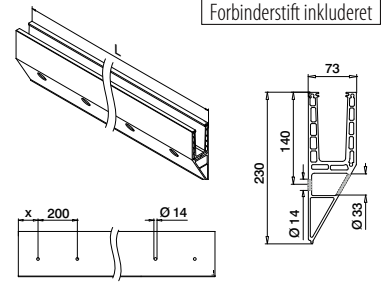
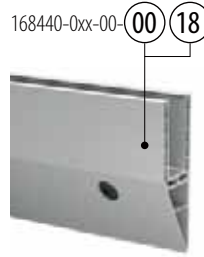
Glas gelænder base

Bundprofil, sidemontering



- Valgfri: U-profiler: █ 169 - 185
Kantbeskyttelse: █ 166 - 168
- Hærdet/lamineret glas: █ 160 - 161
- Q-disc® System: █ 65
- Alle ankre: █ 457 - 463

Der henvises til de respektive certifikater og statiske beregninger til specifikationer såsom monteringsdetaljer, glasmål og glastyper.



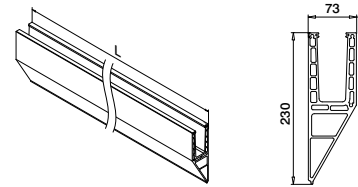

Forbinderstift inkluderet

MOD 8440

Aluminium	Rå	X	457 - 463	L = 5 m
168440-050-00-00	100			
Aluminium	Børstet, anodiseret	OUTDOOR		
168440-025-00-18	50		457 - 463	L = 2,5 m
168440-050-00-18	100		457 - 463	L = 5 m



International Design Model Protection



Uden huller

Forbinderstift inkluderet

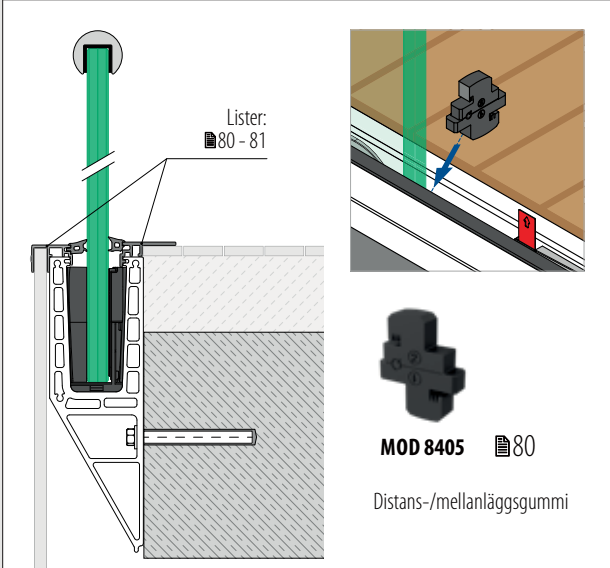
MOD 8440

Aluminium	Børstet, anodiseret	OUTDOOR		
168440-050-99-18				L = 5 m



International Design Model Protection

Q-INFO

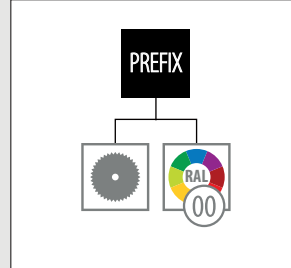


Lister: █ 80 - 81


MOD 8405 █ 80

Distans-/mellanlagsgummi

Q-INFO



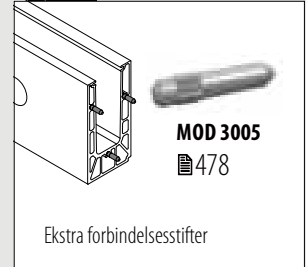
Q-INFO Aluminium



Rå

Børstet, anodiseret

Q-INFO

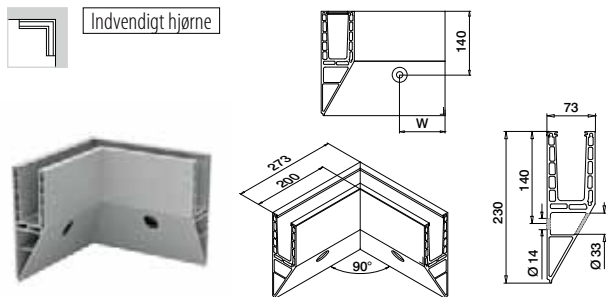


MOD 3005
█ 478

Ekstra forbindelsesstifter

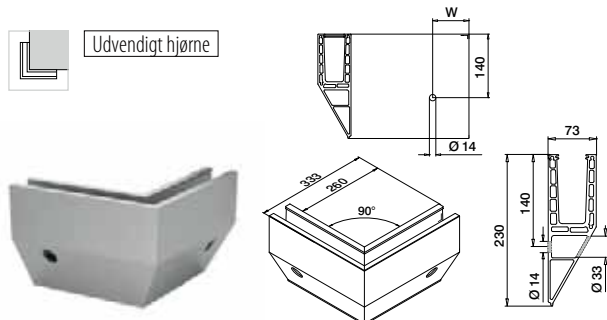
Glas gelænder base

Hjørne, sidemontering



MOD 8441

Aluminium	Børstet, anodiseret		
OUTDOOR	W		
168441-01-18	100*	457 - 463	1



MOD 8441

Aluminium	Børstet, anodiseret		
OUTDOOR	W		
168441-02-18	100*	457 - 463	1



*Hulpositionen kan variere på grund af produktionsmetoden.

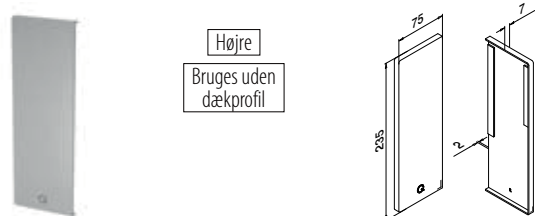
Glas gelænder base

Endekapper, sidemontering



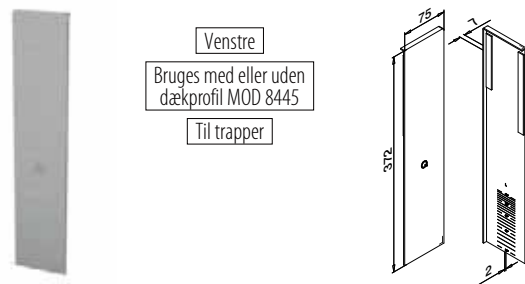
MOD 8442

Aluminium	Rå		
Tape			
168442-01-00	Færdigpakket		1
Aluminium	Børstet, anodiseret		
OUTDOOR			
168442-01-18	Klargjort på forhånd		1



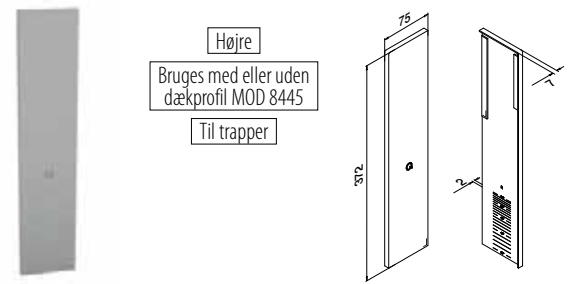
MOD 8442

Aluminium	Rå		
Tape			
168442-02-00	Færdigpakket		1
Aluminium	Børstet, anodiseret		
OUTDOOR			
168442-02-18	Klargjort på forhånd		1



MOD 8443

Aluminium	Børstet, anodiseret		
OUTDOOR	Tape		
168443-01-18	Klargjort på forhånd		1

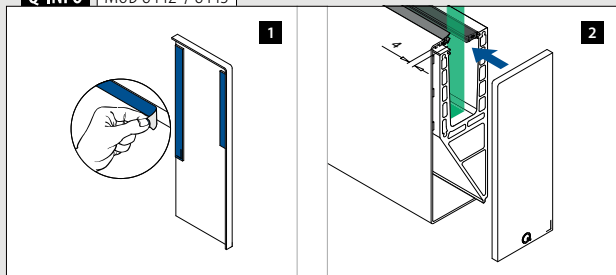


MOD 8443

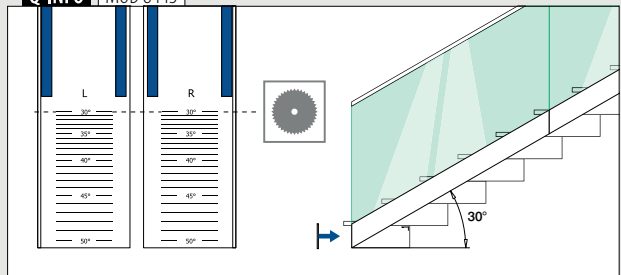
Aluminium	Børstet, anodiseret		
OUTDOOR	Tape		
168443-02-18	Klargjort på forhånd		1



Q-INFO | MOD 8442 / 8443

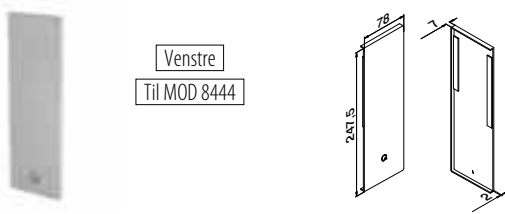


Q-INFO | MOD 8443

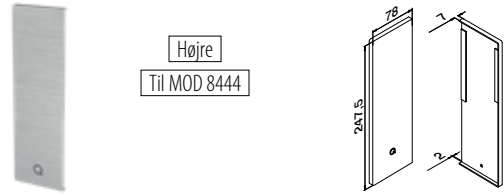


Glas gelænder base

Endekapper, sidemontering



Venstre
Til MOD 8444



Højre
Til MOD 8444

MOD 8442

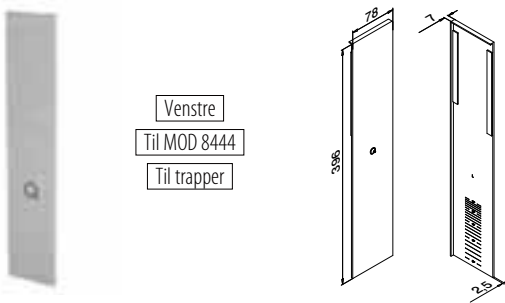
Aluminium	Rå	Tape	
168442-41-00	Færdigpakket		1
Aluminium	Børstet, anodiseret		
OUTDOOR			
168442-41-18	Klargjort på forhånd		1

NEW

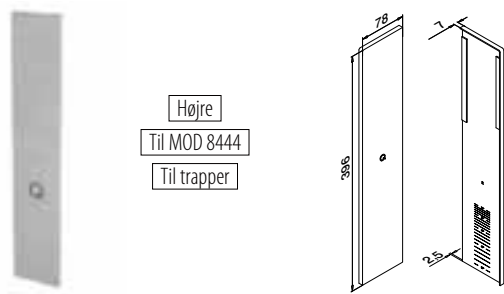
MOD 8442

Aluminium	Rå	Tape	
168442-42-00	Færdigpakket		1
Aluminium	Børstet, anodiseret		
OUTDOOR			
168442-42-18	Klargjort på forhånd		1

NEW



Venstre
Til MOD 8444
Til trapper



Højre
Til MOD 8444
Til trapper

MOD 8443

Aluminium	Børstet, anodiseret	Tape	
168443-41-18	Klargjort på forhånd		1

NEW



MOD 8443

Aluminium	Børstet, anodiseret	Tape	
168443-42-18	Klargjort på forhånd		1

NEW



Glas gelænder base

Glasstopper



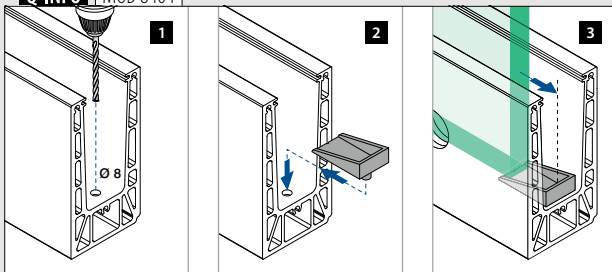
Til trapper

MOD 8404

Tilbehør		
208404		1

NEW

Q-INFO | MOD 8404



Q-INFO | Aluminium



Glas gelænder base

Dækprofil, sidemontering

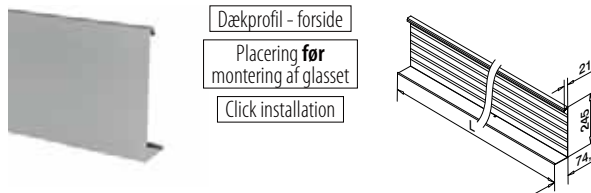


MOD 8445

Aluminium	Rå		
		Tape	
SELL OUT	168445-050-00	Ikke inkluderet*	L = 5 m
Aluminium	Børstet, anodiseret		
		OUTDOOR	
SELL OUT	168445-050-18	Klargjort på forhånd	L = 5 m



*Bestill MOD 1360 (tape)



MOD 8444

Aluminium	Rå		
		Tape	
	168444-050-00		L = 5 m
Aluminium	Børstet, anodiseret		
		OUTDOOR	
	168444-050-18		L = 5 m



Tilbehør

Dobbeltklæbende tape



MOD 1360

Tilbehør				
	Q	W	L	
201360	Q-53	9	33 m (til 11 m dækprofil)	1

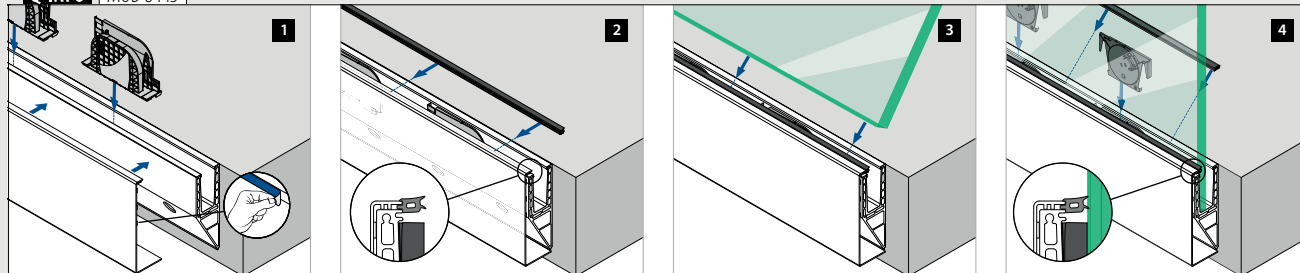
Q-INFO MOD 8445-050-00 / 1360

Samlevejledning:

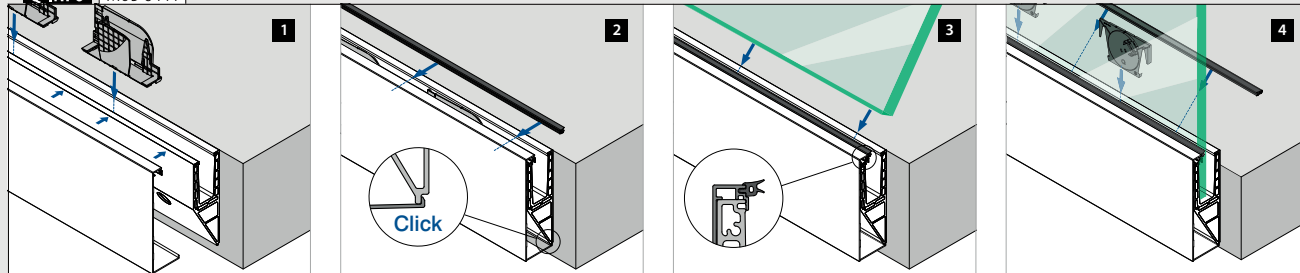


SELL OUT Kun så længe lager haves.

Q-INFO MOD 8445



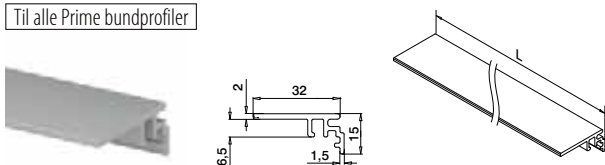
Q-INFO MOD 8444



Glas gelænder base

Lister

Til alle Prime bundprofiler

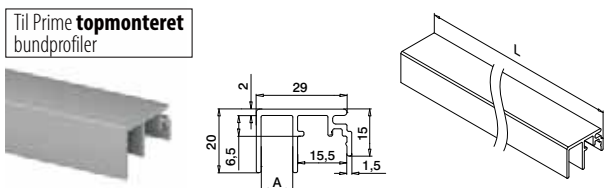


MOD 6973

Aluminium	Rå	
166973-50-00	L = 5 m	
Aluminium	Børstet, anodiseret	
OUTDOOR		
166973-50-18	L = 5 m	

PREFIX

Til Prime **topmonteret** bundprofiler

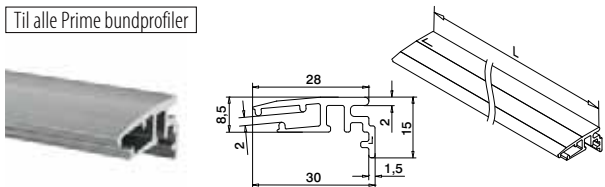


MOD 6970

Aluminium	Rå	
	A	
166970-010-50-00	10	L = 5 m
Aluminium	Børstet, anodiseret	
OUTDOOR		
166970-010-50-18	10	L = 5 m

PREFIX

Til alle Prime bundprofiler



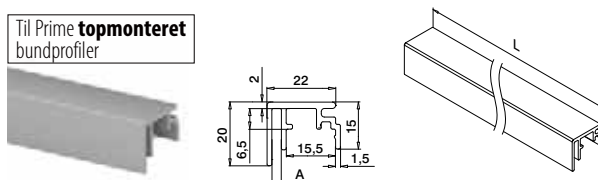
MOD 6979

Aluminium	Rå	
166979-002-50-00	L = 5 m	
Aluminium	Børstet, anodiseret	
OUTDOOR		
166979-002-50-18	L = 5 m	

NEW

PREFIX

Til Prime **topmonteret** bundprofiler

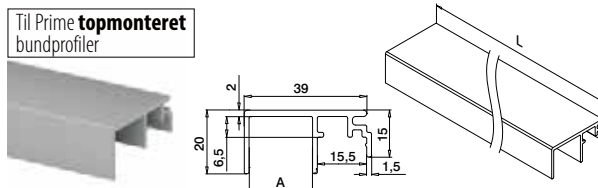


MOD 6970

Aluminium	Rå	
	A	
166970-003-50-00	3	L = 5 m
Aluminium	Børstet, anodiseret	
OUTDOOR		
166970-003-50-18	3	L = 5 m

PREFIX

Til Prime **topmonteret** bundprofiler



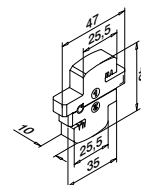
MOD 6970

Aluminium	Rå	
	A	
166970-020-50-00	20	L = 5 m
Aluminium	Børstet, anodiseret	
OUTDOOR		
166970-020-50-18	20	L = 5 m

PREFIX

Glas gelænder base

Lister-/mellemlagsgummi




MOD 8405

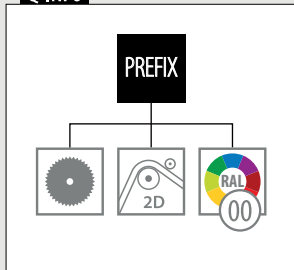
Tilbehør	
208405-010	5



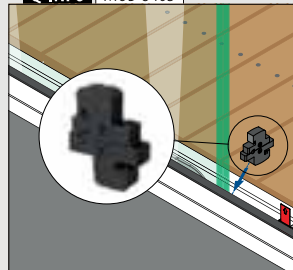
Q-INFO Aluminium



Q-INFO

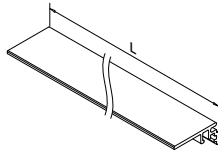
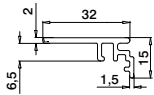


Q-INFO MOD 8405



Lister

Til alle Prime bundprofiler

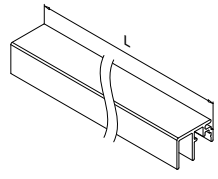
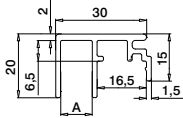


MOD 6973

Aluminium	Rå		
166973-50-00		L = 5 m	
Aluminium	Børstet, anodiseret		
OUTDOOR			
166973-50-18		L = 5 m	

PREFIX

Til Prime F-, sidemonteret og Y-bundprofiler

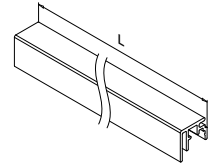
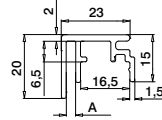


MOD 6974

Aluminium	Rå		
	A		
166974-010-50-00	10	L = 5 m	
Aluminium	Børstet, anodiseret		
OUTDOOR			
166974-010-50-18	10	L = 5 m	

PREFIX

Til Prime F-, sidemonteret og Y-bundprofiler

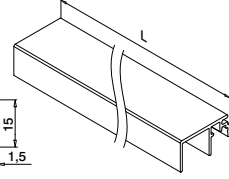
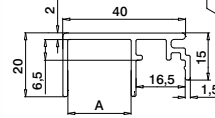


MOD 6974

Aluminium	Rå		
	A		
166974-003-50-00	3	L = 5 m	
Aluminium	Børstet, anodiseret		
OUTDOOR			
166974-003-50-18	3	L = 5 m	

PREFIX

Til Prime F-, sidemonteret og Y-bundprofiler

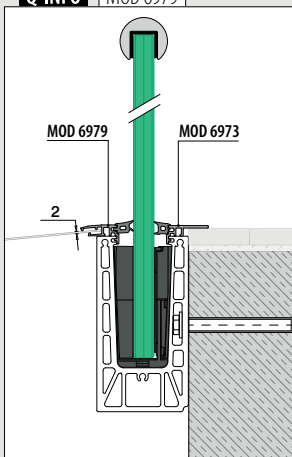


MOD 6974

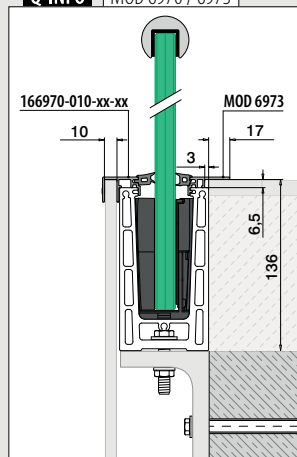
Aluminium	Rå		
	A		
166974-020-50-00	20	L = 5 m	
Aluminium	Børstet, anodiseret		
OUTDOOR			
166974-020-50-18	20	L = 5 m	

PREFIX

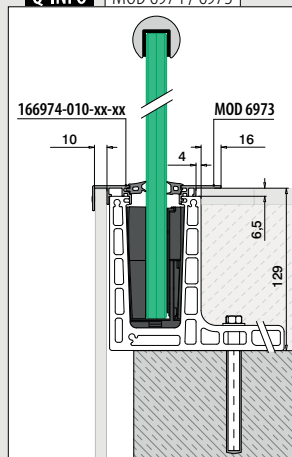
Q-INFO MOD 6979



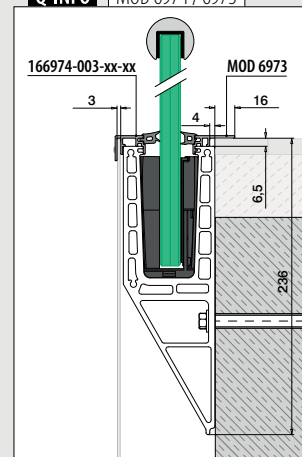
Q-INFO MOD 6970 / 6973



Q-INFO MOD 6974 / 6973



Q-INFO MOD 6974 / 6973





Designet til: Kraftig til meget kraftig belastning
Brug: Indendørs og udendørs
Varianter: Top-, gulv- og sidemontering
Anvendelse: Balkoner, gallerier, gangbroer, skilleelementer og trapper
Materiale: Aluminium (børstet anodiseret og rå)
Glastykkelse: 21,52 til 33,04 mm

Find alle oplysninger om
Easy Glass Strong online:



[https://q-ne.ws/
Strong23](https://q-ne.ws/Strong23)

EASY GLASS® STRONG



red dot winner 2020
innovative product



Stærk og nem at samle

Uanset om det er store linjebelastninger eller en høj vindstyrke, kan Easy Glass® Strong klare de udfordrende forhold. Systemet er både stærkt og praktisk, hvilket gør det ideelt til stadioner, lufthavne, indkøbscentre og andre offentlige steder. Takket være det innovative Q-disc® System er denne kraftfulde glasværnsløsning nu endnu nemmere at samle. Monter bundprofilen, placer glasset, og fastgør derefter hvert enkelt panel sikkert – med én enkelt håndbevægelse. Den justerbare version af Q-disc System giver dig også mulighed for lodret at justere hvert enkelt glaspanel individuelt. Der er selvfølgelig også mange kompatible produkter til efterbehandling af dit glasværn.



Easy Glass® Strong	DK
Max. linje belastning (kN/m)	3,0

Der henvises til de respektive certifikater og statiske beregninger til specifikationer såsom monteringsdetaljer, glasmål og glastyper.

Internationalt testet/beregnet/certificeret:



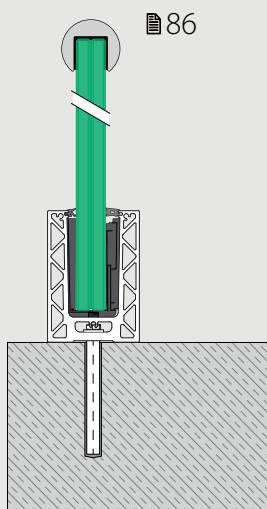
- 1 Med det justerbare Q-disc System kan du genjustere individuelle glaspaneler lodret op til 0,3°.
- 2 Q-disc fortæller ved hjælp af et "klik", at det er installeret korrekt.
- 3 Velegnet til trelagsglas med PVB-folie (glastykkelser op til 33,04 mm).



EASY GLASS® STRONG - VARIANTER

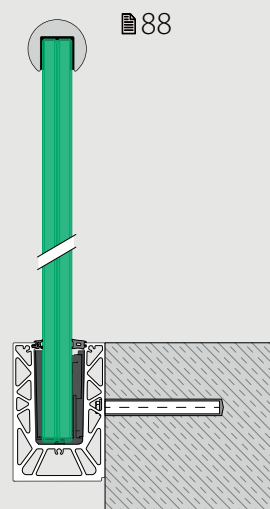
Strong Topmontering

- Også til gulvmontering



Strong Sidemontering

- Også til montering på indersiden af parapetmure
- Dækprofiler til bundprofiler tilbydes

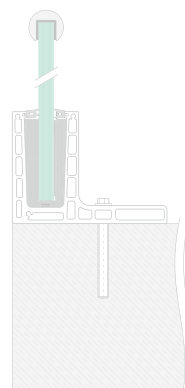


COMING SOON

F og Y bundprofiler

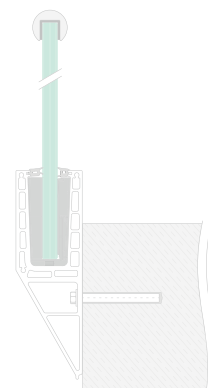
Strong F Topmontering

- Til rå gulve
- Kan installeres på eller uden for kanten af en overflade



Strong Y Sidemontering

- Til rå gulve
- Kan installeres på eller uden for kanten af en overflade

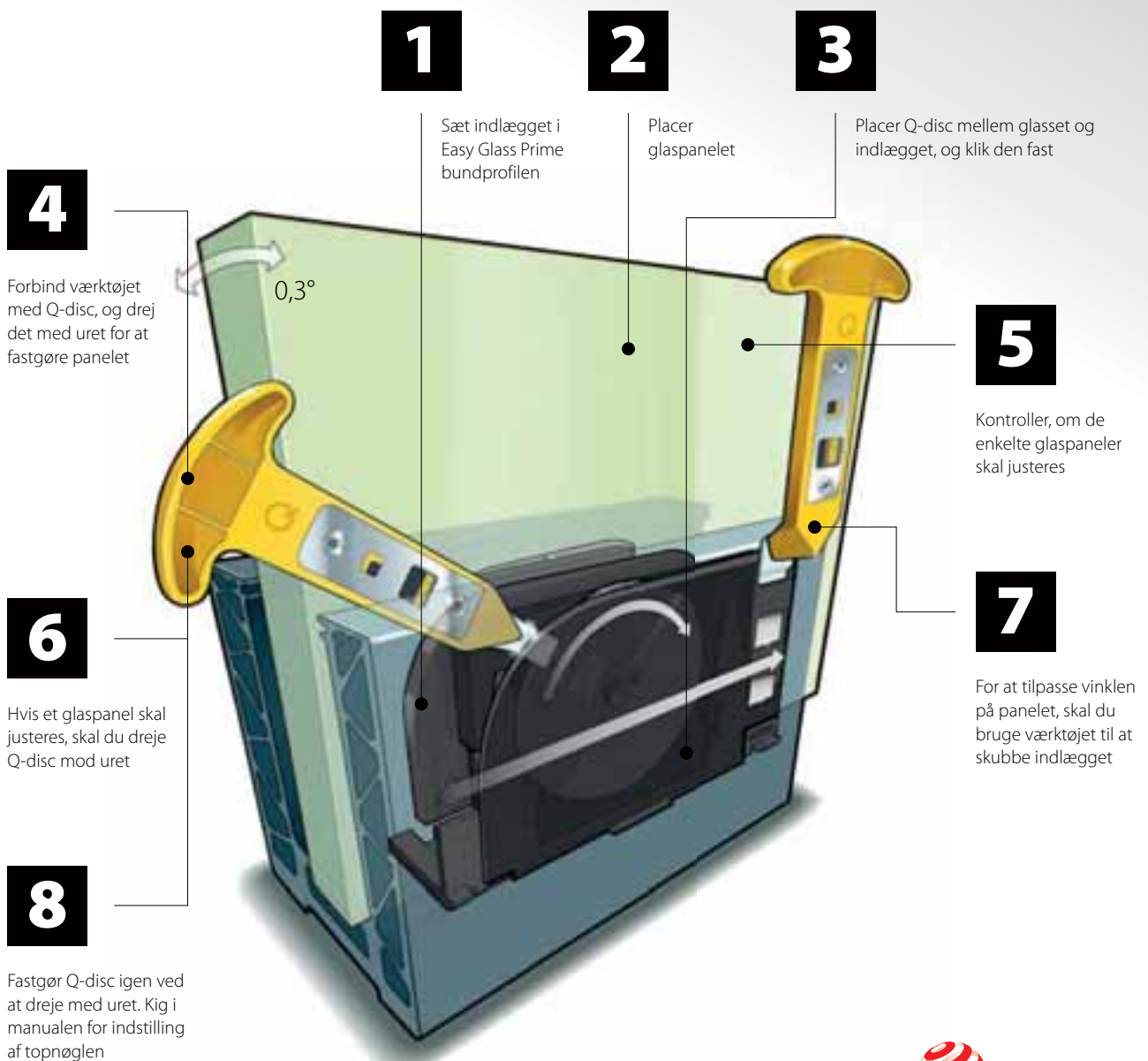




JUSTERBAR Q-DISC® SYSTEM

SKUB OG JUSTER!

SÅDAN FUNGERER DET:



reddot winner 2020
innovative product

Q-disc® System (gummilister, indsats og Q-disc®)

Til justerbar fastgørelse af glas



MOD 8601

Tilbehør		
Til lamineret glas	T	
208601-025-22	21,52	L = 2,5 m
208601-025-26	25,52	L = 2,5 m
208601-025-32	31,52	L = 2,5 m
208601-025-34	33,04	L = 2,5 m
208601-250-22	21,52	L = 25 m
208601-250-26	25,52	L = 25 m
208601-250-32	31,52	L = 25 m
208601-250-34	33,04	L = 25 m



International Design Model Protection

Enkelt gummiliste



MOD 8207

Tilbehør		
208207-250-00		L = 25 m



MOD 8607 / 8207

Tilbehør		
Til lamineret glas	T	
208607-250-22	21,52	L = 25 m
208607-250-26	25,52	L = 25 m
208207-250-15	31,52	L = 25 m
208207-250-18	33,04	L = 25 m



Q-disc® og indlægsværktøj



MOD 1000

Tilbehør		
Q		
201000	Q-84	1

Q-disc® sæt

Til justerbar fastgørelse af glas

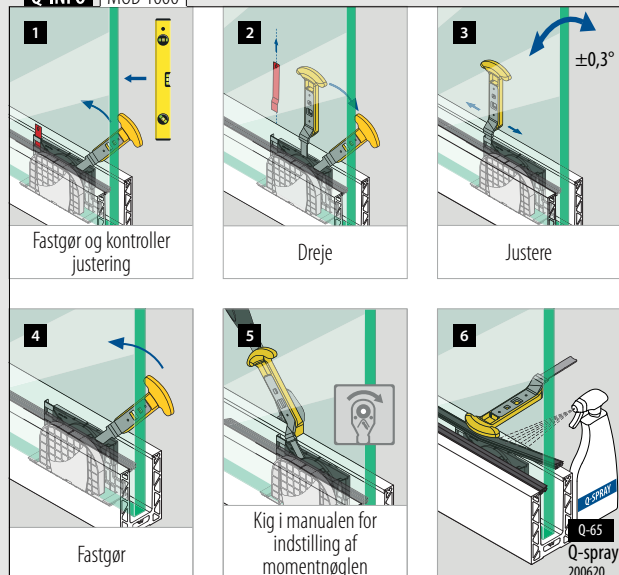


MOD 8609

Tilbehør		
	T	
208609-22	21,52	5
208609-26	25,52	5
208609-32	31,52	5
208609-34	33,04	5



Q-INFO MOD 1000



Q-INFO

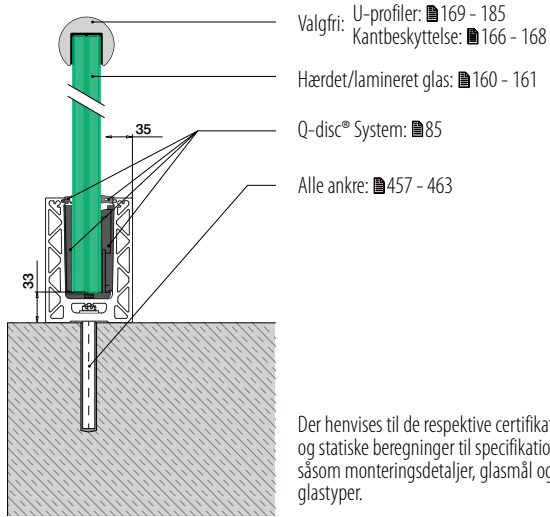
Glasguide

MOD 1002
480

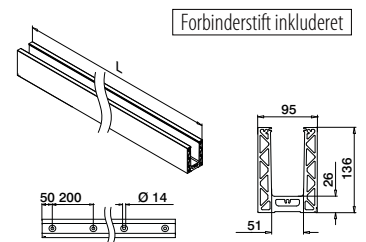



Glas gelænder base

Bundprofil, topmontering



Der henvises til de respektive certifikater og statiske beregninger til specifikationer såsom monteringsdetaljer, glasmål og glastyper.



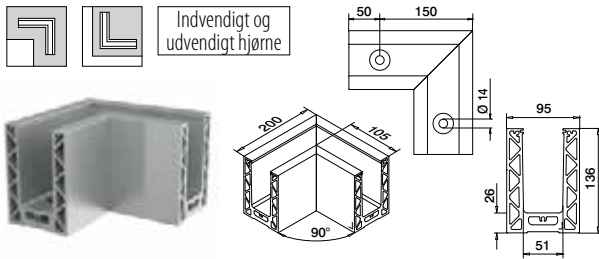
MOD 8610

Aluminium	Rå		
168610-025-00-00	457 - 463		L = 2,5 m
Aluminium	Børstet, anodiseret		
OUTDOOR			
168610-025-00-18	457 - 463		L = 2,5 m



Glas gelænder base

Hjørne, topmontering



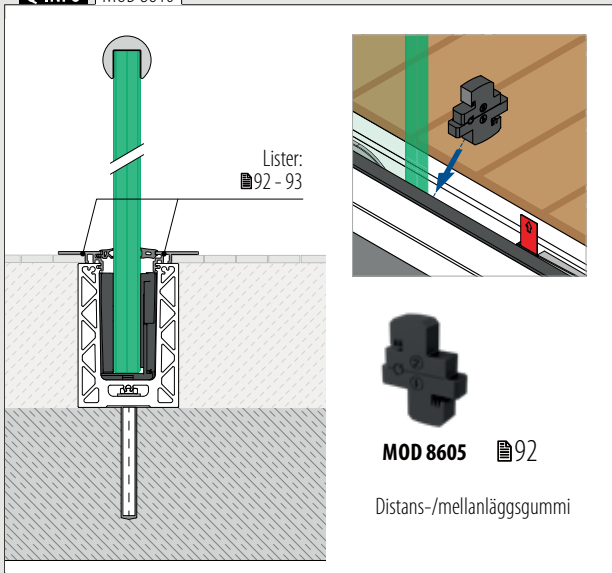
MOD 8611

Aluminium	Rå		
168611-00-00	457 - 463		1
Aluminium	Børstet, anodiseret		
OUTDOOR			
168611-00-18	457 - 463		1

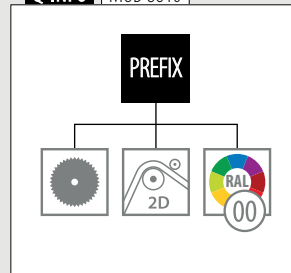


International Design Model Protection

Q-INFO MOD 8610



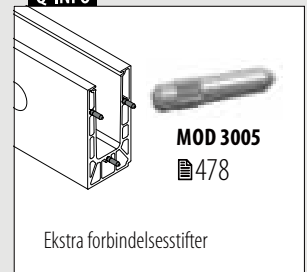
Q-INFO MOD 8610



Q-INFO Aluminium



Q-INFO



Glas gelænder base

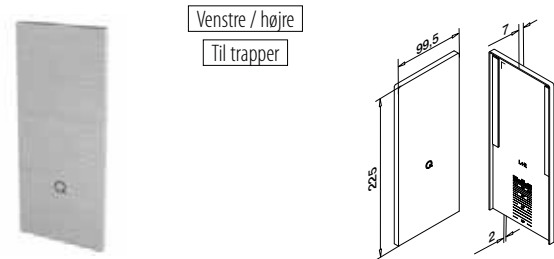
Endekapper, topmontering



MOD 8612

Aluminium	Rå	Tape	
168612-00-00	Færdigpakket		1
Aluminium	Børstet, anodiseret	OUTDOOR	
168612-00-18	Klargjort på forhånd		1

NEW



MOD 8613

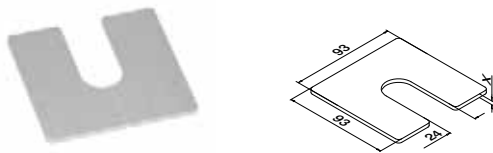
Aluminium	Rå	Tape	
168613-00-00	Færdigpakket		1
Aluminium	Børstet, anodiseret	OUTDOOR	
168613-00-18	Klargjort på forhånd		1

NEW



Glas gelænder base

Justeringsplade, topmontering



MOD 8616

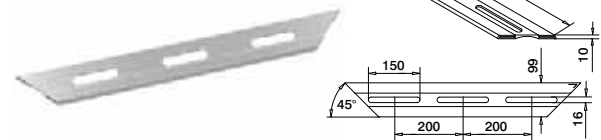
Aluminium	Rå	X	
168616-001		1	100
168616-002		2	100
168616-003		3	100

NEW

Glas gelænder base

Drænprofiler, topmontering

4 stk. til 2,5 meter bundprofil

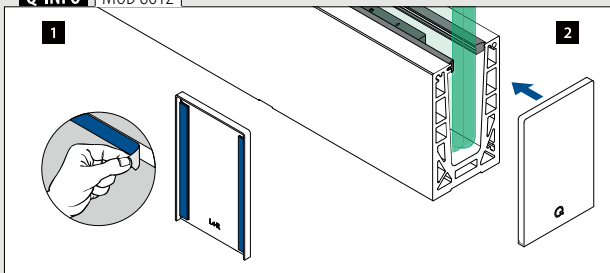


MOD 8617

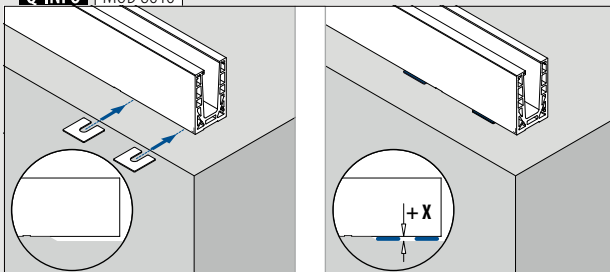
Aluminium	Børstet, anodiseret	OUTDOOR	
168617-18			4

NEW

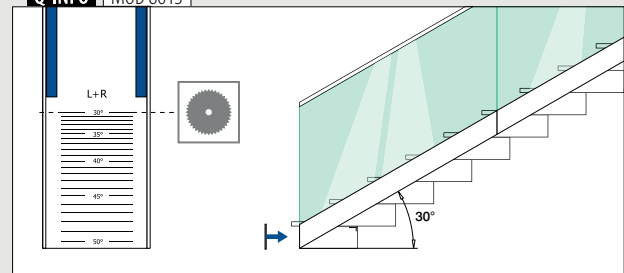
Q-INFO MOD 8612



Q-INFO MOD 8616



Q-INFO MOD 8613

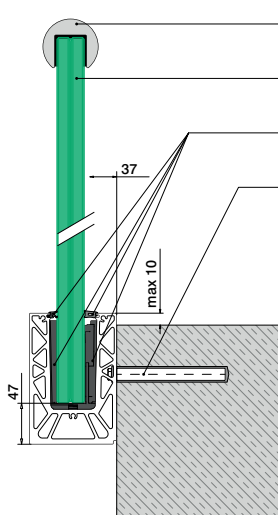


Q-INFO MOD 8617

Samlevej-
ledning:
[https://q-ne.ws/
Strong23](https://q-ne.ws/Strong23)

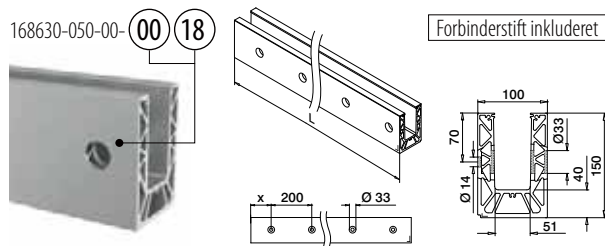
Glas gelænder base

Bundprofil, sidemontering



- Valgfri: U-profiler: ■ 169 - 185
Kantbeskyttelse: ■ 166 - 168
- Hærdet/lamineret glas: ■ 160 - 161
- Q-disc® System: ■ 85
- Alle ankre: ■ 457 - 463

Der henvises til de respektive certifikater og statiske beregninger til specifikationer såsom monteringsdetaljer, glasmål og glastyper.



MOD 8630

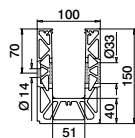
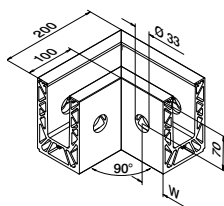
Aluminium	Rå	X	■ 457 - 463	L = 2,5 m
168630-025-00-00	100			
Aluminium	Børstet, anodiseret	OUTDOOR		
168630-025-00-18	100			L = 2,5 m



International Design Model Protection

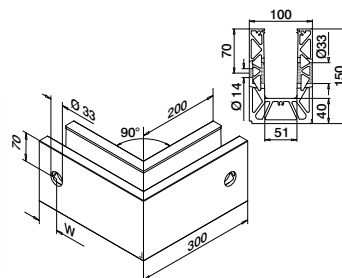
Glas gelænder base

Hjørne, sidemontering



MOD 8631

Aluminium	Rå	W	■ 457 - 463	1
168631-01-00		50*		
Aluminium	Børstet, anodiseret	OUTDOOR		
168631-01-18		50*		1



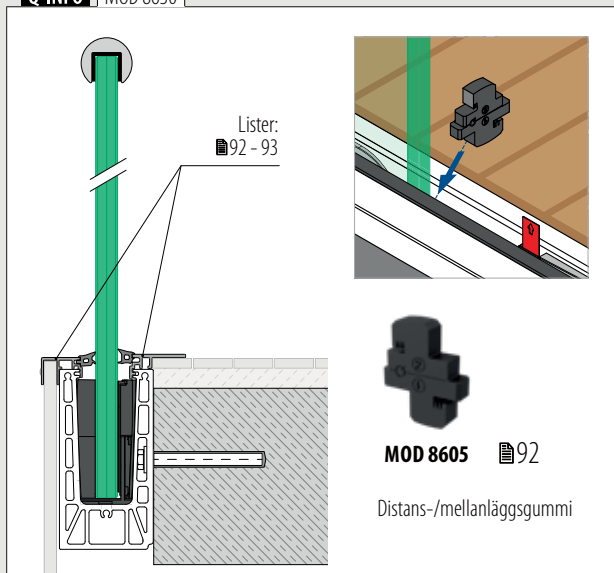
MOD 8631

Aluminium	Rå	W	■ 457 - 463	1
168631-02-00		50*		
Aluminium	Børstet, anodiseret	OUTDOOR		
168631-02-18		50*		1

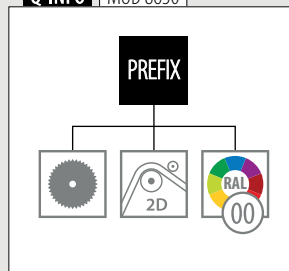


*Hulpositionen kan variere på grund af produktionsmetoden.

Q-INFO MOD 8630



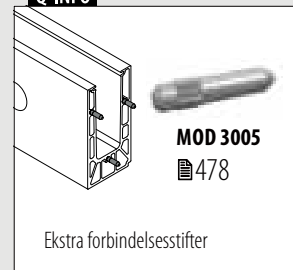
Q-INFO MOD 8630



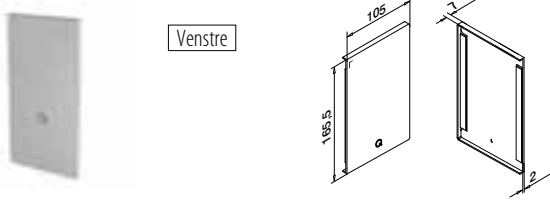
Q-INFO Aluminium



Q-INFO



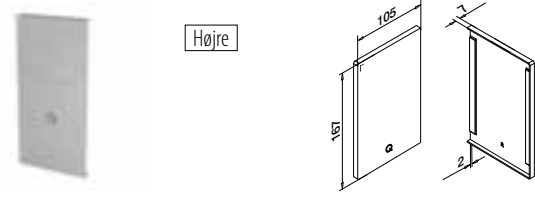
Endekapper, sidemontering



MOD 8632

Aluminium	Rå		
	Tape		
168632-41-00	Færdigpakket	1	
Aluminium	Børstet, anodiseret		
OUTDOOR			
168632-41-18	Klargjort på forhånd	1	

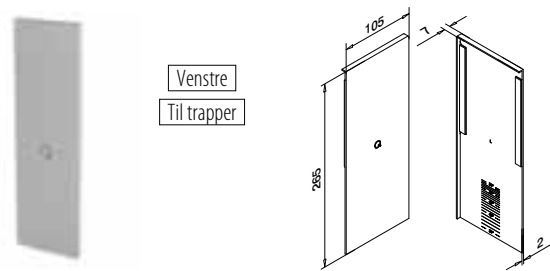
NEW



MOD 8632

Aluminium	Rå		
	Tape		
168632-42-00	Færdigpakket	1	
Aluminium	Børstet, anodiseret		
OUTDOOR			
168632-42-18	Klargjort på forhånd	1	

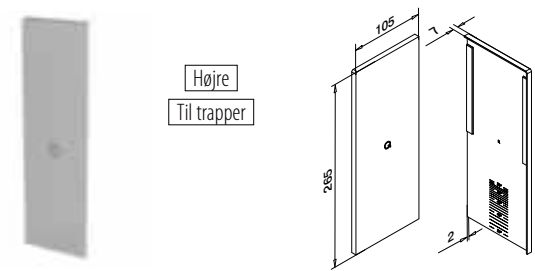
NEW



MOD 8633

Aluminium	Børstet, anodiseret		
OUTDOOR	Tape		
168633-41-18	Klargjort på forhånd	1	

NEW



MOD 8633

Aluminium	Børstet, anodiseret		
OUTDOOR	Tape		
168633-42-18	Klargjort på forhånd	1	

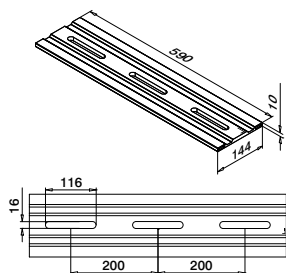
NEW



Glas gelænder base

Drænprofiler, sidemontering

4 stk. til 2,5 meter bundprofil



MOD 8637

Aluminium Børstet, anodiseret

OUTDOOR



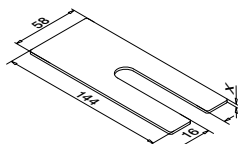
168637-18

4

NEW

Glas gelænder base

Justeringsplade, sidemontering



MOD 8636

Aluminium Rå

X



168636-001

1

100

168636-002

2

100

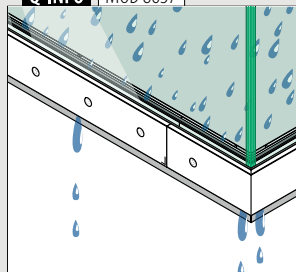
168636-003

3

100

NEW

Q-INFO MOD 8637

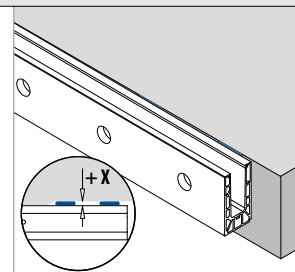
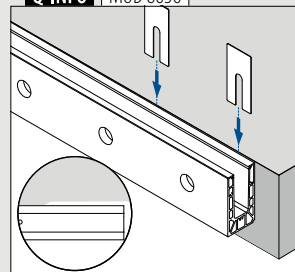


Samlevej-
ledning:

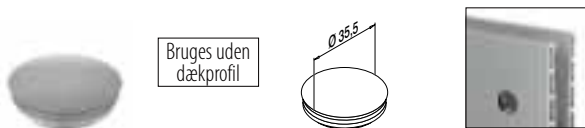


[https://q-ne.ws/
Strong23](https://q-ne.ws/Strong23)

Q-INFO MOD 8636



Glas gelænder base
Blindprop, sidemontering

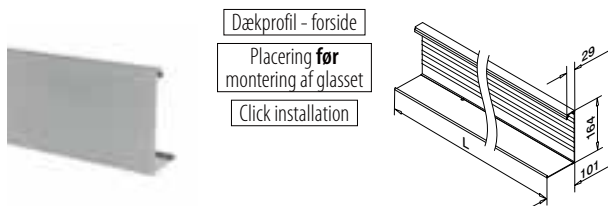


Bruges uden dækprofil

MOD 8238

Plastik	Aluminiumsgrå RAL 9006
INDOOR	
158238-36	10

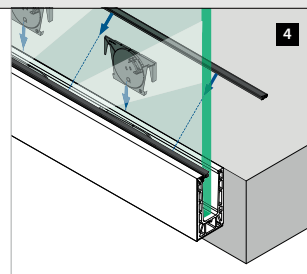
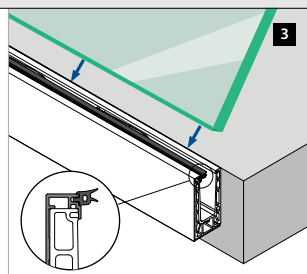
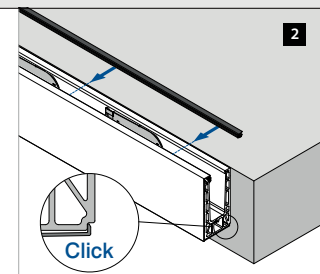
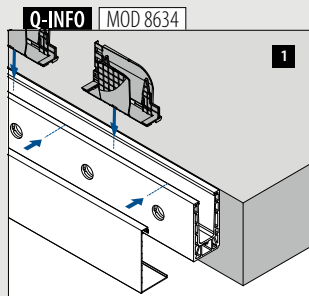

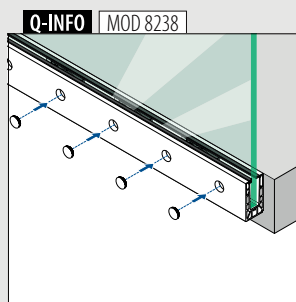
Glas gelænder base
Dækprofil, sidemontering



Dækprofil - forside
Placering **før** montering af glasset
Click installation

MOD 8634

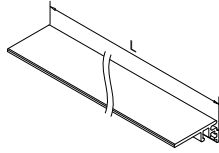
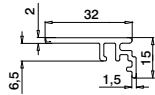
Aluminium	Rå
168634-050-00	L = 5 m
Aluminium	Børstet, anodiseret
OUTDOOR	
168634-050-18	L = 5 m



Glas gelænder base

Lister

Til alle Strong bundprofiler



MOD 6973

Aluminium Rå

166973-50-00 L = 5 m

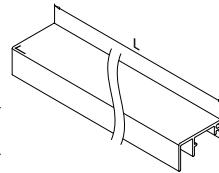
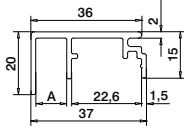
Aluminium Børstet, anodiseret

OUTDOOR

166973-50-18 L = 5 m

PREFIX

Til Strong **topmonteret** bundprofiler



MOD 6975

Aluminium Rå

A

166975-010-50-00 10 L = 5 m

Aluminium Børstet, anodiseret

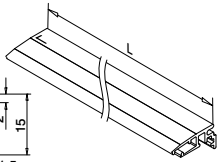
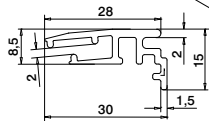
OUTDOOR

166975-010-50-18 10 L = 5 m

NEW

PREFIX

Til alle Strong bundprofiler



MOD 6979

Aluminium Rå

166979-002-50-00 L = 5 m

Aluminium Børstet, anodiseret

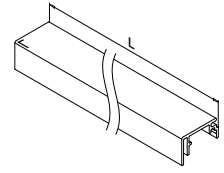
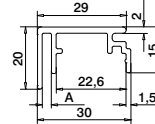
OUTDOOR

166979-002-50-18 L = 5 m

NEW

PREFIX

Til Strong **topmonteret** bundprofiler



MOD 6975

Aluminium Rå

A

166975-003-50-00 3 L = 5 m

Aluminium Børstet, anodiseret

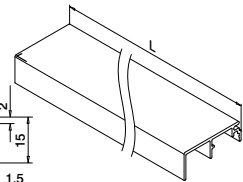
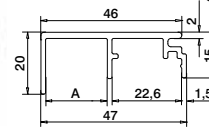
OUTDOOR

166975-003-50-18 3 L = 5 m

NEW

PREFIX

Til Strong **topmonteret** bundprofiler



MOD 6975

Aluminium Rå

A

166975-020-50-00 20 L = 5 m

Aluminium Børstet, anodiseret

OUTDOOR

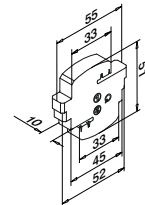
166975-020-50-18 20 L = 5 m

NEW

PREFIX

Glas gelænder base

Lister-/mellemlagsgummi



MOD 8605

Tilbehør


208605-010

5

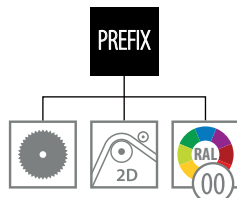
NEW

PREFIX

Q-INFO Aluminium



Q-INFO

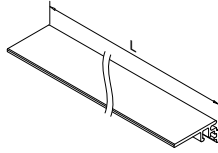
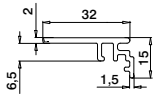


Q-INFO MOD 8605



Lister

Til alle Strong bundprofiler

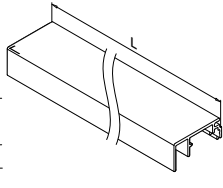
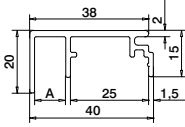


MOD 6973

Aluminium	Rå		
166973-50-00		L = 5 m	
Aluminium	Børstet, anodiseret		
OUTDOOR			
166973-50-18		L = 5 m	

PREFIX

Til Strong F-, sidemonteret og Y-bundprofiler



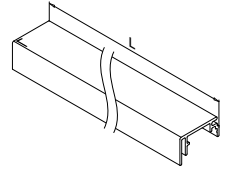
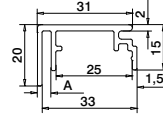
MOD 6977

Aluminium	Rå	A	
166977-010-50-00		10	L = 5 m
Aluminium	Børstet, anodiseret		
OUTDOOR			
166977-010-50-18		10	L = 5 m

NEW

PREFIX

Til Strong F-, sidemonteret og Y-bundprofiler



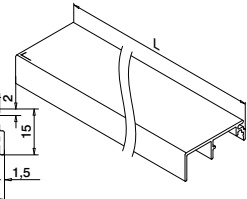
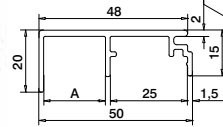
MOD 6977

Aluminium	Rå	A	
166977-003-50-00		3	L = 5 m
Aluminium	Børstet, anodiseret		
OUTDOOR			
166977-003-50-18		3	L = 5 m

NEW

PREFIX

Til Strong F-, sidemonteret og Y-bundprofiler



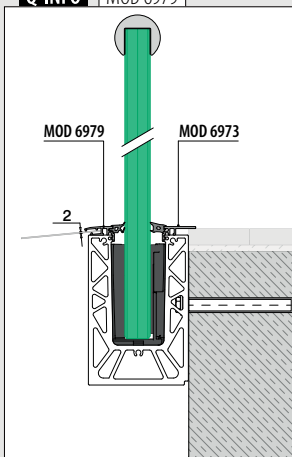
MOD 6977

Aluminium	Rå	A	
166977-020-50-00		20	L = 5 m
Aluminium	Børstet, anodiseret		
OUTDOOR			
166977-020-50-18		20	L = 5 m

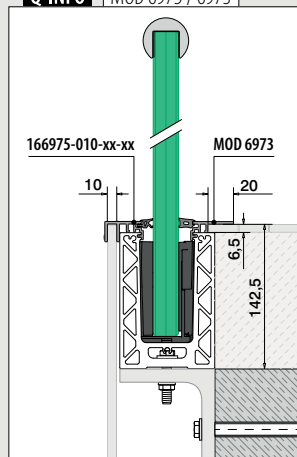
NEW

PREFIX

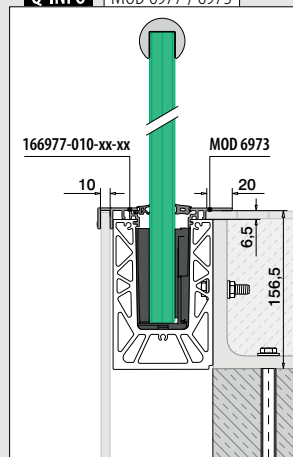
Q-INFO MOD 6979



Q-INFO MOD 6975 / 6973



Q-INFO MOD 6977 / 6973





Designet til: Let og middel belastning
Brug: Indendørs og udendørs
Varianter: Top-, gulv- og sidemontering
Anvendelse: Balkoner, gallerier, gangbroer, skilleelementer og trapper
Materiale: Aluminium (rå og børstet anodiseret)
Glastykkelse: 12 til 21,52 mm

Find alle oplysninger om
Easy Glass Slim online:



[https://q-ne.ws/
Slim23](https://q-ne.ws/Slim23)

EASY GLASS[®] SLIM

Stor gennemsigtighed, høj anseelse



Easy Glass® Slim er en klassiker blandt vores glasgelændere. Uanset om din projekt skal opføres i et boligbyggeri, et kontor eller på et offentligt område, er dette glasgelændersystem en omkostningsbesparende løsning. Dets minimalistiske design omfatter en slank bundprofil, der giver et elegant udseende, og hjælper med at holde gelænderets vægt nede.


Easy Glass® Slim	DK
Max. linje belastning (kN/m)	1,0

Vær opmærksom på specifikationerne for montering og glas dimensioner, samt glastyper i hvert certifikat.

Internationalt testet/beregnet/certificeret:



- 1 Slim-bundprofilerne er kun 45 mm brede, hvilket gør dem til en omkostningseffektiv løsning, der skaber et elegant udtryk.
- 2 Bundprofilen har en lav vægt og er nem at håndtere – Med den lavere vægt går det nemt at montere.



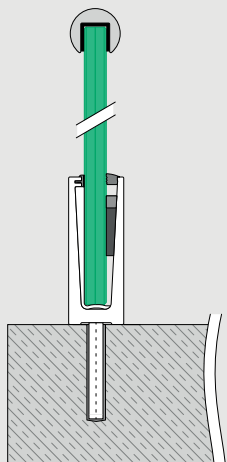
EASY GLASS® SLIM - VARIANTER

Slim

Topmontering

- Også til gulvmontering

97

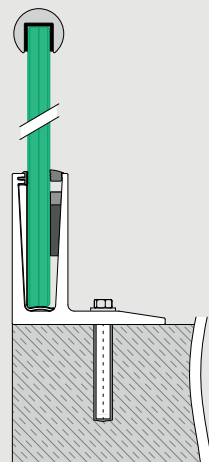


Slim F

Topmontering

- Til ujævne gulve
- Kan også installeres på kanten af en overflade

99

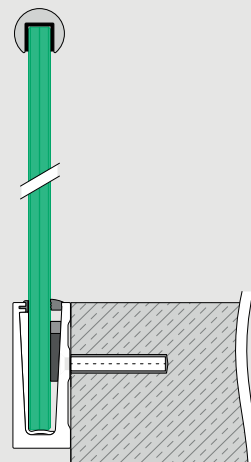


Slim

Sidemontering

- Valgfri dækprofiler til bundprofil


100



Glas gelænder base

Safety Wedge System (gummi- og kilesæt)

Til fastgørelse af glas



MOD 8000

Tilbehør

Til hærdet glas	T	
208000-050-12	12	L = 5 m
208000-050-15	15	L = 5 m
208000-050-19	19	L = 5 m

Til lamineret glas

208000-050-13	12,76	L = 5 m
208000-050-14	13,52	L = 5 m
208000-050-17	16,76	L = 5 m
208000-050-18	17,52	L = 5 m
208000-050-21	20,76	L = 5 m
208000-050-22	21,52	L = 5 m

Tilbehør

Easy Glass® multi værktøj



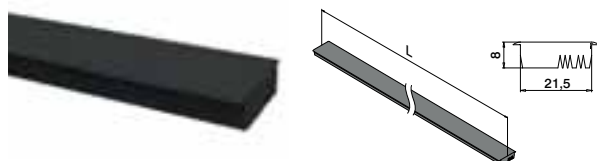
MOD 1001

Tilbehør

	Q	
201001	Q-71	1

Glas gelænder base

Mellemlagsgummi



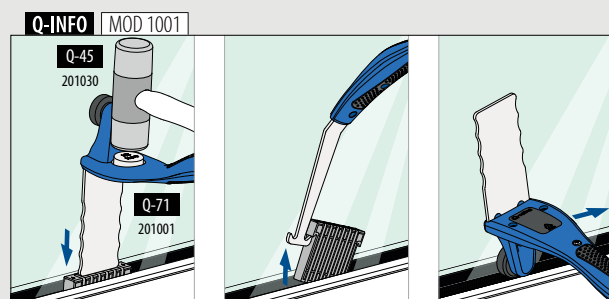
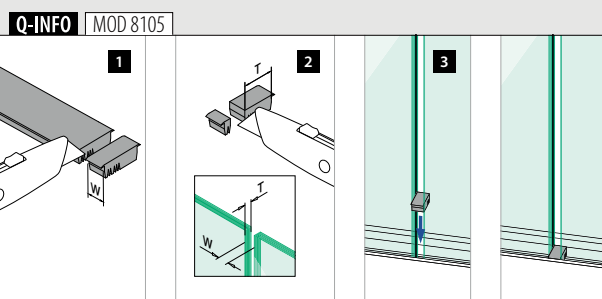
MOD 8105

Tilbehør

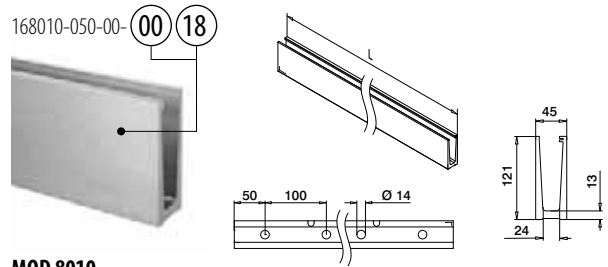
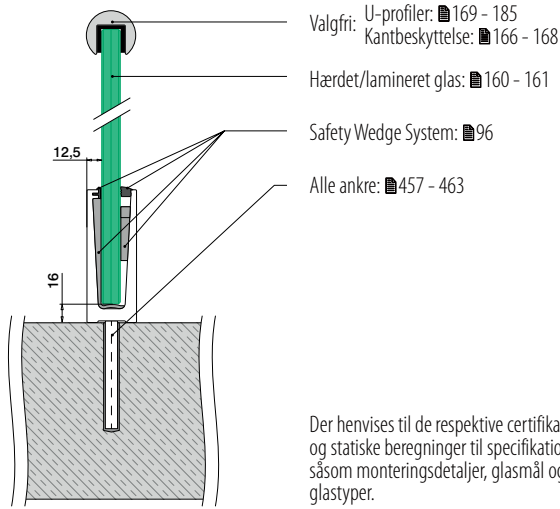
	208105-025		L = 2,5 m
--	------------	--	-----------



Kun så længe lager haves.

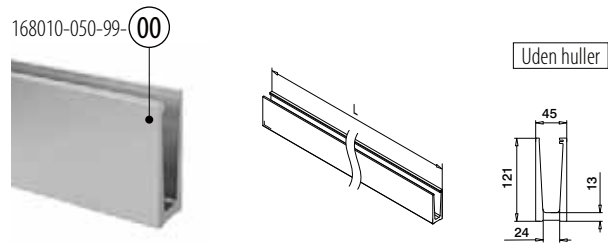


Glas gelænder base
Bundprofil, topmontering



MOD 8010

Aluminium	Rå		
NEW	168010-050-00-00	457 - 463	L = 5 m
Aluminium	Børstet, anodiseret		
OUTDOOR	168010-050-00-18	457 - 463	L = 5 m

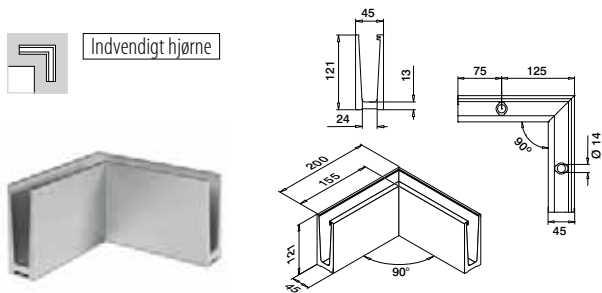


MOD 8010

Aluminium	Rå		
SELL OUT	168010-050-99-00		L = 5 m

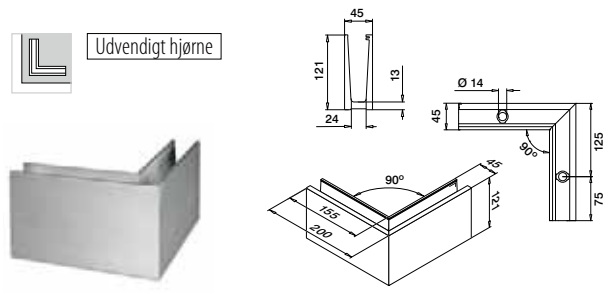


Glas gelænder base
Hjørne, topmontering



MOD 8011

Aluminium	Børstet, anodiseret		
OUTDOOR	168011-01-18	457 - 463	1



MOD 8011

Aluminium	Børstet, anodiseret		
OUTDOOR	168011-02-18	457 - 463	1



Q-INFO MOD 8010

PREFIX

2D 3D*

RAL 00

*168010-050-99

Q-INFO

MOD 8105

96

Mellemlagsgummi

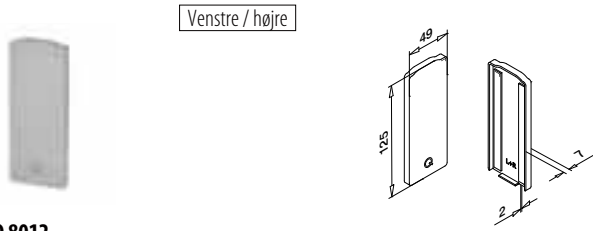
Q-INFO Aluminium

00 18

Rå Børstet, anodiseret

Glas gelænder base

Endekapper, topmontering



MOD 8012

Aluminium Rå

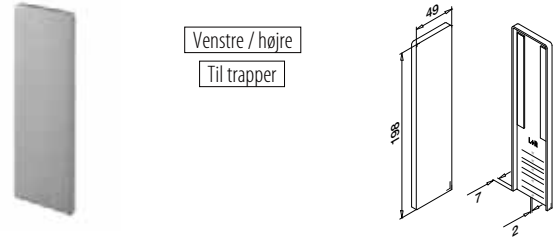
Tape



SELL OUT	168012-00-00	Færdigpakket	1
----------	--------------	--------------	---

Aluminium Børstet, anodiseret
OUTDOOR

SELL OUT	168012-00-18	Klargjort på forhånd	1
----------	--------------	----------------------	---



MOD 8013

Aluminium Børstet, anodiseret

OUTDOOR

Tape



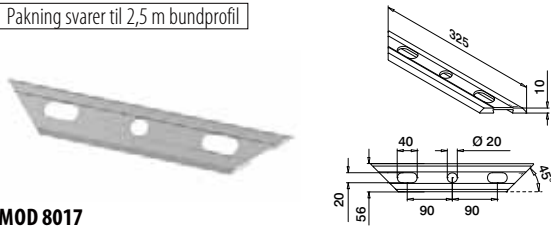
SELL OUT	168013-00-18	Klargjort på forhånd	1
----------	--------------	----------------------	---



Glas gelænder base

Drænprofiler, topmontering

Pakning svarer til 2,5 m bundprofil



MOD 8017

Aluminium Børstet, anodiseret

OUTDOOR



SELL OUT	168017-18		8
----------	-----------	--	---

International Design Model Protection

Q-INFO MOD 8017

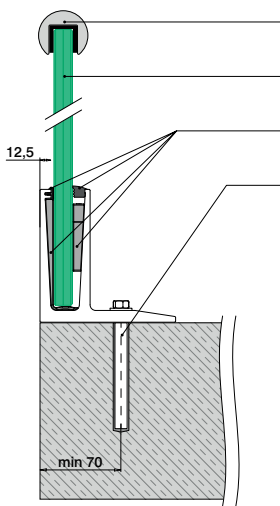
Q-INFO Aluminium

Q-INFO MOD 8012

Q-INFO MOD 8013

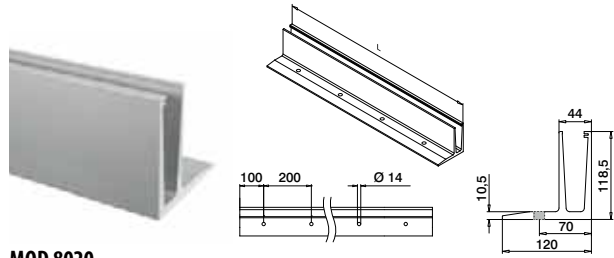
Glas gelænder base

Bundprofil, topmontering



- Valgfri: U-profiler: 169 - 185
Kantbeskyttelse: 166 - 168
- Hærdet/lamineret glas: 160 - 161
- Safety Wedge System: 96
- Alle ankre: 457 - 463

Der henvises til de respektive certifikater og statiske beregninger til specifikationer såsom monteringsdetaljer, glasmål og glastyper.



MOD 8020

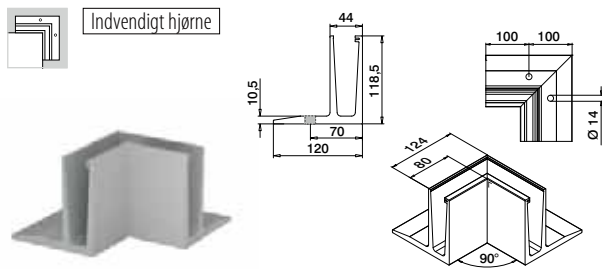
Aluminium Børstet, anodiseret
OUTDOOR

SELL OUT 168020-050-00-18 457 - 463 L = 5 m



Glas gelænder base

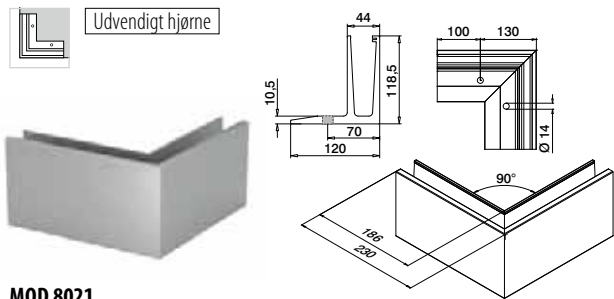
Hjørne, topmontering



MOD 8021

Aluminium Børstet, anodiseret
OUTDOOR

SELL OUT 168021-01-18 457 - 463 1



MOD 8021

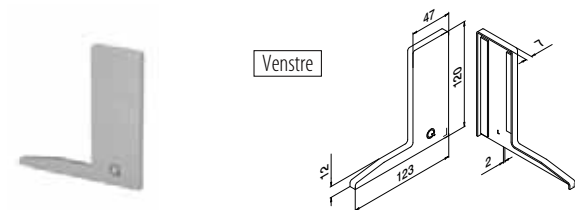
Aluminium Børstet, anodiseret
OUTDOOR

SELL OUT 168021-02-18 457 - 463 1



Glas gelænder base

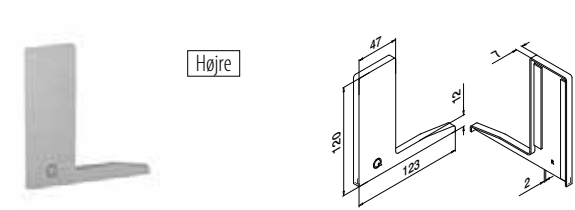
Endekapper, topmontering



MOD 8022

Aluminium Børstet, anodiseret
OUTDOOR **Tape**

SELL OUT 168022-01-18 Klargjort på forhånd 1

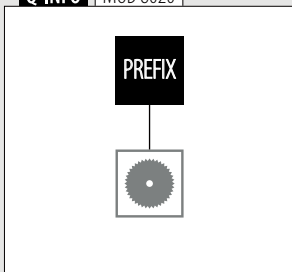


MOD 8022

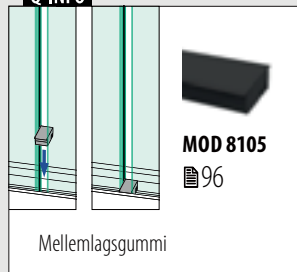
Aluminium Børstet, anodiseret
OUTDOOR **Tape**

SELL OUT 168022-02-18 Klargjort på forhånd 1

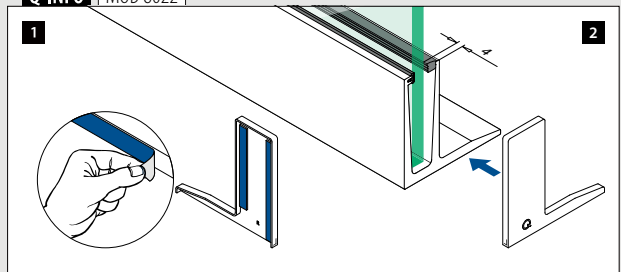
Q-INFO MOD 8020



Q-INFO

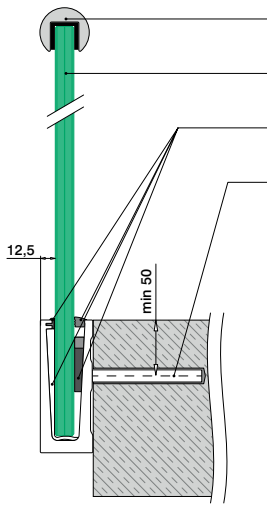


Q-INFO MOD 8022



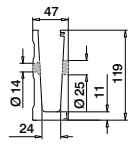
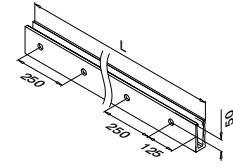
Glas gelænder base

Bundprofil, sidemontering



- Valgfri: U-profiler: ■ 169 - 185
Kantbeskyttelse: ■ 166 - 168
- Hærdet/lamineret glas: ■ 160 - 161
- Safety Wedge System: ■ 96
- Alle ankre: ■ 457 - 463

Der henvises til de respektive certifikater og statiske beregninger til specifikationer såsom monteringsdetaljer, glasmål og glastyper.



MOD 8030

Aluminium Børstet, anodiseret

OUTDOOR

SELL OUT

168030-050-00-18

■ 457 - 463

L = 5 m

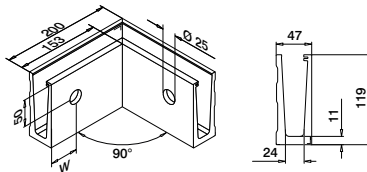


Glas gelænder base

Hjørne, sidemontering



Indvendigt hjørne



MOD 8031

Aluminium Børstet, anodiseret

OUTDOOR

W



SELL OUT

168031-01-18

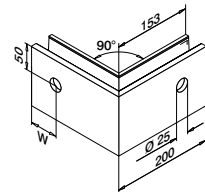
100*

■ 457 - 463

1



Udvendigt hjørne



MOD 8031

Aluminium Børstet, anodiseret

OUTDOOR

W



SELL OUT

168031-02-18

100*

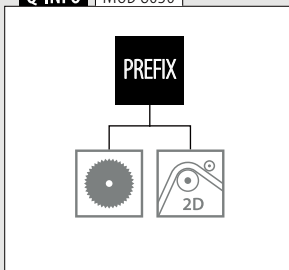
■ 457 - 463

1

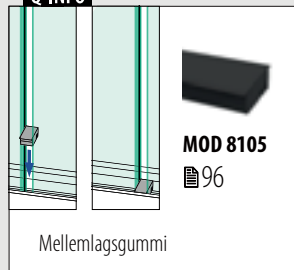


*Hulpositionen kan variere på grund af produktionsmetoden.

Q-INFO MOD 8030



Q-INFO



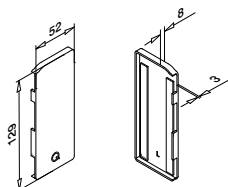
SELL OUT

Kun så længe lager haves.

Endekapper, sidemontering



Venstre
Bruges med dækprofil



MOD 8034

Aluminium Børstet, anodiseret

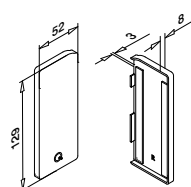
OUTDOOR Tape



SELL OUT 168034-01-18 Klargjort på forhånd 1



Højre
Bruges med dækprofil



MOD 8034

Aluminium Børstet, anodiseret

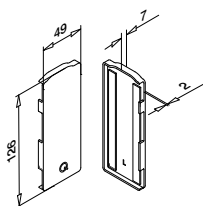
OUTDOOR Tape



SELL OUT 168034-02-18 Klargjort på forhånd 1



Venstre
Bruges uden dækprofil



MOD 8032

Aluminium Børstet, anodiseret

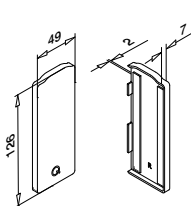
OUTDOOR Tape



SELL OUT 168032-01-18 Klargjort på forhånd 1



Højre
Bruges uden dækprofil



MOD 8032

Aluminium Børstet, anodiseret

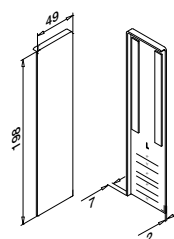
OUTDOOR Tape



SELL OUT 168032-02-18 Klargjort på forhånd 1



Venstre
Bruges med eller
uden dækprofil
Til trapper



MOD 8033

Aluminium Børstet, anodiseret

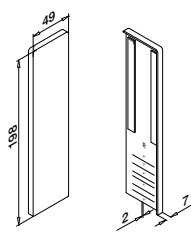
OUTDOOR Tape



SELL OUT 168033-01-18 Klargjort på forhånd 1



Højre
Bruges med eller
uden dækprofil
Til trapper



MOD 8033

Aluminium Børstet, anodiseret

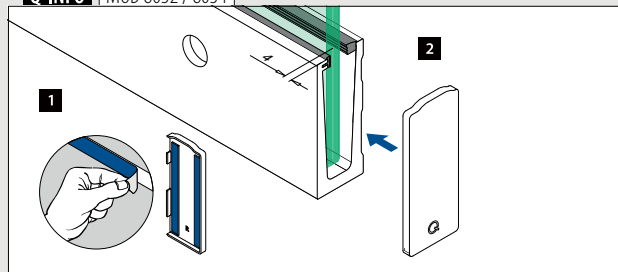
OUTDOOR Tape



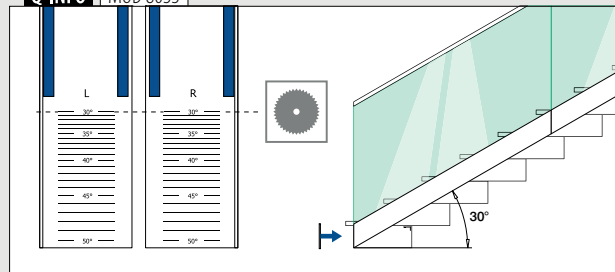
SELL OUT 168033-02-18 Klargjort på forhånd 1



Q-INFO MOD 8032 / 8034



Q-INFO MOD 8033

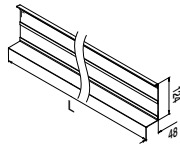


Glas gelænder base

Dækprofil, sidemontering



Dækprofil - forsiden



MOD 8035

Aluminium Børstet, anodiseret

OUTDOOR

Tape

SELL
OUT

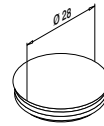
168035-025-18

Klargjort på forhånd

L = 2,5 m

Glas gelænder base

Blindprop, sidemontering

Bruges uden
dækprofil

MOD 8038

Plastik Aluminiumgrå RAL 9006

INDOOR

SELL
OUT

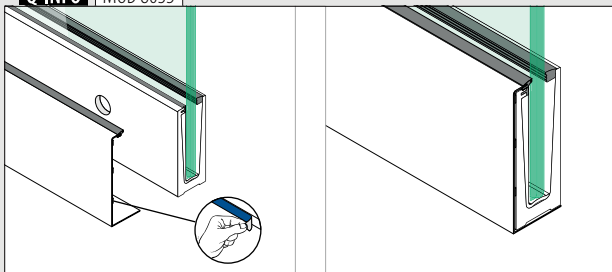
158038-36

10

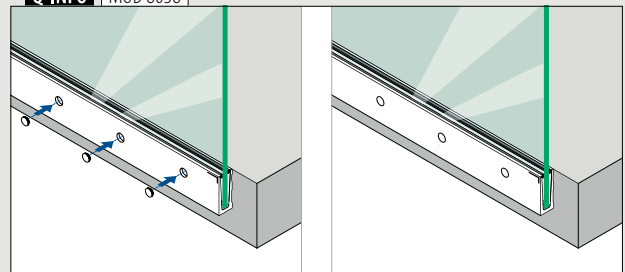
SELL
OUT

Kun så længe lager haves.

Q-INFO | MOD 8035



Q-INFO | MOD 8038








Designet til: Let til kraftig belastning
Brug: Indendørs og udendørs
Varianter: Top-, gulv- og sidemontering
Anvendelse: Balkoner, gallerier, gangbroer, skilleelementer og trapper
Materiale: Aluminium (rå og børstet anodiseret)
Glastykkelse: 12 til 21,52 mm

Find alle oplysninger om
Easy Glass Pro online:



[https://q-ne.ws/
Pro23](https://q-ne.ws/Pro23)

EASY GLASS® PRO

Alt arbejde kan udføres fra indersiden af gelænderet



Det er nemt at montere Easy Glass® Pro bundprofilen. Desuden gør det unikke Safety Wedge System af gummi og justerbare kiler det nemt at justere glassene, da du kan tilpasse hvert enkelt glaspanel med op til 10 mm fra toppunktet. Og med fire typer bundprofiler kan du være sikker på at finde en professionel løsning, som passer til dine konstruktionsbehov.


Easy Glass® Pro	DK
Max. linje belastning (kN/m)	1,0

Vær opmærksom på specifikationerne for montering og glas dimensioner, samt glastyper i hvert certifikat.

Internationalt testet/beregnet/certificeret:



- 1 Vælg mellem 4 forskellige bundprofiler. For ethvert projekt er der en, der passer Pro klarer selv de mest udfordrende konstruktioner.
- 2 Hvert enkelt glaspanel kan justeres med op til 10 mm (1°) i enhver retning – et job, der kan udføres fra gelænderets inderside.

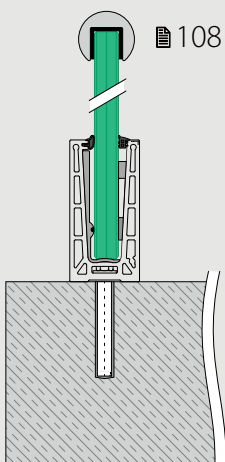


EASY GLASS® PRO - VARIANTER

Pro

Topmontering

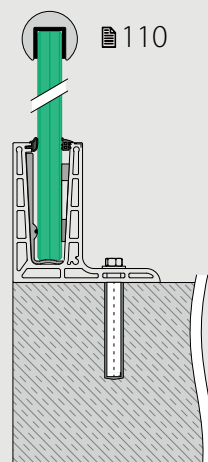
- Også til gulvmontering



Pro F

Topmontering

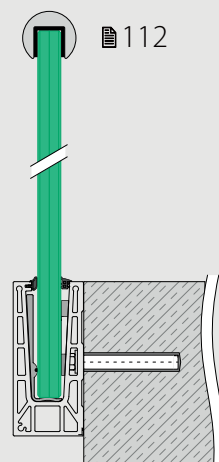
- Til gulve uden afslutning
- Kan også installeres direkte på eller udenpå kanten af en overflade



Pro

Sidemontering

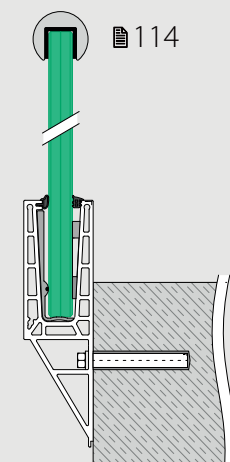
- Valgfri bundprofil-dækprofiler



Pro Y

Sidemontering

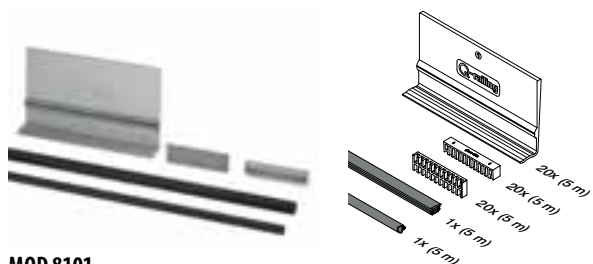
- Til gulve uden afslutning
- Kan også installeres direkte på eller udenpå kanten af en overflade
- Valgfri bundprofil-dækprofiler



Glas gelænder base

Safety Wedge System (gummi- og kilesæt)

Til justerbar fastgørelse af glas



MOD 8101

Tilbehør

SELL OUT	Til hærdet glas	T	
208101-050-12	12		L = 5 m
208101-050-15	15		L = 5 m
208101-050-19	19		L = 5 m

Til lamineret glas

208101-050-13	12,76		L = 5 m
208101-050-14	13,52		L = 5 m
208101-050-17	16,76		L = 5 m
208101-050-18	17,52		L = 5 m
208101-050-21	20,76		L = 5 m
208101-050-22	21,52		L = 5 m

International Design Model Protection

Tilbehør

Easy Glass® multi værktøj

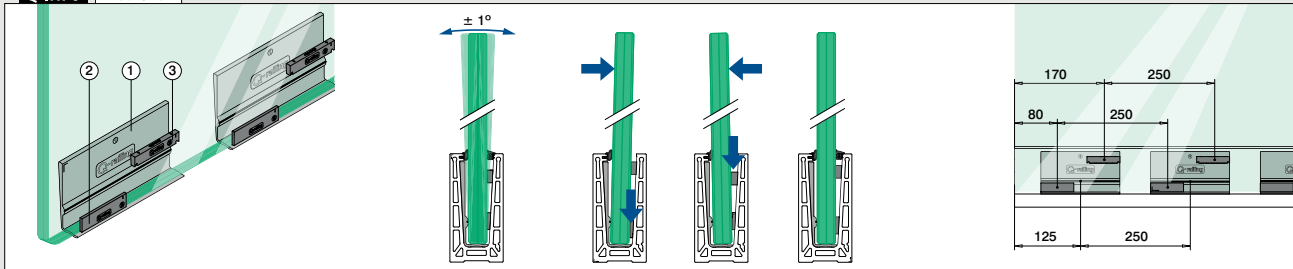


MOD 1001

Tilbehør

	Q	
201001	Q-71	1


Q-INFO MOD 8101



Glas gelænder base

Safety Wedge System (gummi- og kilesæt)

Til fastgørelse af glas



MOD 8100

Tilbehør

SELL OUT	Til hærdet glas	T	
208100-050-12	12		L = 5 m
208100-050-15	15		L = 5 m
208100-050-19	19		L = 5 m

Til lamineret glas

208100-050-13	12,76		L = 5 m
208100-050-14	13,52		L = 5 m
208100-050-17	16,76		L = 5 m
208100-050-18	17,52		L = 5 m
208100-050-21	20,76		L = 5 m
208100-050-22	21,52		L = 5 m

International Design Model Protection

Tilbehør

Easy Glass® multi værktøj

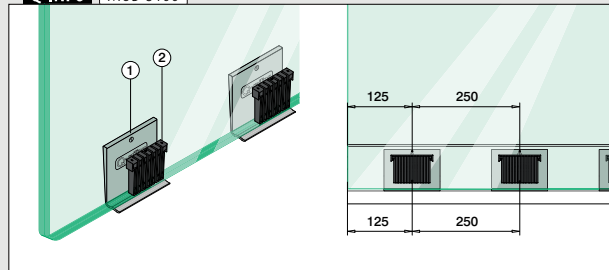


MOD 1001

Tilbehør

	Q	
201001	Q-71	1

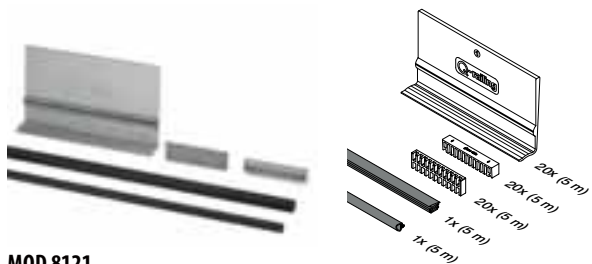
Q-INFO MOD 8100



Glas gelænder base

Safety Wedge System (gummi- og kilesæt)

Til justerbar fastgørelse af glas Easy Glass® Pro F



MOD 8121

Tilbehør

Til hærdet glas		
	T	
208121-050-12	12	L = 5 m
208121-050-15	15	L = 5 m
208121-050-19	19	L = 5 m

Til lamineret glas

SELL OUT	208121-050-13	12,76	L = 5 m
SELL OUT	208121-050-14	13,52	L = 5 m
SELL OUT	208121-050-17	16,76	L = 5 m
SELL OUT	208121-050-18	17,52	L = 5 m
SELL OUT	208121-050-21	20,76	L = 5 m
SELL OUT	208121-050-22	21,52	L = 5 m

International Design Model Protection

Tilbehør

Easy Glass® multi værktøj

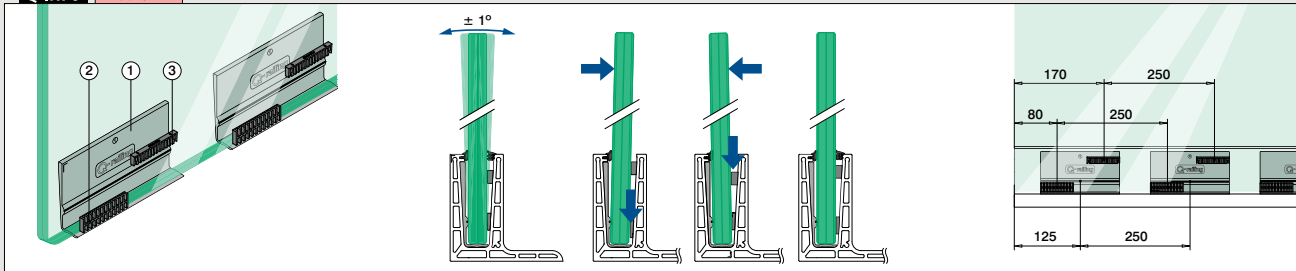


MOD 1001

Tilbehør

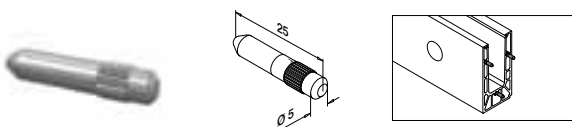
	Q	
201001	Q-71	1

Q-INFO MOD 8121



Glas gelænder base

Forbinderstift



MOD 3005

316 Rå
OUTDOOR


143005		6
--------	--	---



SELL OUT Kun så længe lager haves.

Glas gelænder base

Mellemlagsgummi



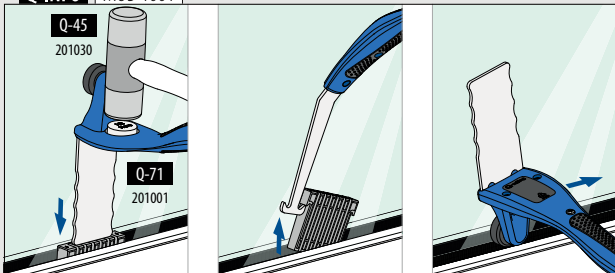
MOD 8105

Tilbehør

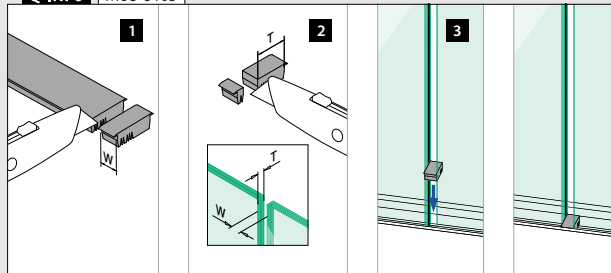
SELL OUT	208105-025		L = 2,5 m
----------	------------	--	-----------



Q-INFO MOD 1001

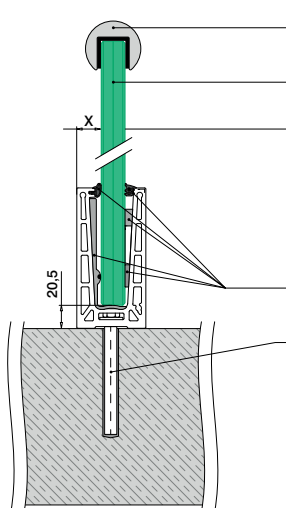


Q-INFO MOD 8105



Glas gelænder base

Bundprofil, topmontering



Valgfri: U-profiler: ■ 169 - 185
Kantbeskyttelse: ■ 166 - 168

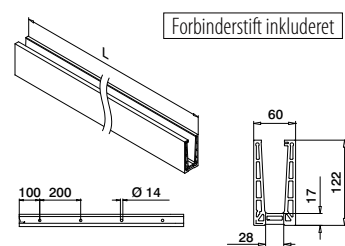

Hærdet/lamineret glas: ■ 160 - 161

Til justerbar fastgørelse af glas X = 18,5
Til ikke-justerbar fastgørelse af glas X = 20,5

Safety Wedge System: ■ 106, 107

Alle ankre: ■ 457 - 463

Der henvises til de respektive certifikater og statiske beregninger til specifikationer såsom monteringsdetaljer, glasmål og glastyper.



MOD 8110

Aluminium Rå

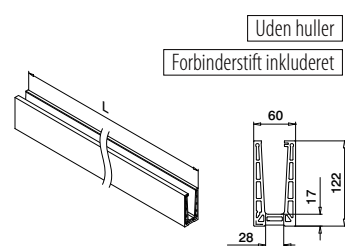
SELL OUT	168110-050-00-00	■ 457 - 463	L = 5 m
----------	------------------	-------------	---------

Aluminium Børstet, anodiseret

SELL OUT	168110-050-00-18	■ 457 - 463	L = 5 m
----------	------------------	-------------	---------



International Design Model Protection



MOD 8110

Aluminium Rå

SELL OUT	168110-050-99-00		L = 5 m
----------	------------------	--	---------

Aluminium Børstet, anodiseret

SELL OUT	168110-050-99-18		L = 5 m
----------	------------------	--	---------



International Design Model Protection

SELL OUT Kun så længe lager haves.

Q-INFO

PREFIX

Q-INFO

MOD 8105
■ 107

Mellemlagsgummi

Q-INFO Aluminium

00	18
Rå	Børstet, anodiseret

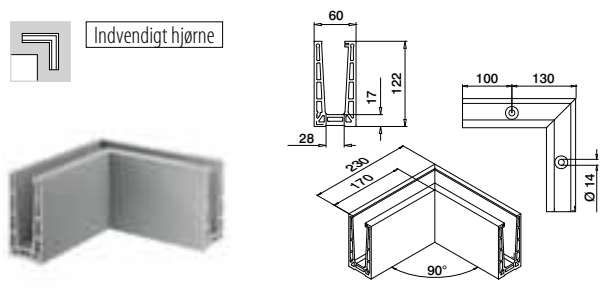
Q-INFO

MOD 3005
■ 107

Ekstra forbindelsesstifter

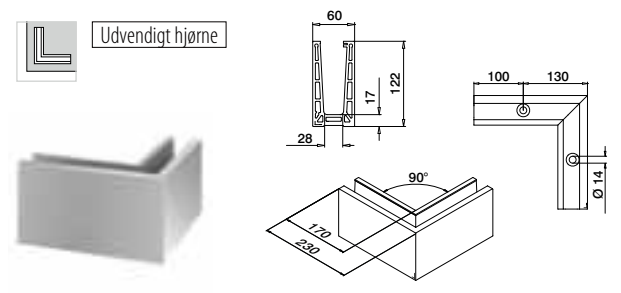
Glas gelænder base

Hjørne, topmontering



MOD 8111
Aluminium Børstet, anodiseret
OUTDOOR

SELL OUT	168111-01-18	457 - 463	1
----------	--------------	-----------	---



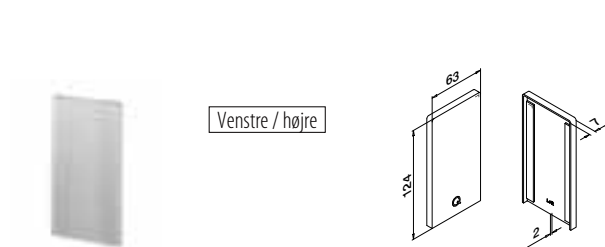
MOD 8111
Aluminium Børstet, anodiseret
OUTDOOR

SELL OUT	168111-02-18	457 - 463	1
----------	--------------	-----------	---



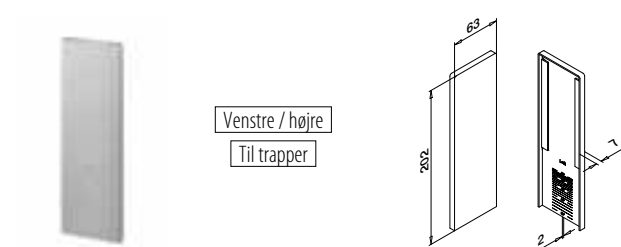
Glas gelænder base

Endekapper, topmontering



MOD 8112
Aluminium Rå
Tape

SELL OUT	168112-00-00	Færdigpakket	1
	Aluminium Børstet, anodiseret OUTDOOR		
SELL OUT	168112-00-18	Klargjort på forhånd	1



MOD 8113
Aluminium Børstet, anodiseret
OUTDOOR **Tape**

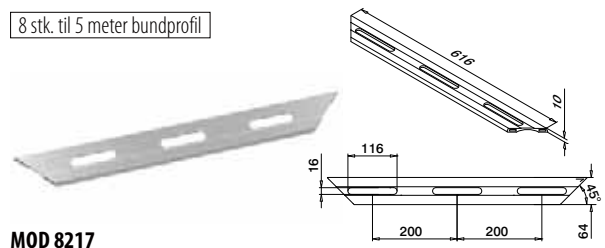
SELL OUT	168113-00-18	Klargjort på forhånd	1
----------	--------------	----------------------	---



Glas gelænder base

Drænprofiler, topmontering

8 stk. til 5 meter bundprofil



MOD 8217
Aluminium Børstet, anodiseret
OUTDOOR

	168217-18		4
--	-----------	--	---

Q-INFO MOD 8217

Samlevejledning:
<https://q-ne.ws/Pro23>

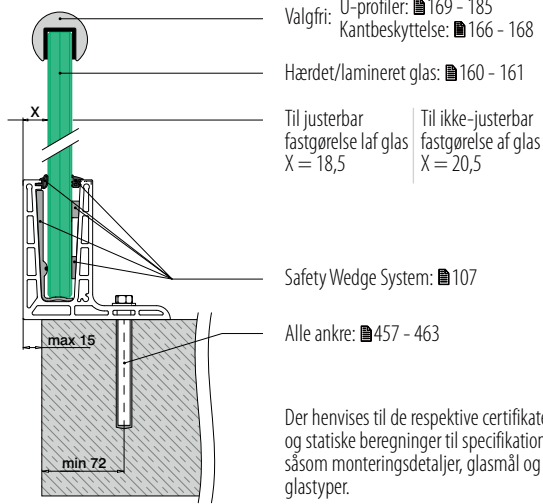
Q-INFO MOD 8112

Q-INFO MOD 8113

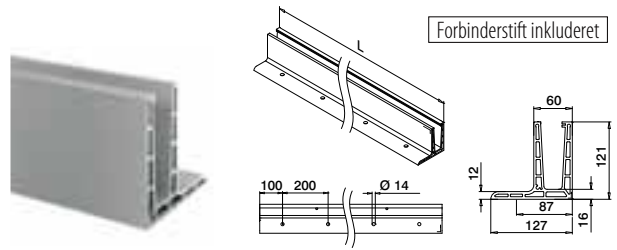
L+R	30°	35°	40°	45°	50°
-----	-----	-----	-----	-----	-----

Glas gelænder base

Bundprofil, topmontering



Der henvises til de respektive certifikater og statiske beregninger til specifikationer såsom monteringsdetaljer, glasmål og glastyper.



MOD 8120

Aluminium Børstet, anodiseret

OUTDOOR

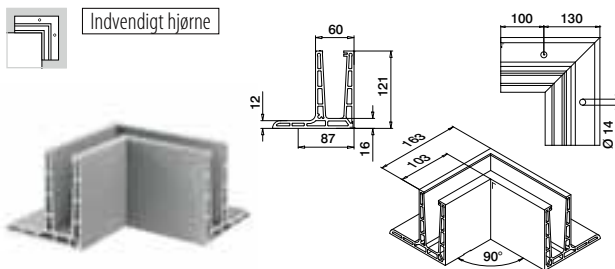
SELL OUT 168120-050-00-18 457 - 463 L = 5 m



International Design Model Protection

Glas gelænder base

Hjørne, topmontering



MOD 8121

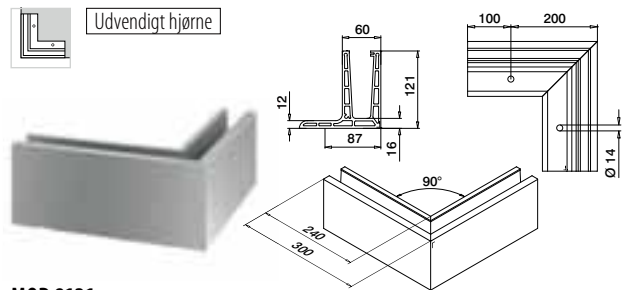
Aluminium Børstet, anodiseret

OUTDOOR

SELL OUT 168121-01-18 457 - 463



1



MOD 8121

Aluminium Børstet, anodiseret

OUTDOOR

SELL OUT 168121-02-18 457 - 463

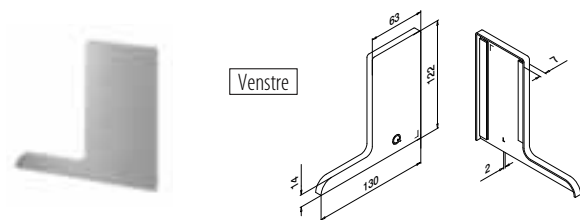


1



Glas gelænder base

Endekapper, topmontering



MOD 8122

Aluminium Børstet, anodiseret

OUTDOOR

Tape

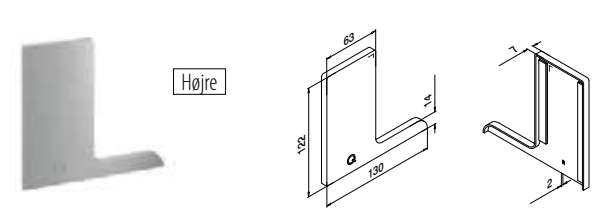
SELL OUT 168122-01-18 Klargjort på forhånd



1



Kun så længe lager haves.



MOD 8122

Aluminium Børstet, anodiseret

OUTDOOR

Tape

SELL OUT 168122-02-18 Klargjort på forhånd



1



Q-INFO MOD 8120

Q-INFO MOD 8120

MOD 8105
107

Mellelagsgummi

Q-INFO MOD 8122

1

2

Q-INFO MOD 8120 / 8121

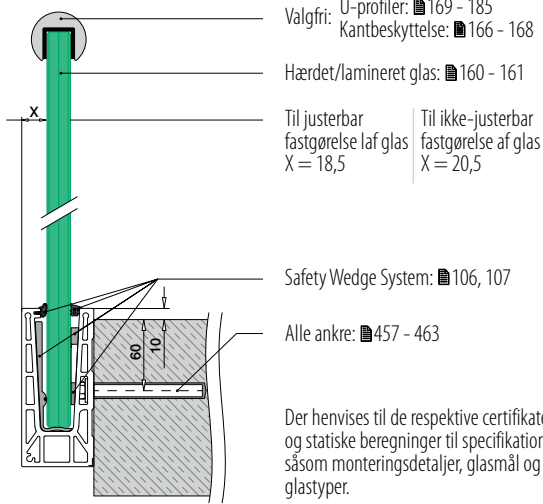
MOD 3005
107

Ekstra forbindelsesstifter



Glas gelænder base

Bundprofil, sidemontering



Valgfri: U-profiler: 169 - 185
Kantbeskyttelse: 166 - 168

Hærdet/lamineret glas: 160 - 161

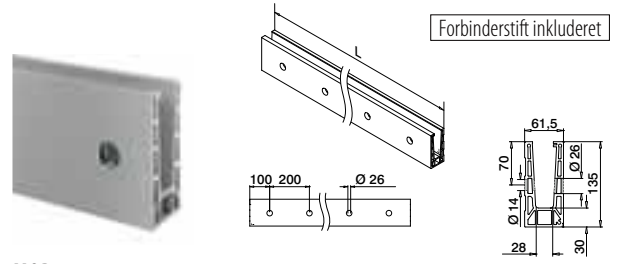
Til justerbar fastgørelse af glas
X = 18,5

Til ikke-justerbar fastgørelse af glas
X = 20,5

Safety Wedge System: 106, 107

Alle ankre: 457 - 463

Der henvises til de respektive certifikater og statiske beregninger til specifikationer såsom monteringsdetaljer, glasmål og glastyper.



MOD 8130

Aluminium Børstet, anodiseret

OUTDOOR

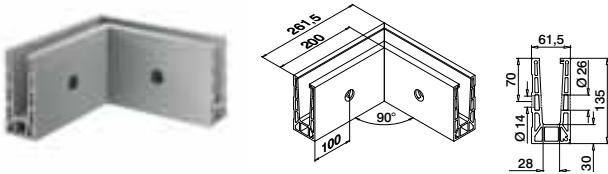
SELL OUT 168130-050-00-18 457 - 463 L = 5 m



International Design Model Protection

Glas gelænder base

Hjørne, sidemontering

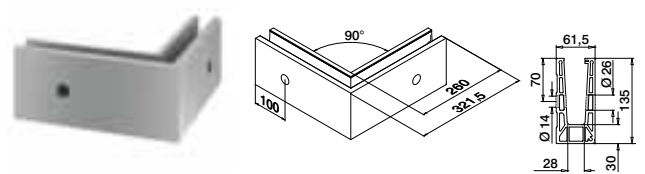


MOD 8131

Aluminium Børstet, anodiseret

OUTDOOR

SELL OUT 168131-01-18 457 - 463 1



MOD 8131

Aluminium Børstet, anodiseret

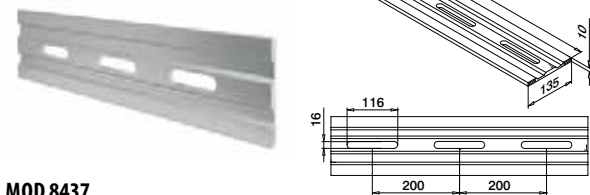
OUTDOOR

SELL OUT 168131-02-18 457 - 463 1

Glas gelænder base

Drænprofiler, sidemontering

8 stk. til 5 meter bundprofil



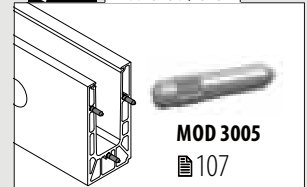
MOD 8437

Aluminium Børstet, anodiseret

OUTDOOR

SELL OUT 168437-18 4

Q-INFO MOD 8130 / 8131

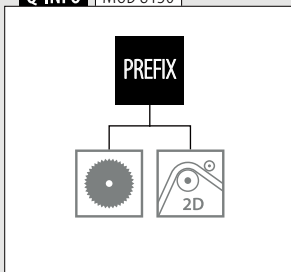


MOD 3005

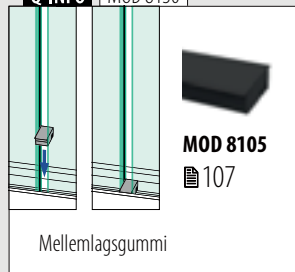
107

Ekstra forbindelsesstifter

Q-INFO MOD 8130



Q-INFO MOD 8130

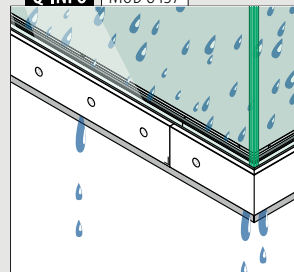


MOD 8105

107

Mellelagsgummi

Q-INFO MOD 8437

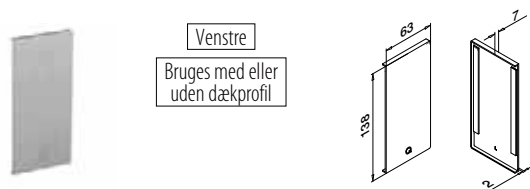


Samlevejledning:



<https://q-ne.ws/Pro23>

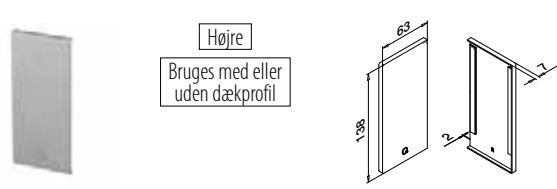
Endekapper, sidemontering



Venstre
Bruges med eller uden dækprofil

MOD 8132

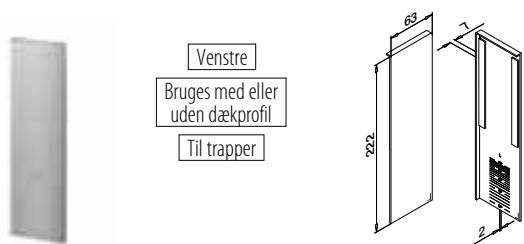
Aluminium	Børstet, anodiseret	
OUTDOOR	Tape	
SELL OUT 168132-01-18	Klargjort på forhånd	1



Højre
Bruges med eller uden dækprofil

MOD 8132

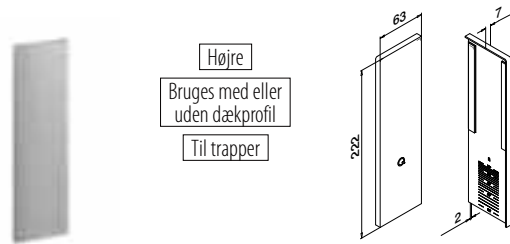
Aluminium	Børstet, anodiseret	
OUTDOOR	Tape	
SELL OUT 168132-02-18	Klargjort på forhånd	1



Venstre
Bruges med eller uden dækprofil
Til trapper

MOD 8133

Aluminium	Børstet, anodiseret	
OUTDOOR	Tape	
SELL OUT 168133-01-18	Klargjort på forhånd	1



Højre
Bruges med eller uden dækprofil
Til trapper

MOD 8133

Aluminium	Børstet, anodiseret	
OUTDOOR	Tape	
SELL OUT 168133-02-18	Klargjort på forhånd	1



Dækprofil, sidemontering



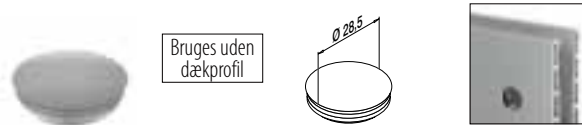
Dækprofil - forside

MOD 8135

Aluminium	Børstet, anodiseret	
OUTDOOR	Tape	
SELL OUT 168135-050-18	Klargjort på forhånd	L = 5 m



Blindprop, sidemontering

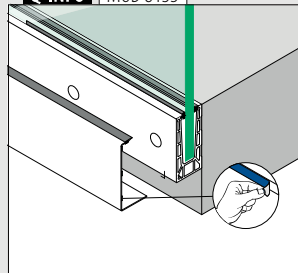


Bruges uden dækprofil

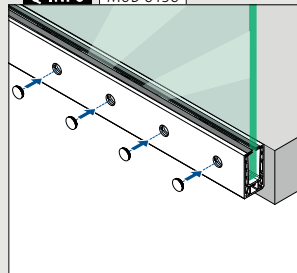
MOD 8138

Plastik	Aluminiumsgrå RAL 9006	
INDOOR	Tape	
SELL OUT 158138-36		10

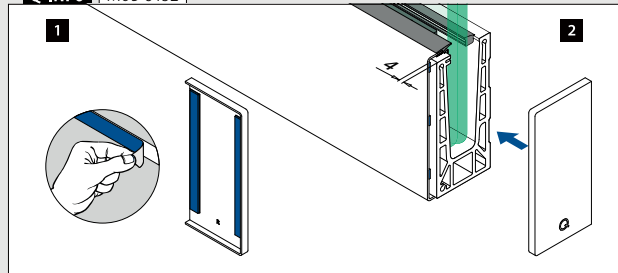
Q-INFO MOD 8135



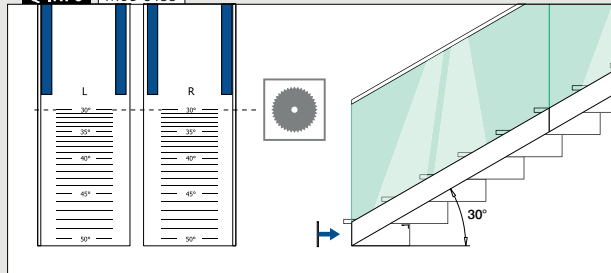
Q-INFO MOD 8138



Q-INFO MOD 8132



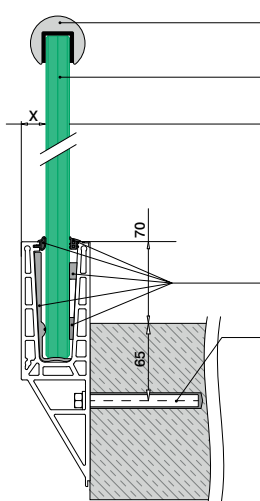
Q-INFO MOD 8133



SELL OUT Kun så længe lager haves.

Glas gelænder base

Bundprofil, sidemontering



Valgfri: U-profiler: ■ 169 - 185
Kantbeskyttelse: ■ 166 - 168

Hærdet/lamineret glas: ■ 160 - 161

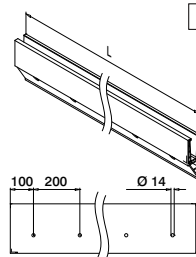

Til justerbar fastgørelse af glas X = 18,5
Til ikke-justerbar fastgørelse af glas X = 20,5

Safety Wedge System: ■ 106, 107

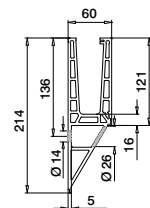
Alle ankre: ■ 457 - 463

Der henvises til de respektive certifikater og statiske beregninger til specifikationer såsom monteringsdetaljer, glasmål og glastyper.

168140-050-00-00 18



Forbinderstift inkluderet



MOD 8140

Aluminium Rå

SELL OUT 168140-050-00-00 ■ 457 - 463 L = 5 m

Aluminium Børstet, anodiseret

OUTDOOR

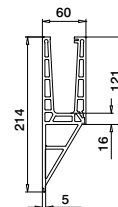
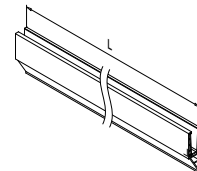
SELL OUT 168140-050-00-18 ■ 457 - 463 L = 5 m



International Design Model Protection

Uden huller

Forbinderstift inkluderet



MOD 8140

Aluminium Børstet, anodiseret

OUTDOOR

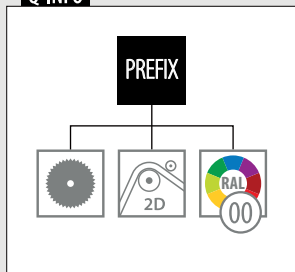
SELL OUT 168140-050-99-18 L = 5 m



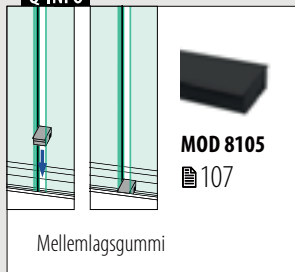
International Design Model Protection

SELL OUT Kun så længe lager haves.

Q-INFO



Q-INFO



Q-INFO Aluminium

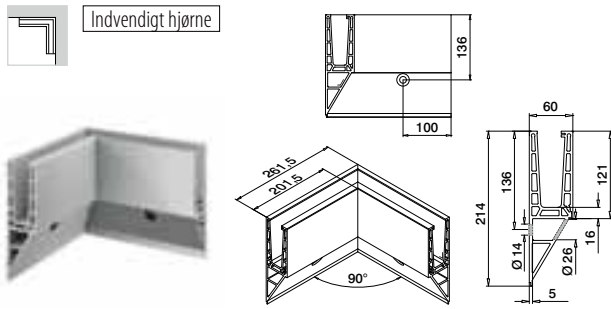


Q-INFO



Glas gelænder base

Hjørne, sidemontering



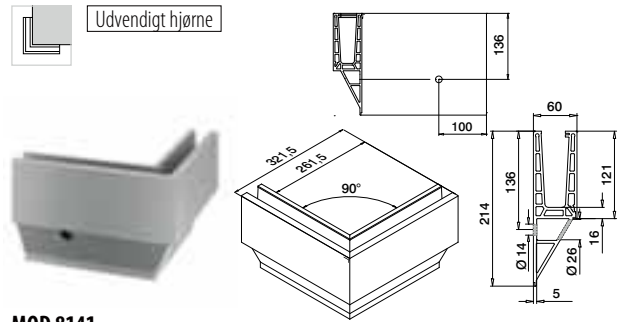
Indvendigt hjørne

MOD 8141

Aluminium Børstet, anodiseret
OUTDOOR



SELL OUT	168141-01-18	457 - 463	1
----------	--------------	-----------	---



Udvendigt hjørne

MOD 8141

Aluminium Børstet, anodiseret
OUTDOOR

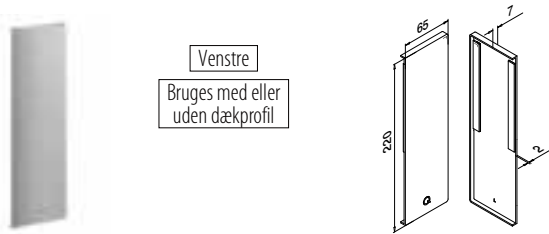


SELL OUT	168141-02-18	457 - 463	1
----------	--------------	-----------	---



Glas gelænder base

Endekapper, sidemontering



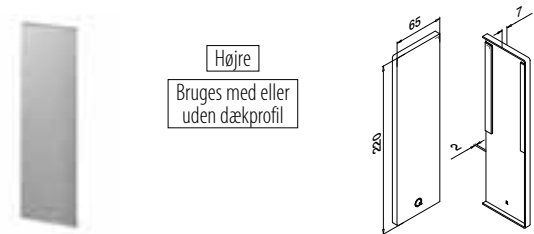
Venstre
Bruges med eller uden dækprofil

MOD 8142

Aluminium Børstet, anodiseret
OUTDOOR



SELL OUT	168142-01-18	Klargjort på forhånd	1
----------	--------------	----------------------	---



Højre
Bruges med eller uden dækprofil

MOD 8142

Aluminium Børstet, anodiseret
OUTDOOR



SELL OUT	168142-02-18	Klargjort på forhånd	1
----------	--------------	----------------------	---

Glas gelænder base

Dækprofil, sidemontering



Dækprofil - forside

MOD 8145

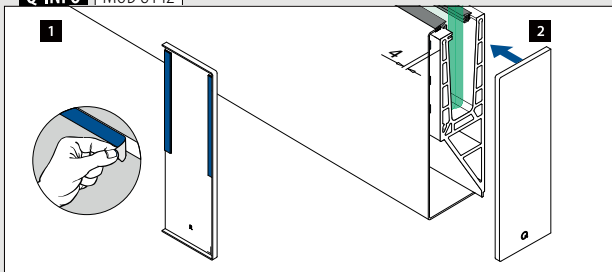
Aluminium Børstet, anodiseret
OUTDOOR



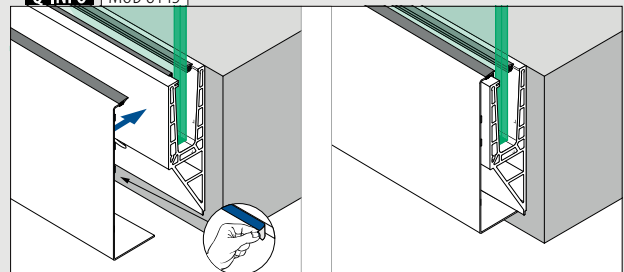
SELL OUT	168145-050-18	Klargjort på forhånd	L = 5 m
----------	---------------	----------------------	---------



Q-INFO MOD 8142



Q-INFO MOD 8145





Designet til: Kraftigt til meget kraftigt belastning
Brug: Indendørs og udendørs
Varianter: Top-, gulv- og sidemontering
Anvendelse: Balkoner, gallerier, gangbroer, skilleelementer og trapper
Materiale: Aluminium (børstet anodiseret og rå)
Glastykkelse: 19 til 31,52 mm

Find alle oplysninger om
Easy Glass Max online:



[https://q-ne.ws/
Max23](https://q-ne.ws/Max23)

EASY GLASS[®] MAX

Usædvanligt stærkt og sikkert



Dette elegante og stærke system kan nemt klare ekstremt store belastninger og høje vindhastigheder. Dets kombination af kvaliteter gør Max til det perfekte valg til offentlige steder med ekstra høje krav såsom stadions, lufthavne og indkøbscentre.

Easy Glass® Max	DK
Max. linje belastning (kN/m)	3,0

Vær opmærksom på specifikationerne for montering og glas dimensioner i hvert certifikat.

Internationalt testet/beregnet/certificeret:



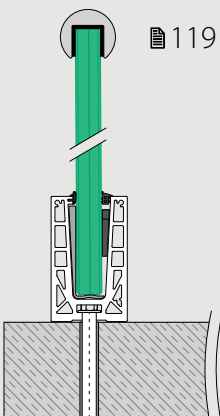
- 1 Det perfekte valg til offentlige steder med ekstra høje krav såsom stadions.
- 2 Kan monteres direkte på beton uden behov for en stålstruktur.



EASY GLASS® MAX - VARIANTER

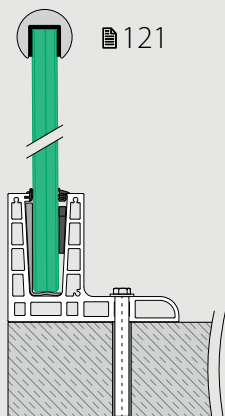
Max Topmontering

- Også til gulvmontering



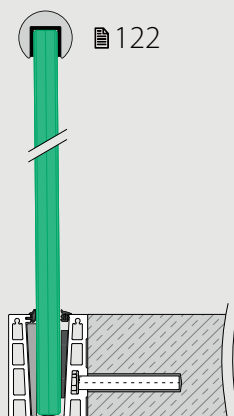
Max F Topmontering

- Til gulve uden afslutning
- Kan også installeres direkte på eller udenpå kanten af en overflade



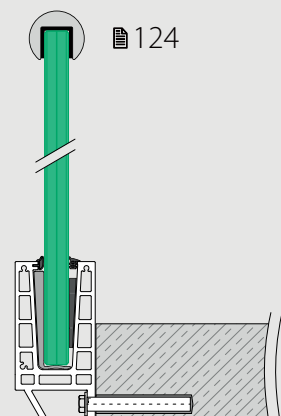
Max Sidemontering

- Dækprofiler til bundprofiler tilbydes



Max Y Sidemontering


- Til gulve uden afslutning
- Kan også installeres direkte på eller udenpå kanten af en overflade
- Valgfri bundprofil-dækprofiler



Glas gelænder base

Safety Wedge System (gummi- og kilesæt)

Til fastgørelse af glas



MOD 8500

Tilbehør		
Til hærdet glas	T	
208500-050-19	19	L = 5 m
208500-050-25	25	L = 5 m
<hr/>		
208500-250-19	19	L = 25 m
<hr/>		
Til lamineret glas		
208500-050-21	20,76	L = 5 m
208500-050-22	21,52	L = 5 m
208500-050-24	24,76	L = 5 m
208500-050-26	25,52	L = 5 m
208500-050-32	31,52	L = 5 m
<hr/>		
208500-250-21	20,76	L = 25 m
208500-250-22	21,52	L = 25 m
208500-250-24	24,76	L = 25 m
208500-250-26	25,52	L = 25 m
208500-250-32	31,52	L = 25 m

International Design Model Protection

Tilbehør

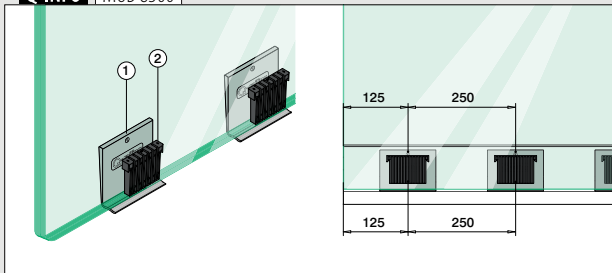
Easy Glass® multi værktøj




MOD 1001

Tilbehør		
	Q	
201001	Q-71	1

Q-INFO MOD 8500



Q-INFO MOD 1001



Tilbehør

Enkelt gummiliste



MOD 8506

Tilbehør		
208506-250-00		L = 25 m

NEW



MOD 8506

Tilbehør		
Til hærdet glas	T	
208506-250-19	19	L = 25 m

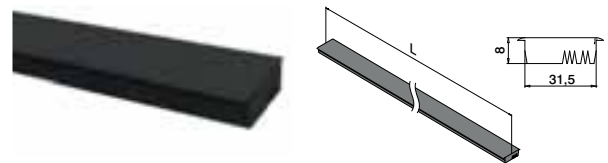
Til lamineret glas

208506-250-22	20,76 - 21,52	L = 25 m
208506-250-26	24,76 - 25,52	L = 25 m
208506-250-32	31,52	L = 25 m

NEW

Glas gelænder base

Mellemlagsgummi

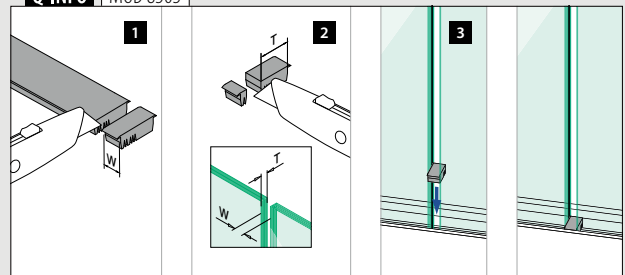


MOD 8505

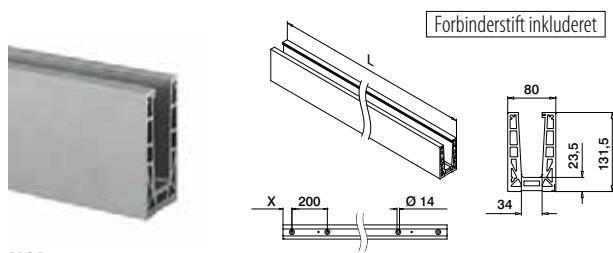
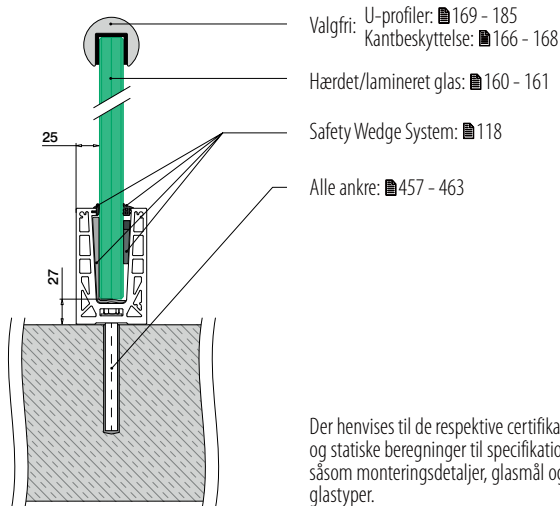
Tilbehør		
208505-025		L = 2,5 m



Q-INFO MOD 8505



Glas gelænder base
Bundprofil, topmontering



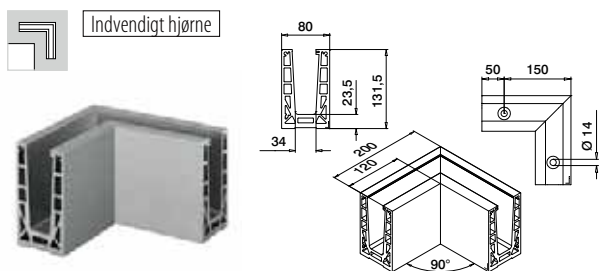
MOD 8510

Aluminium		Rå	X	457 - 463	L = 2,5 m
NEW	168510-025-00-00	50			
NEW	168510-050-00-00	100			
Aluminium		Børstet, anodiseret	OUTDOOR		
	168510-025-00-18	50			L = 2,5 m
NEW	168510-050-00-18	100			L = 5 m



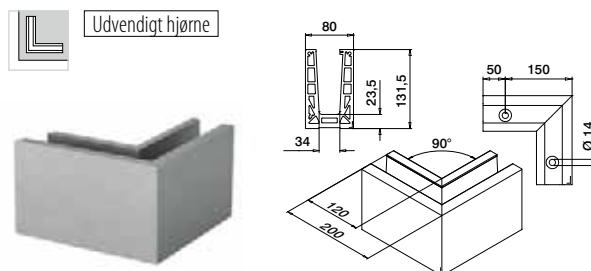
International Design
 Model Protection

Glas gelænder base
Hjørne, topmontering



MOD 8511

Aluminium		Børstet, anodiseret	OUTDOOR	457 - 463	1
	168511-01-18				

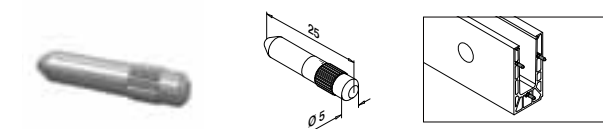


MOD 8511

Aluminium		Børstet, anodiseret	OUTDOOR	457 - 463	1
	168511-02-18				



Glas gelænder base
Forbinderstift



MOD 3005

316		Rå	OUTDOOR	6
	143005			



Q-INFO MOD 8510

PREFIX

Q-INFO MOD 8510

MOD 8505
118

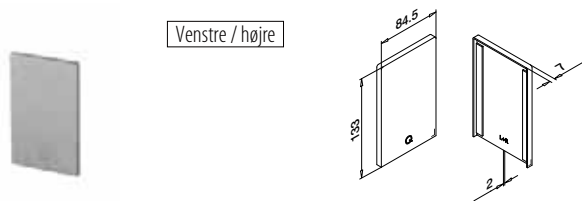
Mellemlagsgummi

Q-INFO Aluminium

00	18
Rå	Børstet, anodiseret

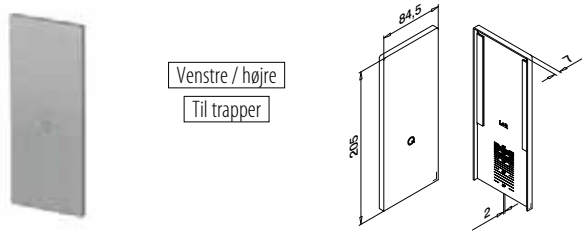
Glas gelænder base

Endekapper, topmontering



MOD 8512

Aluminium	Børstet, anodiseret		
OUTDOOR	Tape		
168512-00-18	Klargjort på forhånd	1	



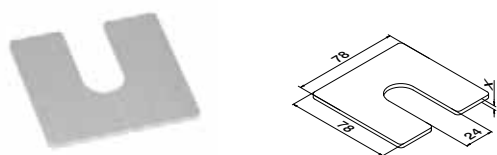
MOD 8513

Aluminium	Børstet, anodiseret		
OUTDOOR	Tape		
168513-00-18	Klargjort på forhånd	1	



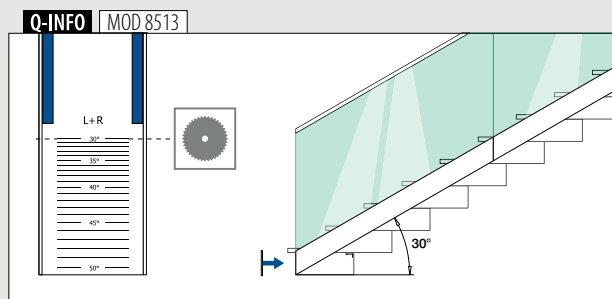
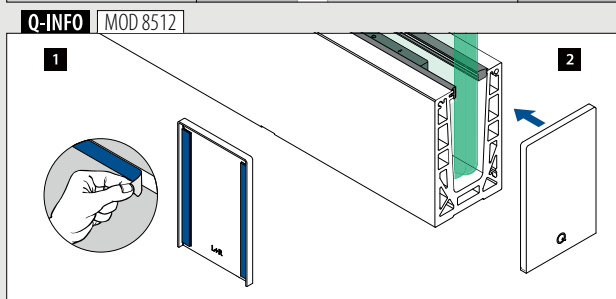
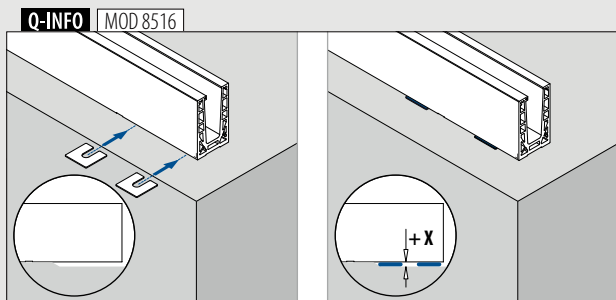
Glas gelænder base

Justeringsplade, topmontering

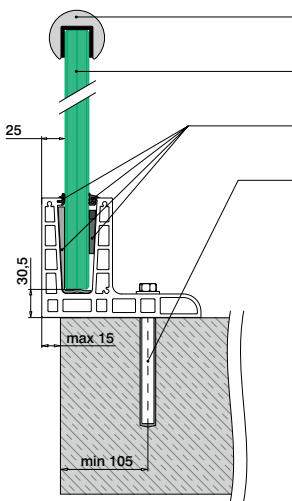


MOD 8516

Aluminium	Rå		
	X		
168516-001	1	100	
168516-002	2	100	
168516-003	3	100	

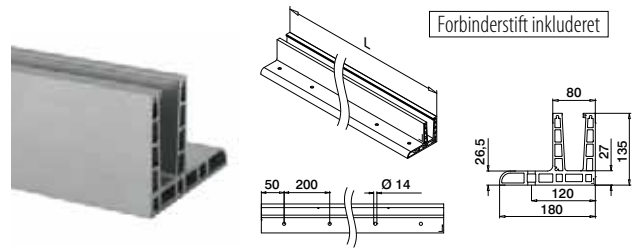


Glas geländer base
Bundprofil, topmontering



- Valgfri: U-profiler: ■ 169 - 185
 Kantbeskyttelse: ■ 166 - 168
- Hærdet/lamineret glas: ■ 160 - 161
- Safety Wedge System: ■ 118
- Alle ankre: ■ 457 - 463

Der henvises til de respektive certifikater og statiske beregninger til specifikationer såsom monteringsdetaljer, glasmål og glastyper.



MOD 8520
Aluminium Børstet, anodiseret
OUTDOOR
 168520-025-00-18 ■ 457 - 463 L = 2,5 m

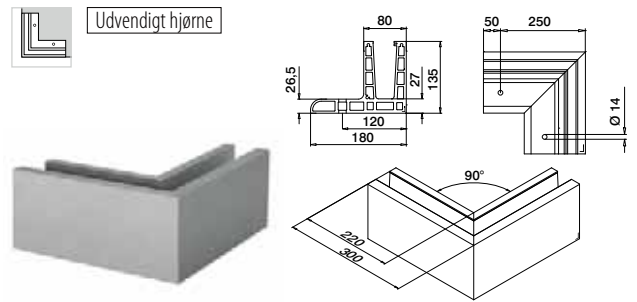


International Design
 Model Protection

Glas geländer base
Hjørne, topmontering



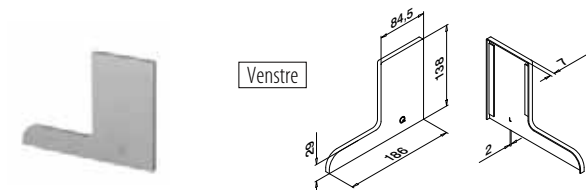
MOD 8521
Aluminium Børstet, anodiseret
OUTDOOR
 168521-01-18 ■ 457 - 463 1



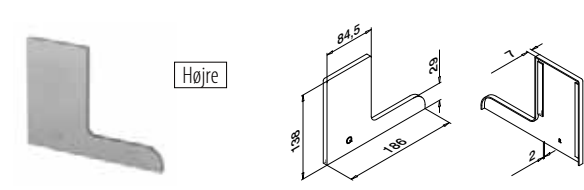
MOD 8521
Aluminium Børstet, anodiseret
OUTDOOR
 168521-02-18 ■ 457 - 463 1



Glas geländer base
Endekapper, topmontering



MOD 8522
Aluminium Børstet, anodiseret
OUTDOOR **Tape**
 168522-01-18 Klargjort på forhånd 1



MOD 8522
Aluminium Børstet, anodiseret
OUTDOOR **Tape**
 168522-02-18 Klargjort på forhånd 1

Q-INFO MOD 8520

Q-INFO MOD 8520

Mellemlagsgummi

Q-INFO MOD 8522

Glas gelænder base

Bundprofil, sidemontering

Valgfri: U-profiler: ■ 169 - 185
Kantbeskyttelse: ■ 166 - 168

Hærdet/lamineret glas: ■ 160 - 161

Safety Wedge System: ■ 118

Alle ankre: ■ 457 - 463

Der henvises til de respektive certifikater og statiske beregninger til specifikationer såsom monteringsdetaljer, glasmål og glastyper.

MOD 8530

Aluminium Børstet, anodiseret

OUTDOOR

168530-025-00-18 ■ 457 - 463 L = 2,5 m

PREFIX



International Design
Model Protection

Glas gelænder base

Hjørne, sidemontering

Indvendigt hjørne

MOD 8531

Aluminium Børstet, anodiseret

OUTDOOR

168531-01-18 ■ 457 - 463 1



Udvendigt hjørne

MOD 8531

Aluminium Børstet, anodiseret

OUTDOOR

168531-02-18 ■ 457 - 463 1



Q-INFO MOD 8530

PREFIX

Q-INFO MOD 8530

MOD 8505
■ 118

Mellelaggummi

Endekapper, sidemontering



Venstre

MOD 8532

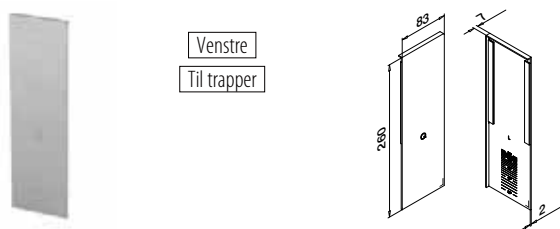
Aluminium	Børstet, anodiseret	
OUTDOOR	Tape	
168532-01-18	Klargjort på forhånd	1



Højre

MOD 8532

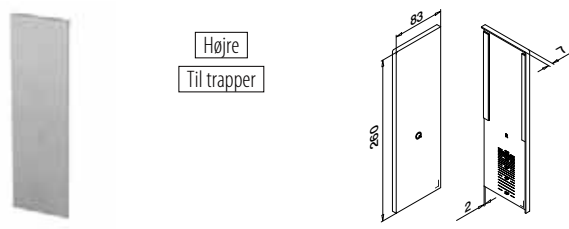
Aluminium	Børstet, anodiseret	
OUTDOOR	Tape	
168532-02-18	Klargjort på forhånd	1



Venstre
Til trapper

MOD 8533

Aluminium	Børstet, anodiseret	
OUTDOOR	Tape	
168533-01-18	Klargjort på forhånd	1



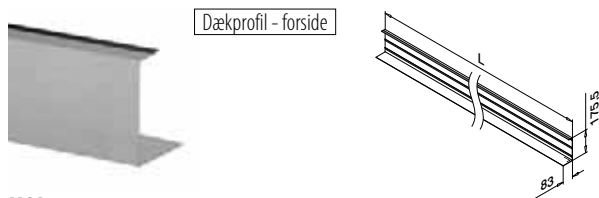
Højre
Til trapper

MOD 8533

Aluminium	Børstet, anodiseret	
OUTDOOR	Tape	
168533-02-18	Klargjort på forhånd	1



Dækprofil, sidemontering



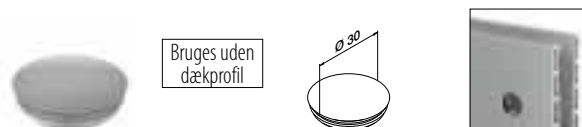
Dækprofil - forside

MOD 8535

Aluminium	Børstet, anodiseret	
OUTDOOR	Tape	
168535-050-18	Klargjort på forhånd	L = 5 m



Blindprop, sidemontering

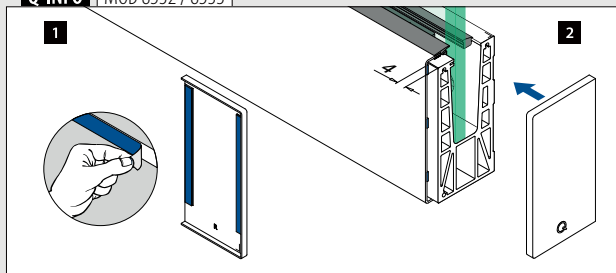


Bruges uden
dækprofil

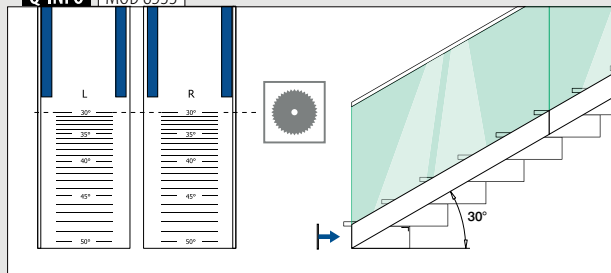
MOD 8538

Plastik	Aluminiumgrå RAL 9006	
INDOOR		
158538-36		10

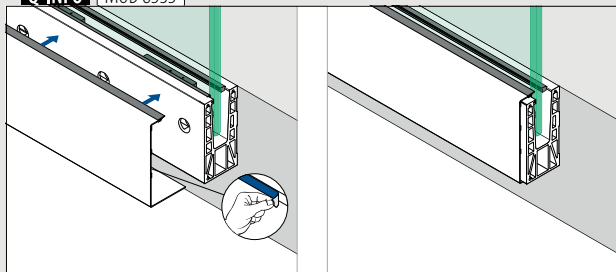
Q-INFO MOD 8532 / 8533



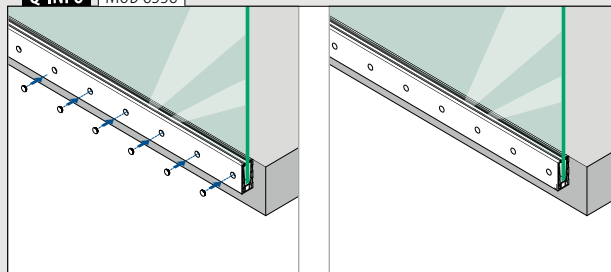
Q-INFO MOD 8533



Q-INFO MOD 8535

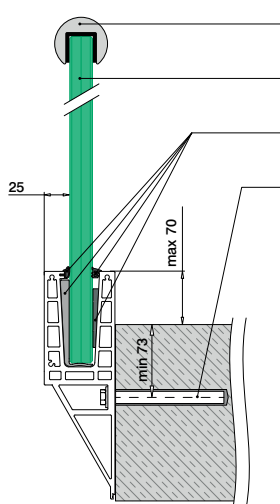


Q-INFO MOD 8538



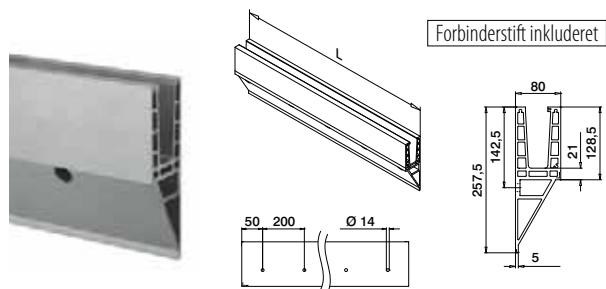
Glas gelænder base

Bundprofil, sidemontering



- Valgfri: U-profiler: █ 169 - 185
Kantbeskyttelse: █ 166 - 168
- Hærdet/lamineret glas: █ 160 - 161
- Safety Wedge System: █ 118
- Alle ankre: █ 457 - 463

Der henvises til de respektive certifikater og statiske beregninger til specifikationer såsom monteringsdetaljer, glasmål og glastyper.



MOD 8540

Aluminium Børstet, anodiseret

OUTDOOR

168540-025-00-18

█ 457 - 463

L = 2,5 m



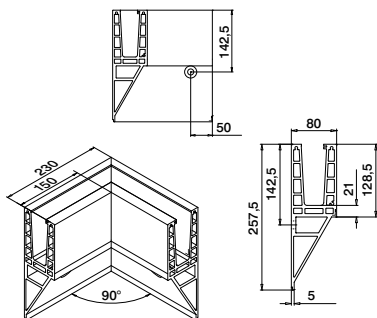
International Design
Model Protection

Glas gelænder base

Hjørne, sidemontering



Indvendigt hjørne



MOD 8541

Aluminium Børstet, anodiseret

OUTDOOR

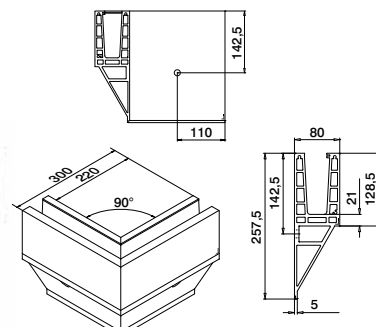
168541-01-18

█ 457 - 463

1



Udvendigt hjørne



MOD 8541

Aluminium Børstet, anodiseret

OUTDOOR

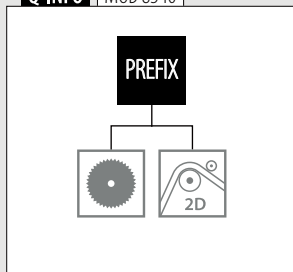
168541-02-18

█ 457 - 463

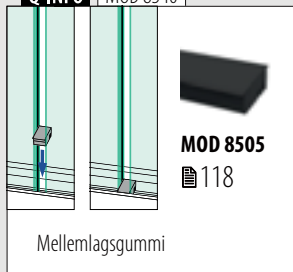
1



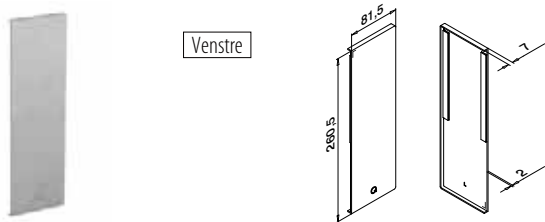
Q-INFO MOD 8540



Q-INFO MOD 8540



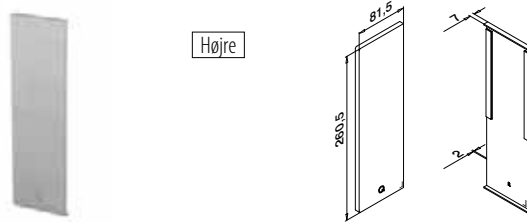
Endekapper, sidemontering



Venstre

MOD 8542

Aluminium	Børstet, anodiseret	
OUTDOOR	Tape	
168542-01-18	Klargjort på forhånd	1

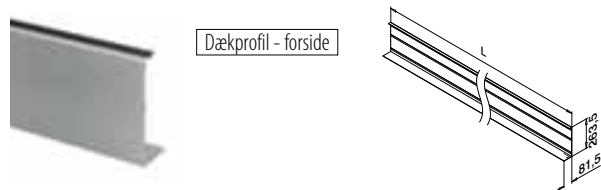


Højre

MOD 8542

Aluminium	Børstet, anodiseret	
OUTDOOR	Tape	
168542-02-18	Klargjort på forhånd	1

Dækprofil, sidemontering



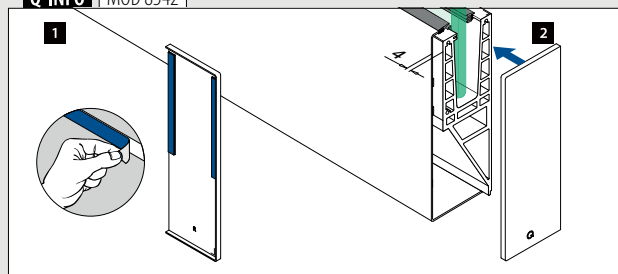
Dækprofil - forside

MOD 8545

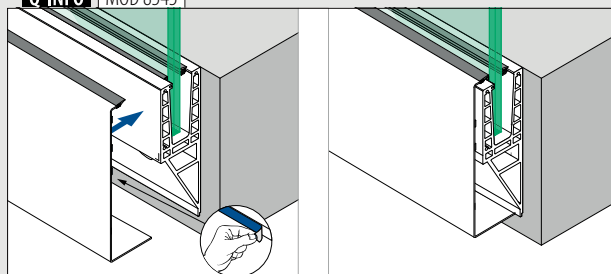
Aluminium	Børstet, anodiseret	
OUTDOOR	Tape	
168545-050-18	Klargjort på forhånd	L = 5 m



Q-INFO MOD 8542



Q-INFO MOD 8545





Designet til:

Brug:

Varianter:

Anvendelser:

Materiale:

Glasykkelse:

Let og middel belastning

Indendørs og udendørs

Top-, gulv- og sidemontering

Balkoner, gallerier, tagterrasser

Aluminium (rå og børstet

anodiseret)

12 til 17,52 mm,

maks. 700 mm høje

Find alle oplysninger om

Easy Glass Up online:



[https://q-ne.ws/
Up23](https://q-ne.ws/Up23)

EASY GLASS[®] UP



Uhindret udsigt fra alle steder, der er omkranset af lave mure

Easy Glass® Up er den ultimative løsning til ethvert område omgivet af halvmure. Dens ultra-slanke bundprofiler – enten top- eller side- monterede – sikrer en uhindret udsigt, og du kan bruge systemet til at skabe et balkongelænder med glasfyldninger, som er op til 700 mm høje. Det er den bedste løsning, hvis du vil have mest muligt ud af en tagterrace.

Easy Glass® Up	DK
Max. linje belastning (kN/m)	1,0

Vær opmærksom på specifikationerne for montering og glas dimensioner, samt glastyper i hvert certifikat.

Internationalt testet/beregnet/certificeret:



- 1 Med kun en enkelt bundprofil, som blot er 80 mm høj, giver Up fri udsigt fra enhver altan eller tagterrace med halvmure.
- 2 Du kan nemt montere det fra indersiden.

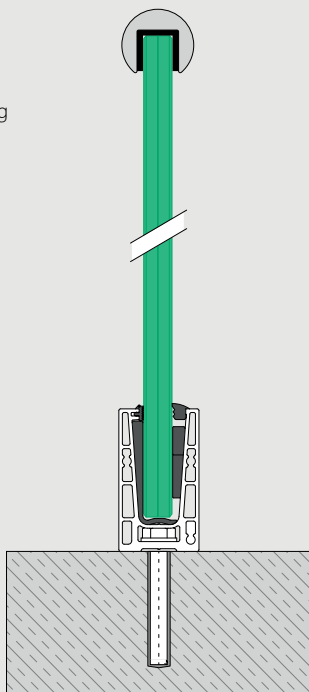


EASY GLASS® UP - VARIANTER

Up Topmontering

- Til halvmure
- Også til gulvmontering

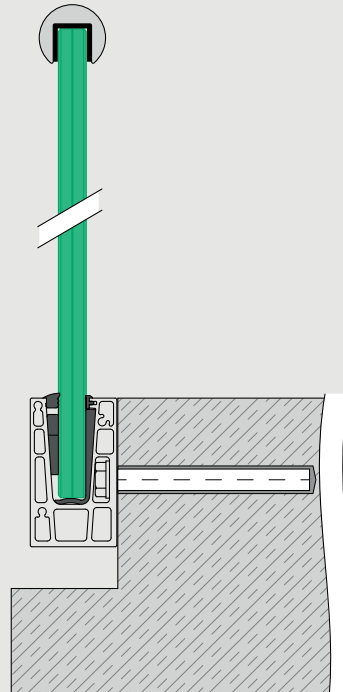
130



Up Sidemontering

- Til halvmure (spejlvendt montering)
- Valgfri bundprofil-dækprofiler


131



Glas gelænder base

Safety Wedge System (gummi- og kilesæt)

Til fastgørelse af glas



MOD 6600

Tilbehør		
Til hærdet glas	T	
206600-050-12	12	L = 5 m
206600-050-15	15	L = 5 m

Til lamineret glas

206600-050-13	12,76	L = 5 m
206600-050-14	13,52	L = 5 m
206600-050-17	16,76	L = 5 m
206600-050-18	17,52	L = 5 m

Tilbehør

Easy Glass® multi værktøj

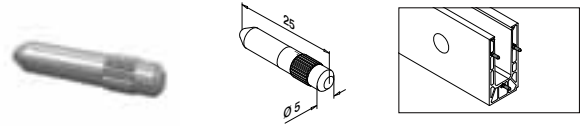


MOD 1001

Tilbehør		
	Q	
201001	Q-71	1

Glas gelænder base

Forbinderstift

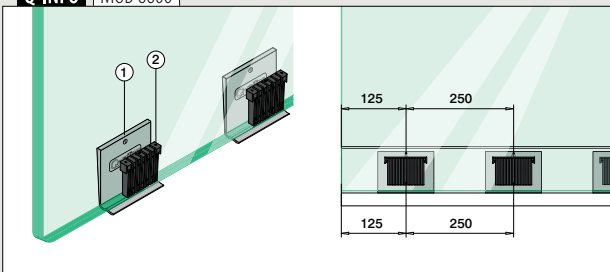


MOD 3005

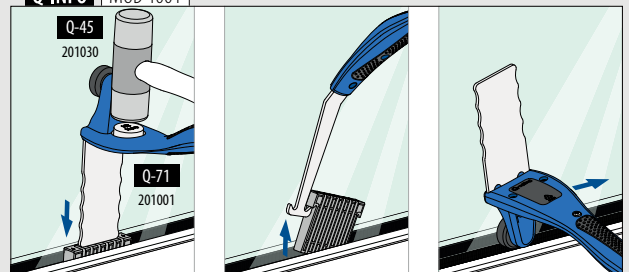
316	Rå	
OUTDOOR		
143005		6



Q-INFO MOD 6600



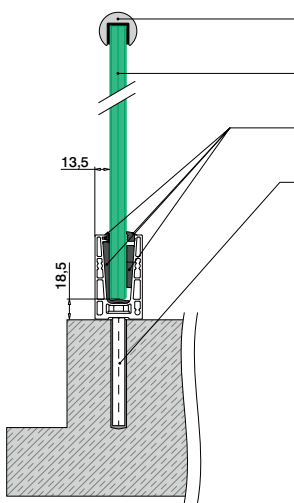
Q-INFO MOD 1001





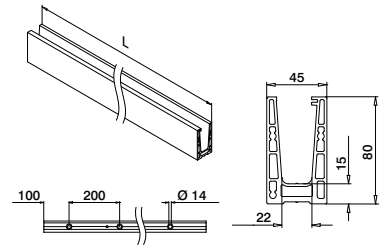
Glas gelænder base

Bundprofil, topmontering



- Valgfri: U-profiler: ■ 169 - 185
Kantbeskyttelse: ■ 166 - 168
- Hærdet/lamineret glas: ■ 160 - 161
- Safety Wedge System: ■ 128
- Alle ankre: ■ 457 - 463

Der henvises til de respektive certifikater og statiske beregninger til specifikationer såsom monteringsdetaljer, glasmål og glastyper.



MOD 6610

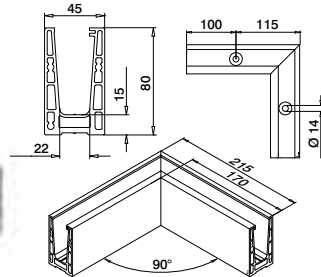
Aluminium	Rå		
166610-050-00-00	■ 457 - 463	L = 5 m	
Aluminium	Børstet, anodiseret		
OUTDOOR			
166610-050-00-18	■ 457 - 463	L = 5 m	



International Design Model Protection

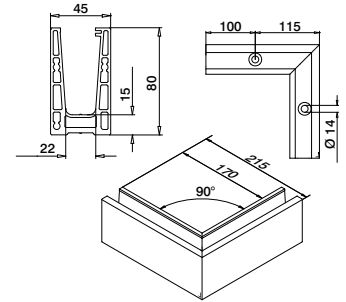
Glas gelænder base

Hjørne, topmontering



MOD 6611

Aluminium	Børstet, anodiseret		
OUTDOOR			
166611-01-18	■ 457 - 463	1	



MOD 6611

Aluminium	Børstet, anodiseret		
OUTDOOR			
166611-02-18	■ 457 - 463	1	

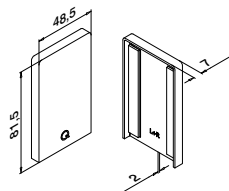


Glas gelænder base

Endekapper, topmontering



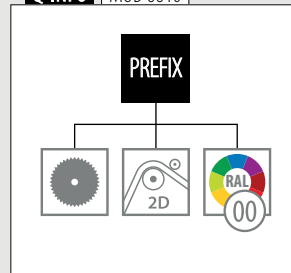
Venstre / højre



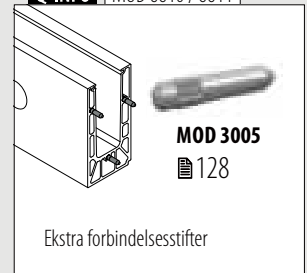
MOD 6612

Aluminium	Rå		
	Tape		
166612-00-00	Færdigpakket	1	
Aluminium	Børstet, anodiseret		
OUTDOOR			
166612-00-18	Klargjort på forhånd	1	

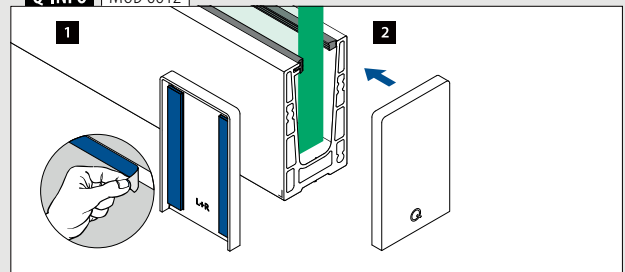
Q-INFO MOD 6610



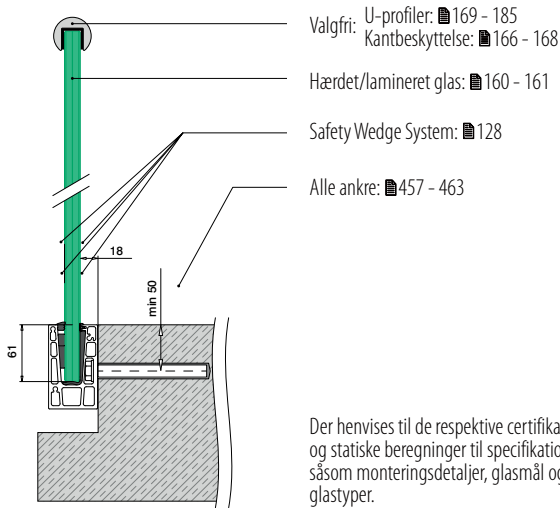
Q-INFO MOD 6610 / 6611



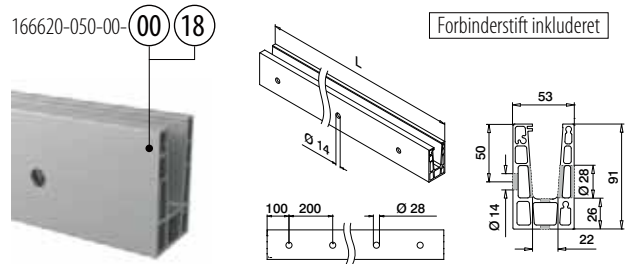
Q-INFO MOD 6612



Glas gelænder base
Bundprofil, sidemontering



Der henvises til de respektive certifikater og statiske beregninger til specifikationer såsom monteringsdetaljer, glasmål og glastyper.



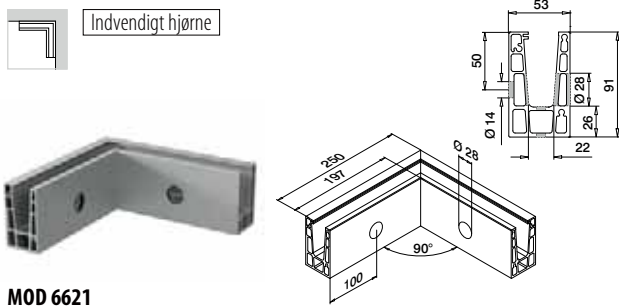
MOD 6620

Aluminium Rå	X		
166620-050-00-00	100	457 - 463	L = 5 m
Aluminium Børstet, anodiseret			
OUTDOOR			
166620-050-00-18	100	457 - 463	L = 5 m



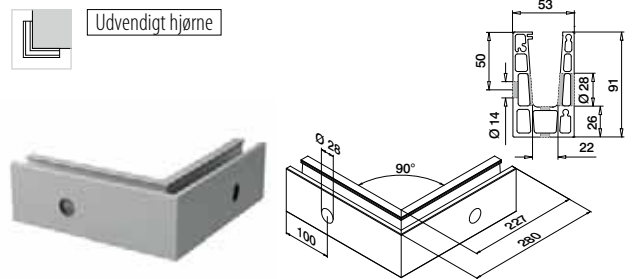
International Design Model Protection

Glas gelænder base
Hjørne, sidemontering



MOD 6621

Aluminium Børstet, anodiseret		
OUTDOOR		
166621-01-18	457 - 463	1

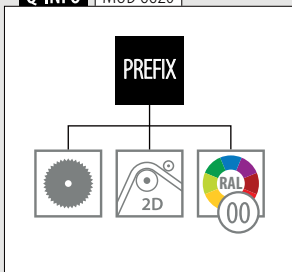


MOD 6621

Aluminium Børstet, anodiseret		
OUTDOOR		
166621-02-18	457 - 463	1



Q-INFO MOD 6620



Q-INFO Aluminium

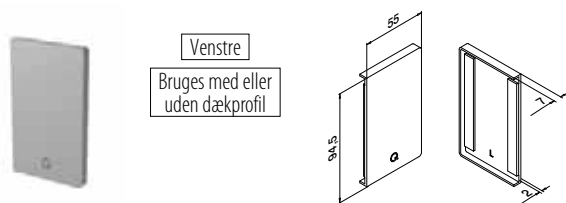


Q-INFO



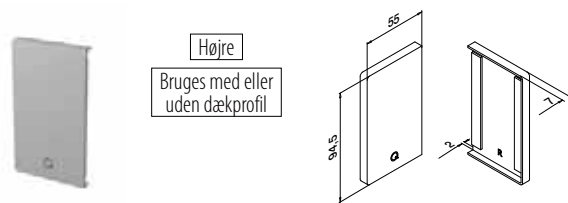
Glas gelænder base

Endekapper, sidemontering



MOD 6622

Aluminium	Rå	Tape	
166622-01-00	Færdigpakket		1
Aluminium	Børstet, anodiseret		
OUTDOOR			
166622-01-18	Klargjort på forhånd		1



MOD 6622

Aluminium	Rå	Tape	
166622-02-00	Færdigpakket		1
Aluminium	Børstet, anodiseret		
OUTDOOR			
166622-02-18	Klargjort på forhånd		1

Glas gelænder base

Dækprofil, sidemontering



MOD 6625

Aluminium	Rå	Tape	
166625-050-00	Ikke inkluderet*	L = 5 m	
Aluminium	Børstet, anodiseret		
OUTDOOR			
166625-050-18	Klargjort på forhånd	L = 5 m	



*Bestill MOD 1360 (tape)

Tilbehør

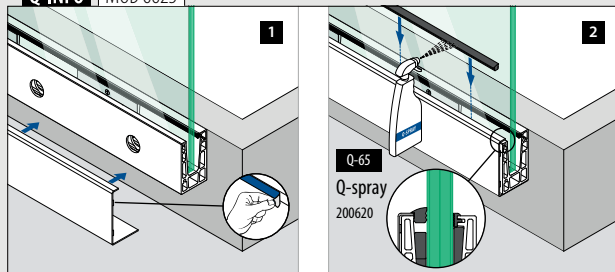
Dobbeltklæbende tape



MOD 1360

Tilbehør	Q	W	L	
201360	Q-53	9	33 m (til 11 m dækprofil)	1

Q-INFO | MOD 6625



Q-INFO | MOD 6625-050-00 / 1360



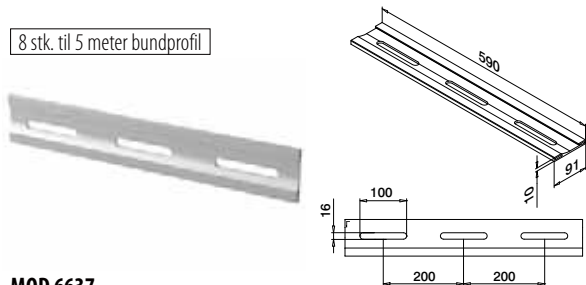
Q-INFO | Aluminium



Glas gelænder base

Drænprofiler, sidemontering

8 stk. til 5 meter bundprofil

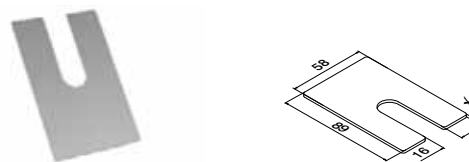


MOD 6637

Aluminium	Børstet, anodiseret	
OUTDOOR		
166637-18		4

Glas gelænder base

Justeringsplade, sidemontering



MOD 6636

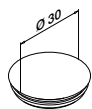
Aluminium	Rå	X	
166636-001		1	100
166636-002		2	100
166636-003		3	100

Glas gelænder base

Blindprop, sidemontering



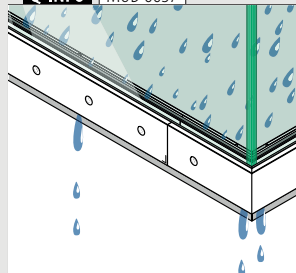
Bruges uden dækprofil



MOD 8538

Plastik	Aluminiumsgrå RAL 9006	
INDOOR		
158538-36		10

Q-INFO MOD 6637

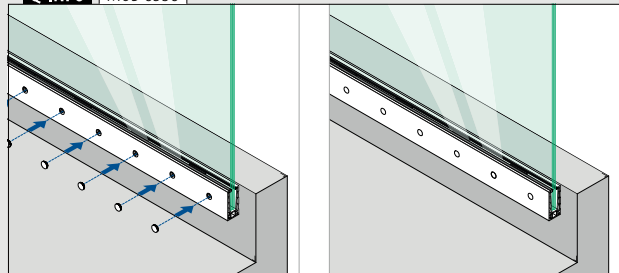


Samlevejledning:

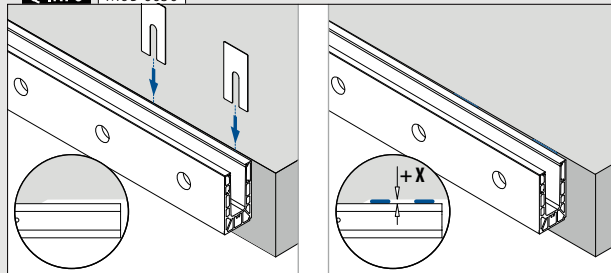


<https://q-ne.ws/Up23>

Q-INFO MOD 8538



Q-INFO MOD 6636





Designet til: Let og middel belastning
Brug: Indendørs og udendørs
Varianter: Mellem vægge
Anvendelse: Balkoner og franske balkoner
Materiale: Aluminium (rå, mat sølveffekt, børstet anodiseret eller pulverlakeret i RAL 9005 sort), stål (pulverlakeret RAL 7047 og katodisk beskyttelse), rustfrit stål (børstet eller pulverlakeret i RAL 9005 sort)

Glastykkelse: 8 til 13,52 mm

Find alle oplysninger om
Easy Glass Hybrid online:



[https://q-ne.ws/
Hybrid23](https://q-ne.ws/Hybrid23)

EASY GLASS® HYBRID

Det gennemsigtige, vægmonterede balkongelænder



Hvis du ønsker at installere et gelænder mellem to vægge, for eksempel på en balkon, der ikke rager ud fra facaden, er Easy Glass® Hybrid det ideelle valg. Med en minimalistisk bundprofil og stærk fastgørelse til væggen på begge sider giver dette system en gennemsigtig, men alligevel robust struktur for større spændvidder.

Easy Glass® Hybrid	DK
Max. linje belastning (kN/m)	1,0
Max. bredde (meter)	3,0

Vær opmærksom på specifikationerne for montering og glas dimensioner, samt glastyper i hvert certifikat.

Internationalt testet/beregnet/certificeret:



- 1 Hybrid er den perfekte løsning til montering mellem væggene på en altan – det mest minimalistiske glasgelænder til montering mellem to altanvægge.
- 2 Skab et ubrudt glasparti på op til 3000 mm.
- 3 Hybrid fås med smukt matchende design til dets top- og bundprofiler.



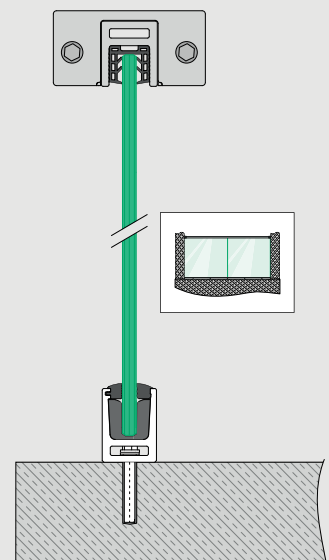
EASY GLASS® HYBRID

Hybrid

Topmontering

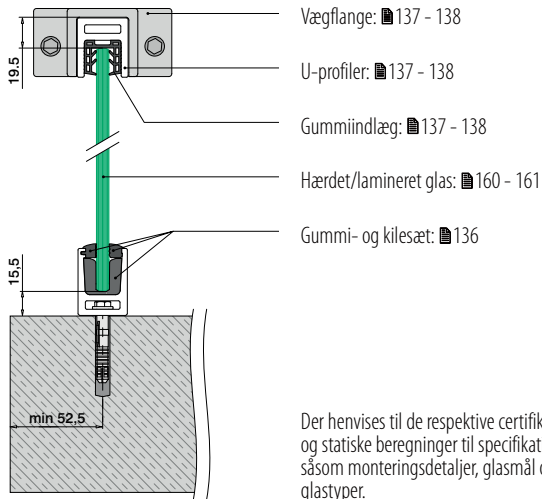
- Til montering mellem vægge

136



Glas gelænder base

Bundprofil, topmontering - mellem vægge



Der henvises til de respektive certifikater og statiske beregninger til specifikationer såsom monteringsdetaljer, glasmål og glastyper.

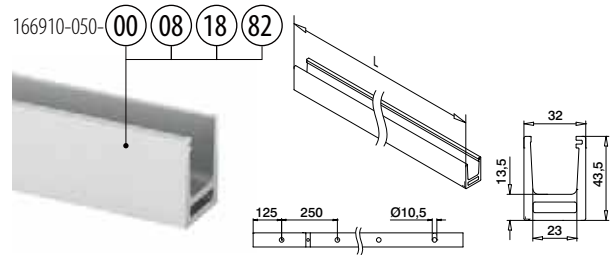
Glas gelænder base

Endekapper



MOD 6912

Aluminium	Rå	Tape	
166912-00-00	Færdigpakket		2
Aluminium	Mat sølveffekt	OUTDOOR	
SELL OUT 166912-00-08	Klargjort på forhånd		2
Aluminium	Børstet, anodiseret	OUTDOOR	
NEW 166912-00-18	Klargjort på forhånd		2
Aluminium	Black Line	OUTDOOR	
NEW 166912-00-82	Færdigpakket		2



MOD 6910

Aluminium	Rå		
166910-050-00	QS-213	468	L = 5 m
Aluminium	Mat sølveffekt	OUTDOOR	
SELL OUT 166910-050-08	QS-213	468	L = 5 m
Aluminium	Børstet, anodiseret	OUTDOOR	
NEW 166910-050-18	QS-213	468	L = 5 m
Aluminium	Black Line	OUTDOOR	
NEW 166910-050-82	QS-213	468	L = 5 m




International Design
Model Protection

Glas gelænder base

Gummi- og kilesæt

Til fastgørelse af glas

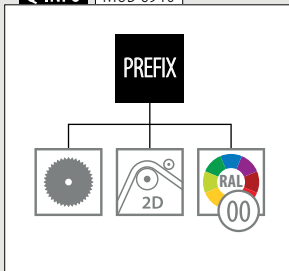


MOD 6910

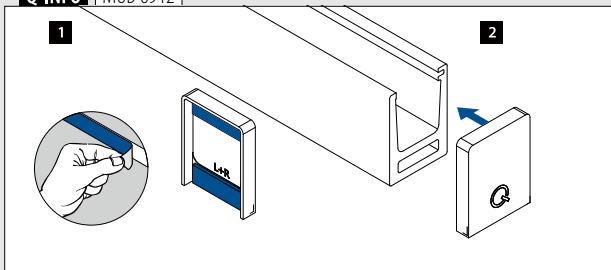
Tilbehør	T	
Til hærdet glas		
206910-08	8	L = 5 m
206910-10	10	L = 5 m
Til lamineret glas		
206910-08	8,76 - 9,52	L = 5 m
206910-10	10,76 - 11,52	L = 5 m
206910-13	12,76 - 13,52	L = 5 m

International Design Model Protection

Q-INFO MOD 6910



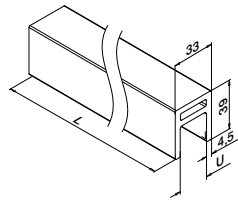
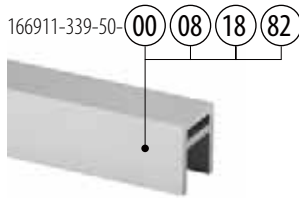
Q-INFO MOD 6912



SELL OUT Kun så længe lager haves.

Q-INFO Aluminium





MOD 6911

Aluminium Rå

	U	
166911-339-50-00	24	L = 5 m

Aluminium Mat sølveffekt

	OUTDOOR	
166911-339-50-08	24	L = 5 m

SELL OUT

Aluminium Børstet, anodiseret

	OUTDOOR	
166911-339-50-18	24	L = 5 m

NEW

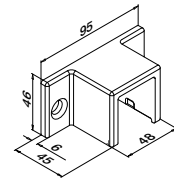
Aluminium Black Line

	OUTDOOR	
166911-339-50-82	24	L = 5 m

NEW



International Design Model Protection



MOD 6515

316 Børstet

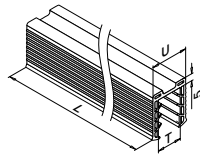
	OUTDOOR		
146515-339-12	QS-214 468		2

316 Black Line

	OUTDOOR		
146515-339-82	QS-214 468		2



Gummiindlæg



MOD 5124

Tilbehør

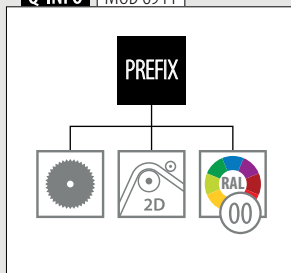
U = 24 mm

	T	
205124-050-08	8 - 10	L = 5 m

Til lamineret glas

205124-050-08	8,76 - 10,76	L = 5 m
205124-050-11	11,52 - 13,52	L = 5 m

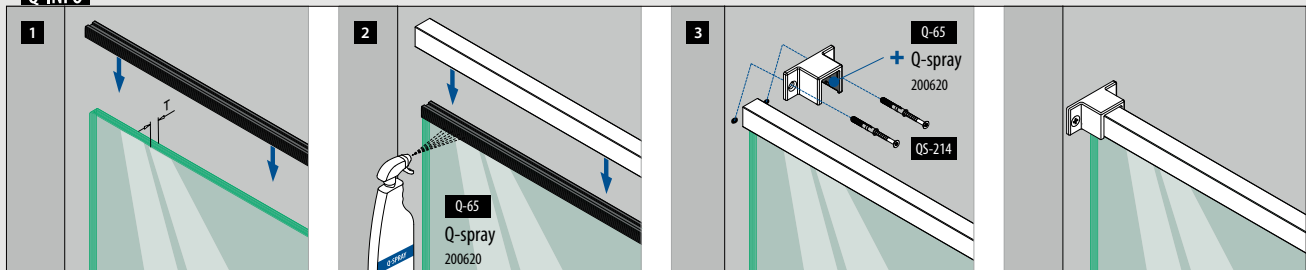
Q-INFO MOD 6911



Q-INFO 316



Q-INFO

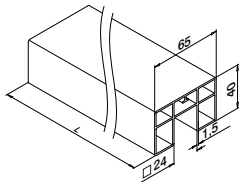



U-profil / notrør

U-profiler

HYBRID 65x40

166924-654-50-00 08



MOD 6924

Aluminium Rå

166924-654-50-00	65 x 40	L = 5 m
------------------	---------	---------

Aluminium Mat sølveffekt
OUTDOOR

166924-654-50-08	65 x 40	L = 5 m
------------------	---------	---------

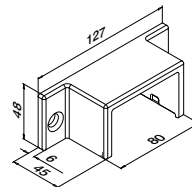


International Design Model Protection

U-profil / notrør

Vægflange

HYBRID 65x40



MOD 6515

Stål Pulverlakeret RAL 7047

OUTDOOR

116515-654-34	QS-214 468	2
---------------	------------	---

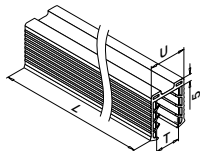
Stål Katodisk beskyttelse

116515-654-30	QS-214 468	2
---------------	------------	---



U-profil / notrør

Gummiindlæg



MOD 5124

Tilbehør

U = 24 mm

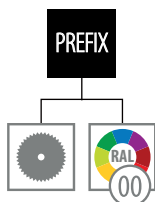
Til hærdet glas	T	
205124-050-08	8 - 10	L = 5 m

Til lamineret glas

205124-050-08	8,76 - 10,76	L = 5 m
205124-050-11	11,52 - 13,52	L = 5 m

SELL OUT Kun så længe lager haves.

Q-INFO MOD 6924




Q-INFO MOD 6924



Tilføj LED-belysning (Linear Light) ved at bruge MOD 6926 U-profilen

Q-INFO Stål MOD 6515



Katodisk beskyttelse

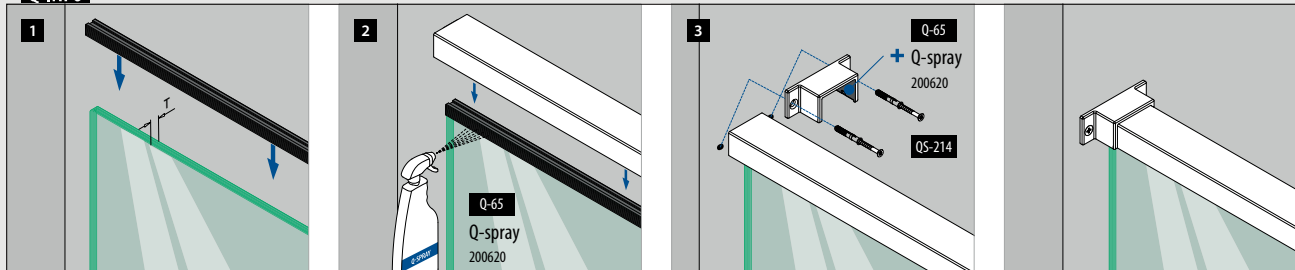
34 RAL 7047

Pulverlakeret

Telegrå 4, silkeagtig, glat

E-coat, også kaldet elektroforese-primer er et tyndt lag på 15 µ, som tilfører et beskyttelseslag (primerbelægning) til stålprodukter. Efter E-coating er produktet klar til den endelige overfladebehandling, som kan være lakering eller pulverlakering.

Q-INFO







Brug:	Indendørs og udendørs
Anvendelse:	Balkoner, gallerier, gangbroer, skilleelementer og trapper
Materiale:	Rustfrit stål (børstet, poleret eller pulverlakeret i RAL 9005 sort)
Glastykkelse:	12 til 21,52 mm

Find alle oplysninger om
Easy Glass gulv glasklemmer
online:



[https://q-ne.ws/
BaseGlassClamps23](https://q-ne.ws/BaseGlassClamps23)

EASY GLASS®


GULV GLASKLEMMER

ET UIMODSTÅELIGT
ALTERNATIV

MOD 6100

144

- Let belastning
- Med forlængede huller
- Går gennem glasset



MOD 6200

145

- Let belastning
- Med forlængede huller
- Går gennem glasset

Til et glasgelænder med et helt originalt look



MOD 6000

142

- Let belastning
- Enkelt-anker-montering
- Fastholder glasset
- Valgfri sikkerhedsstift
- Indbygget vaterpas
- Ingen synlige skruer



MOD 6400

143

- Let og mellem belastning
- Dobbelt-anker-montering
- Fastholder glasset
- Sikkerhedsstift er ikke nødvendig
- Ingen synlige skruer

MOD 6400

DK

Max. linje belastning (kN/m)

1,0

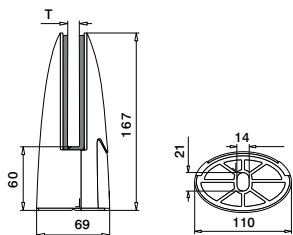
Vær opmærksom på specifikationerne for montering og glas dimensioner, samt glastyper i hvert certifikat. Ønsker du flere oplysninger, så besøg venligst vores hjemmeside.

Internationalt testet/beregnet/certificeret:



Glas gelænder base

Gulv glasklemmer - MOD 6000



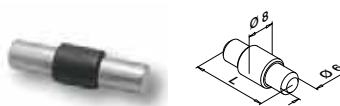
MOD 6000

316 Børstet		T		
OUTDOOR				
146000-12	Se T i MOD 5060	457 - 463	1	
316 Poleret		T		
OUTDOOR				
146000-10	Se T i MOD 5060	457 - 463	1	

International Design Model Protection

Tilbehør

Sikkerhedsstifter



Valgfri brug til MOD 6000

MOD 5015

Tilbehør	L	
205015-24	30	4

Glas gelænder base

Gummiindlæg til MOD 6000



2 styk per glasklemme

MOD 5060

Tilbehør		
Til hærdet glas	T	
205060-12	12	2
205060-15	15	2
Til lamineret glas		
205060-13	12,76	2
205060-14	13,52	2
205060-17	16,76	2
205060-18	17,52	2

SELL OUT Kun så længe lager haves.

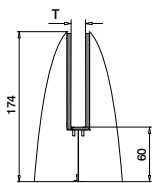
Q-INFO MOD 5015

Valgfri sikkerhedsstift. Bestil sikkerhedsstift og skruer separat.

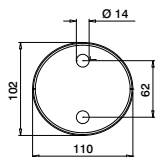


MOD 6000

Gulv glasklemmer - MOD 6400



Stålkerne /
rustfrit stål-kappe



MOD 6400

316 Børstet

OUTDOOR

T



146400-12 Se T i MOD 5064

457 - 463

1

316 Poleret

OUTDOOR

SELL
OUT

146400-10 Se T i MOD 5064

457 - 463

1



International Design
Model Protection

Gummiindlæg til MOD 6400



1 set per
glasklemme

MOD 5064

Tilbehør


Til hærdet glas	T	
205064-15	15	1
205064-19	19	1

Til lamineret glas

205064-17	16,76	1
205064-18	17,52	1
205064-21	20,76	1
205064-22	21,52	1


Q-INFO **316**

10



Poleret

12



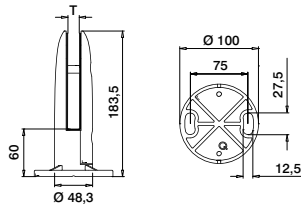
Børstet



MOD 6400

Glas gelænder base

Gulv glasklemmer - MOD 6100



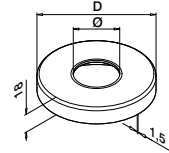
MOD 6100

316	Børstet		
OUTDOOR	T		
146100-12	Se T i MOD 5061	457 - 463	1
316	Poleret		
OUTDOOR			
SELL OUT 146100-10	Se T i MOD 5061	457 - 463	1



Glas gelænder base

Dækkapper til MOD 6100



MOD 0512

316	Børstet		
OUTDOOR	Ø	D	
140512-048-12	48,3	105	2
316	Poleret		
OUTDOOR			
SELL OUT 140512-048-10	48,3	105	2

Glas gelænder base

Gummiindlæg til MOD 6100



2 styk per glasklemme

MOD 5061

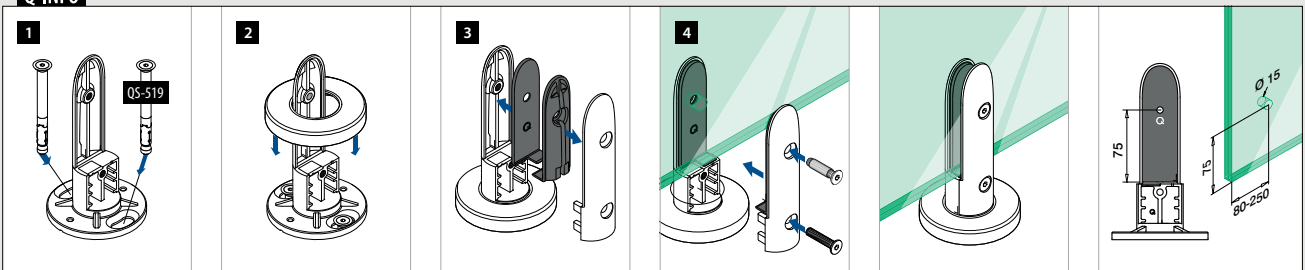
Tilbehør		
Til hærdet glas	T	
205061-12	12	2
Til lamineret glas		
205061-13	12,76	2
205061-17	16,76	2
205061-18	17,52	2



MOD 6100

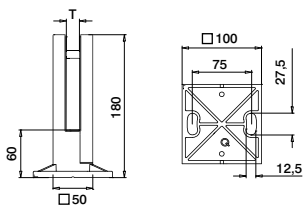
SELL OUT Kun så længe lager haves.

Q-INFO



Glas gelænder base

Gulv glasklemmer - MOD 6200



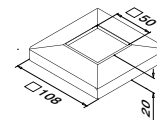
MOD 6200

316 Børstet		T		
OUTDOOR				
146200-12	Se Ti MOD 5062	457 - 463	1	
316 Poleret				
OUTDOOR				
SELL OUT 146200-10	Se Ti MOD 5062	457 - 463	1	
316 Black Line				
OUTDOOR				
NEW 146200-82	Se Ti MOD 5062	457 - 463	1	



Glas gelænder base

Dækkapper til MOD 6200



MOD 4562

316 Børstet			
OUTDOOR			
144562-12		2	
316 Poleret			
OUTDOOR			
SELL OUT 144562-10		2	
316 Black Line			
OUTDOOR			
NEW 144562-82		2	

Glas gelænder base

Gummiindlæg til MOD 6200



2 styk per glasklemme

MOD 5062


Tilbehør		
Til hærdet glas	T	
205062-12	12	2
205062-15	15	2
Til lamineret glas		
205062-13	12,76	2
205062-14	13,52	2
205062-17	16,76	2
205062-18	17,52	2



MOD 6200


Q-INFO 316

10



Poleret

12



Børstet

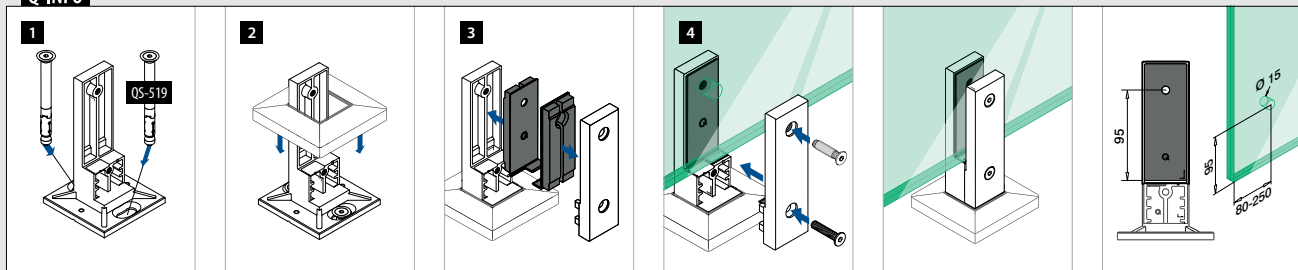
82 RAL 9005



Pulverlakeret

Sort, mat, struktur overflade

Q-INFO





Designet til:	Let og middel belastning
Brug:	Indendørs og udendørs
Varianter:	Topmontering
Anvendelse:	Balkoner, gallerier, gangbroer og skilleelementer
Materiale:	Rustfrit stål 316 (glasperleblæst og mat)
Glastykkelse:	15 til 21,52 mm

Find alle oplysninger om
Easy Glass Air online:



[https://q-ne.ws/
Air23](https://q-ne.ws/Air23)

EASY GLASS[®] AIR



Gør en forskel

Easy Glass® Air gør det muligt at give ethvert hjem og enhver erhvervsbygning en arkitektonisk wow-faktor! Glasværnet har en avanceret gulv-glasklemme med særlige signaturelementer. De glasblæste klemmers lette og luftige design får det til at se ud som om glaspanelerne svæver. Resultatet er ren elegance og maksimal gennemsigtighed.


Easy Glass® Air	DK
Max. linje belastning (kN/m)	0,5

Vær opmærksom på specifikationerne for montering og glas dimensioner, samt glastyper i hvert certifikat.

Internationalt testet/beregnet/certificeret:

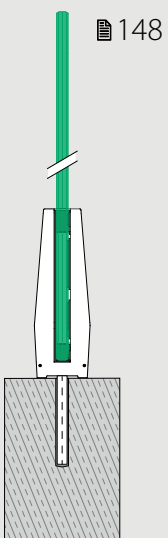


- 1 Air koordinerer smukt bundklemmens og den dobbelte glasklemmes design, hvilket gør den unik på markedet.
- 2 Systemet giver en komplet løsning til halvklemmer, inklusive endekapper.

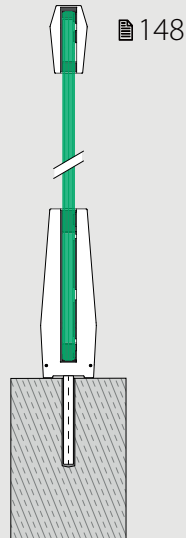


EASY GLASS® AIR DESIGNMULIGHEDER

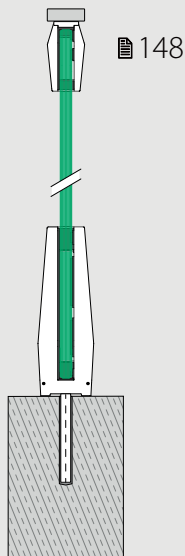
Air
Gulv-glasklemme



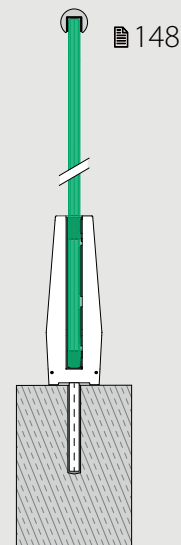
Air
Gulv-glasklemme med glasforbindere



Air
Gulv-glasklemme med glasforbindere, håndlistestøtter og håndlister

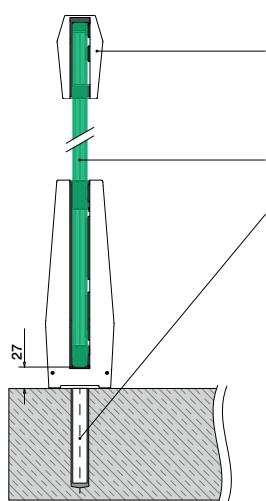


Air
Gulv-glasklemme med glaslisterør, u-profil eller glaskantbeskyttelse



Glas gelænder base

Gulv glasklemme



U-profiler: 169 - 185
 Valgfri: Glasforbinder MOD 6510: 148
 Kantbeskyttelse: 166 - 168
 Håndliste 60x20: 149

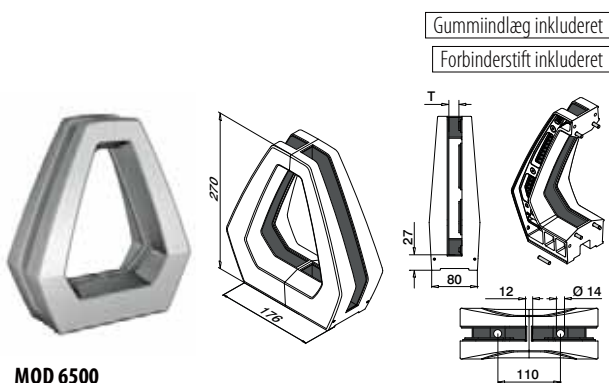
Hærdet/lamineret glas: 160 - 161

Alle ankre: 457 - 463

Der henvises til de respektive certifikater og statiske beregninger til specifikationer såsom monteringsdetaljer, glasmål og glastyper.

Glas gelænder base

Gulv glasklemme



Gummiindlæg inkluderet

Forbinderstift inkluderet

MOD 6500

316 Børstet + glasperleblæst
OUTDOOR

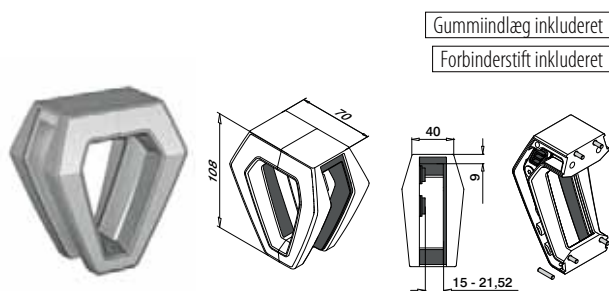
146500-12 15 - 21,52 457 - 463 1



International Design Model Protection

Håndlister

Glasforbinderer



Gummiindlæg inkluderet

Forbinderstift inkluderet

MOD 6510

316 Børstet + glasperleblæst
OUTDOOR

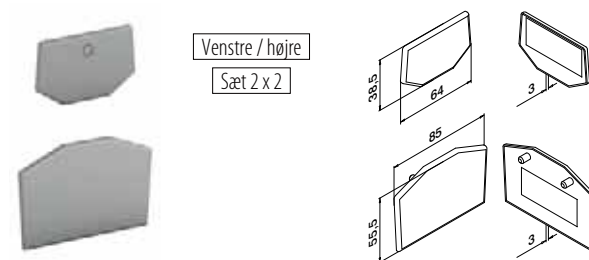
146510-12 1



International Design Model Protection

Glas gelænder base

Endekapper (gulv glasklemme)



Venstre / højre
 Sæt 2 x 2

MOD 6502

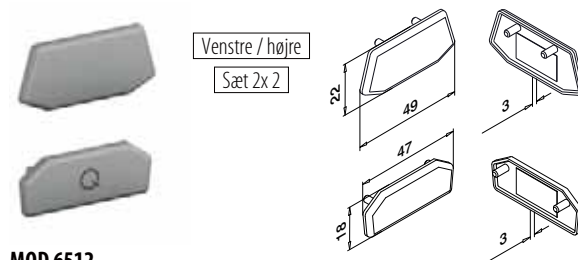
316 Glasperleblæst
OUTDOOR

146502-02 Sæt

International Design Model Protection

Håndlister

Endekapper (glasforbinderer)



Venstre / højre
 Sæt 2 x 2

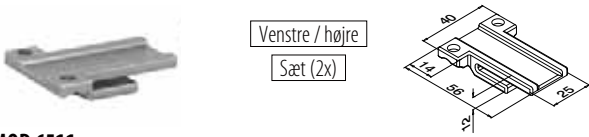
MOD 6512

316 Glasperleblæst
OUTDOOR

146512-01 Sæt

International Design Model Protection

Håndliste adapter



MOD 6511

316	Glasperleblæst		
OUTDOOR	T		
146511-02	15 - 21,52	QS-13 472	Sæt



International Design Model Protection

Endekapper



MOD 5728 - EASY HIT®

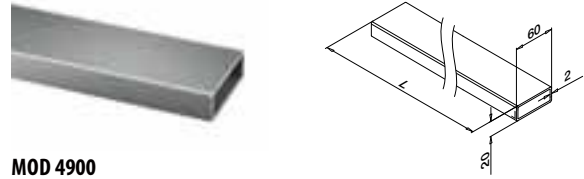
316	Børstet		
OUTDOOR	For		
145728-062-12	60 x 20 x 2,0		2



International Design Model Protection

Rør

Q-TUBE



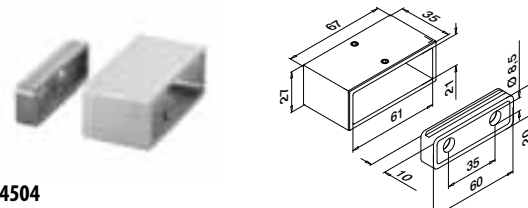
MOD 4900

316	Børstet		
OUTDOOR			
144900-062-25-12	60 x 20 x 2,0		L = 2,5 m
144900-062-50-12	60 x 20 x 2,0		L = 5 m



International Design Model Protection

Vægflange



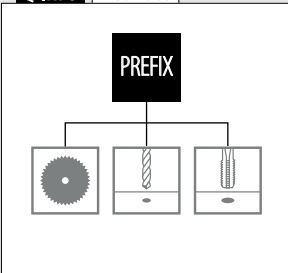
MOD 4504

316	Børstet		
OUTDOOR	For		
144504-062-12	60 x 20 x 2,0	QS-55 470 / QS-27 472	2

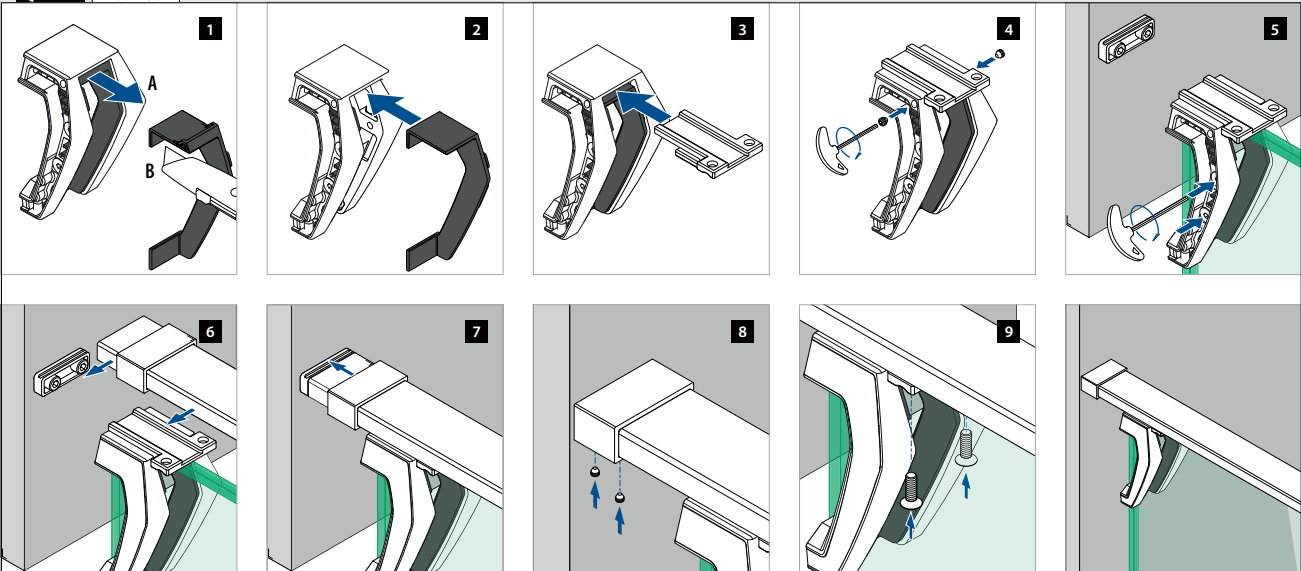


International Design Model Protection

Q-INFO MOD 4900



Q-INFO MOD 4504





Designet til:

Indendørs og udendørs

Brug: Top-, gulv- og sidemontering

Varianter: Balkoner, gallerier, gangbroer, skilleelementer, trapper og franske balkoner

Anvendelse:

Materiale:

Rustfrit stål (børstet, poleret eller pulverlakeret i RAL 9005 sort), zink (rå eller rustfrit stål effekt

Glastykkelse:

12 til 21,52 mm

Find alle oplysninger om Easy Glass glasadapters online:



<https://q-ne.ws/GlassAdapters23>

EASY GLASS®

GLAS- ADAPTERE

MINDRE ER MERE

MOD
0745-0748


154 - 155

- Forskellige diametre og vægafstande

MOD 4747

158


- Forskellige vægafstande



MOD 4762

158

- Enkelt-anker-montering (anden valgfri)
- Indbygget vaterpas



MOD 0760-0766

156

- Enkelt-anker-montering
- MOD 0766 har justerbar vinkel
- MOD 0760 og 0762 har indbygget vaterpas

MOD 0749

152

- Justerbar glastilpasning på alle trin af monteringen
- Valgfri mekaniske ankre til betonvægge eller en skrue, som forbinder til metalvange



MOD 0749

DK

Max. linje belastning (kN/m) 1,0

Vær opmærksom på specifikationerne for montering og glas dimensioner, samt glastyper i hvert certifikat. Ønsker du flere oplysninger, så besøg venligst vores hjemmeside.



MOD 0763

159

- Enkelt-anker-montering (anden valgfri)
- Glasklemme og adapter i ét (flyt en enkelt stift for at ændre formål)

MOD 0763

DK

Max. linje belastning (kN/m) 1,0

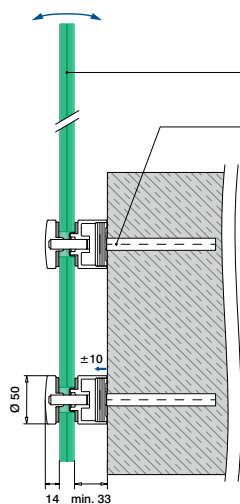
Vær opmærksom på specifikationerne for montering og glas dimensioner, samt glastyper i hvert certifikat. Ønsker du flere oplysninger, så besøg venligst vores hjemmeside.

Glas gelænder base

Glasadaptere

Justerbar

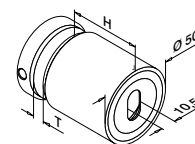
Ø 50



Hærdet/lamineret glas: 160 - 161

Alle ankre: 457 - 463

Der henvises til de respektive certifikater og statiske beregninger til specifikationer såsom monteringsdetaljer, glasmål og glastyper.



MOD 0749

304		Børstet			
INDOOR	H	T			
130749-030-12	30	12 - 25,52	457 - 463	2	
130749-040-12	40	8 - 25,52	457 - 463	2	
130749-050-12	50	8 - 25,52	457 - 463	2	

304		Black Line			
INDOOR	H	T			
NEW 130749-030-82	30	12 - 25,52	457 - 463	2	
NEW 130749-040-82	40	8 - 25,52	457 - 463	2	
NEW 130749-050-82	50	8 - 25,52	457 - 463	2	

316		Børstet			
OUTDOOR	H	T			
140749-030-12	30	12 - 25,52	457 - 463	2	
140749-040-12	40	8 - 25,52	457 - 463	2	
140749-050-12	50	8 - 25,52	457 - 463	2	
140749-100-12	100	8 - 25,52	457 - 463	2	

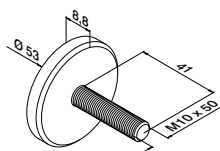
316		Black Line			
OUTDOOR	H	T			
NEW 140749-030-82	30	12 - 25,52	457 - 463	2	
NEW 140749-040-82	40	8 - 25,52	457 - 463	2	
NEW 140749-050-82	50	8 - 25,52	457 - 463	2	

316		Poleret			
OUTDOOR	H	T			
140749-050-10	50	8 - 25,52	457 - 463	2	



Glas gelænder base

Fastspændingsskive



MOD 0741

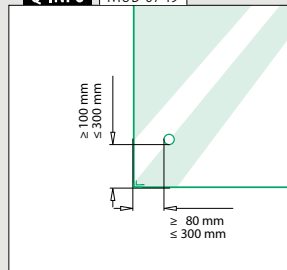
316		Rå			
OUTDOOR	H	T			
140741-150				2	



Q-INFO 316 304

10 Poleret	12 Børstet	82 RAL 9005 Pulverlakeret Sort, mat, struktur overflade
---------------	---------------	---

Q-INFO MOD 0749

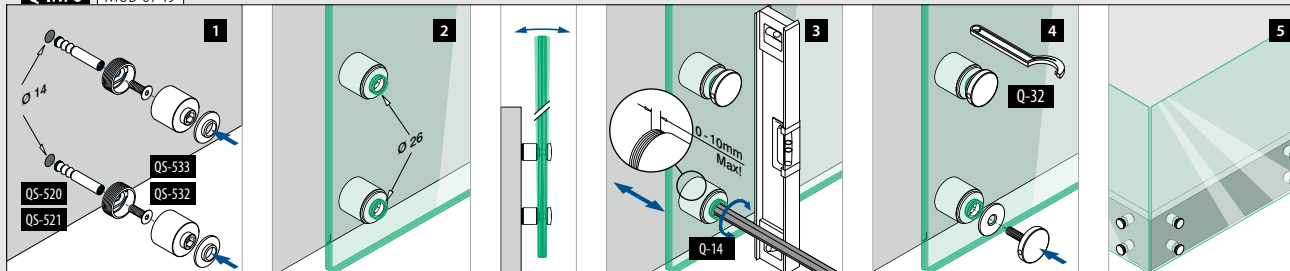


Q-INFO MOD 0741

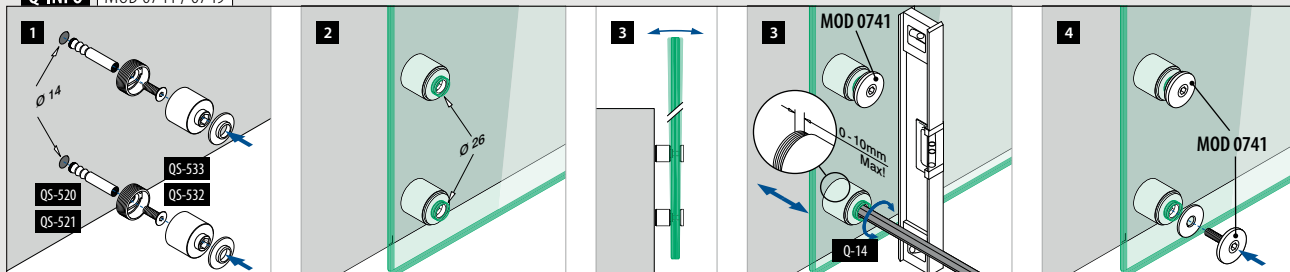
MOD 5030 475

Ekstra silikone indlæg til glasadapter

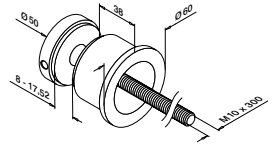
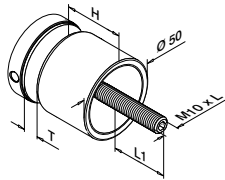
Q-INFO MOD 0749



Q-INFO MOD 0741 / 0749







MOD 0747

304		Børstet				
INDOOR	H	T	L	L1		
130747-010-12	10	8 - 17,52	50	11 - 20	2	
130747-020-12	20	8 - 25,52	70	13 - 31	2	
130747-030-12	30	8 - 25,52	80	13 - 31	2	
130747-040-12	40	8 - 17,52	80	11 - 22	2	
130747-050-12	50	8 - 17,52	90	11 - 22	2	

304		Black Line				
INDOOR	H	T	L	L1		
130747-010-82	10	8 - 17,52	50	11 - 20	2	
130747-030-82	30	8 - 25,52	80	13 - 31	2	

NEW
NEW

316		Børstet				
OUTDOOR	H	T	L	L1		
140747-010-12	10	8 - 17,52	50	11 - 20	2	
140747-020-12	20	8 - 25,52	70	13 - 31	2	
140747-030-12	30	8 - 25,52	80	13 - 31	2	
140747-040-12	40	8 - 17,52	80	11 - 21	2	
140747-050-12	50	8 - 17,52	90	11 - 21	2	

316		Black Line				
OUTDOOR	H	T	L	L1		
140747-010-82	10	8 - 17,52	50	11 - 20	2	
140747-030-82	30	8 - 25,52	80	13 - 31	2	

NEW
NEW

316		Poleret				
OUTDOOR	H	T	L	L1		
140747-030-10	30	8 - 25,52	80	13 - 31	2	

Zink		Rå				
INDOOR	H	T	L	L1		
100747-00	10	8 - 17,52	50	11 - 20	2	

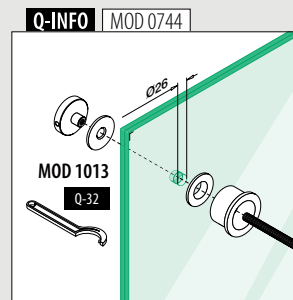
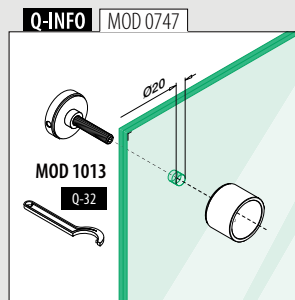
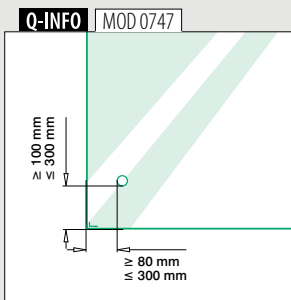
SELL
OUT

Zink		Rustfrit stål effekt				
OUTDOOR	H	T	L	L1		
100747-20	10	8 - 17,52	50	11 - 20	2	

SELL
OUT



SELL OUT Kun så længe lager haves.



Q-INFO 304 316

10 Poleret	12 Børstet	82 RAL 9005 Pulverlakeret

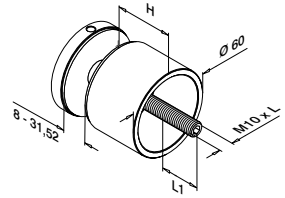
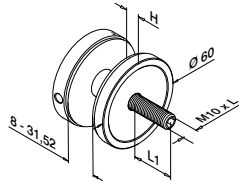
Sort, mat, struktur overflade

Q-INFO Zink

00 Rå	20 Rustfrit stål effekt

Q-INFO

MOD 1013 483
Hagenögel



MOD 0745

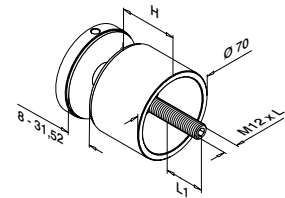
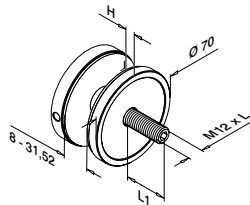
304		Børstet			
INDOOR	H	L	L1		
130745-010-12	10	70	17 - 41	2	
316		Børstet			
OUTDOOR					
140745-010-12	10	70	17 - 41	2	
316		Poleret			
OUTDOOR					
140745-010-10	10	70	17 - 41	2	

SELL OUT



MOD 0745

304		Børstet			
INDOOR	H	L	L1		
130745-030-12	30	90	17 - 41	2	
130745-050-12	50	110	17 - 41	2	
316		Børstet			
OUTDOOR					
140745-030-12	30	90	17 - 41	2	
140745-050-12	50	110	17 - 41	2	



MOD 0748

304		Børstet			
INDOOR	H	L	L1		
130748-010-12	10	70	17 - 41	2	
316		Børstet			
OUTDOOR					
140748-010-12	10	70	17 - 41	2	
316		Poleret			
OUTDOOR					
140748-010-10	10	70	17 - 41	2	

SELL OUT



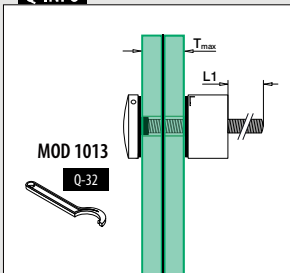
MOD 0748

304		Børstet			
INDOOR	H	L	L1		
130748-030-12	30	90	17 - 41	2	
130748-040-12	40	100	17 - 41	2	
304		Poleret			
INDOOR					
130748-050-10	50	110	17 - 41	2	
316		Børstet			
OUTDOOR					
140748-030-12	30	90	17 - 41	2	
140748-040-12	40	100	17 - 41	2	

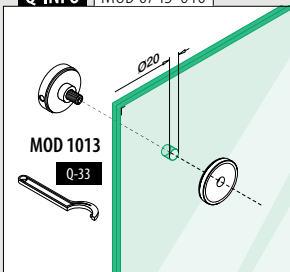
SELL OUT



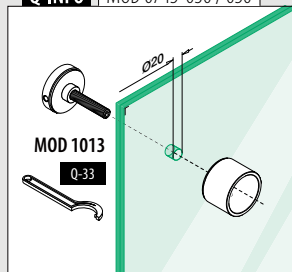
Q-INFO



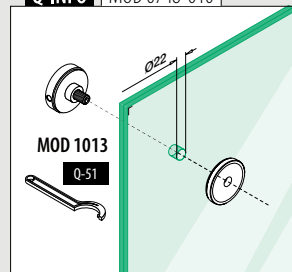
Q-INFO | MOD 0745-010



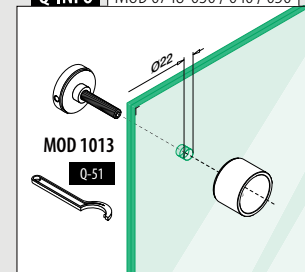
Q-INFO | MOD 0745-030 / 050



Q-INFO | MOD 0748-010

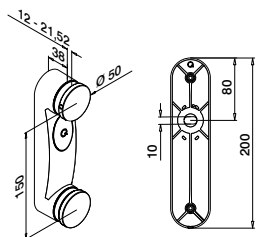


Q-INFO | MOD 0748-030 / 040 / 050



Glas gelænder base

Glasadaptere



MOD 0762

304 Børstet

INDOOR

130762-12 457 - 463 1

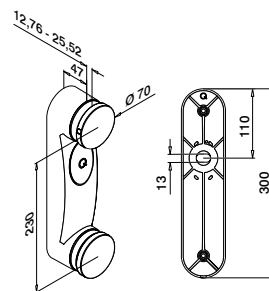
316 Børstet

OUTDOOR

140762-12 457 - 463 1



International Design Model Protection



MOD 0760

304 Børstet

INDOOR

SELL OUT 130760 457 - 463 1

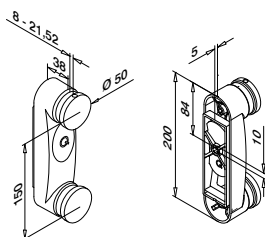


International Design Model Protection

Glas gelænder base

Glasadaptere

Justerbar vinkel



MOD 0766

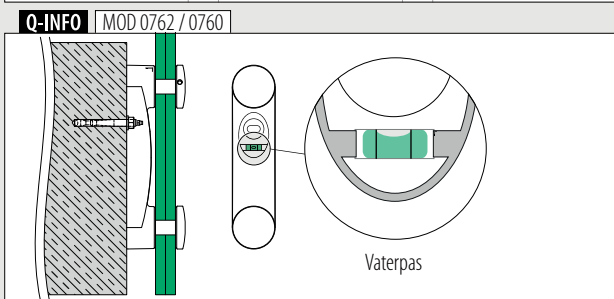
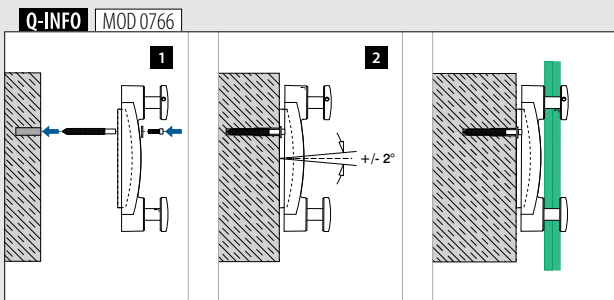
304 Børstet

INDOOR

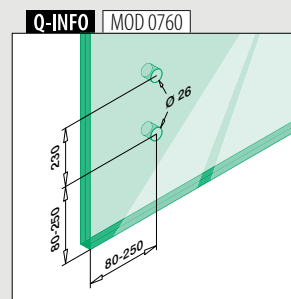
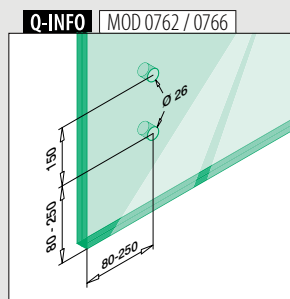
130766 457 - 463 1



International Design Model Protection



SELL OUT Kun så længe lager haves.





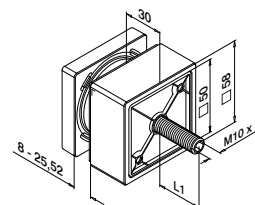
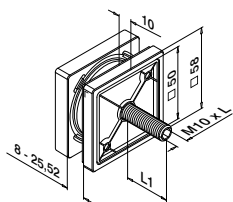
MOD 0760

Q-railing

Glas gelænder base

Glasadaptere

Firkantet



MOD 4747

316	Børstet			
OUTDOOR	L	L1		
144747-010-12	60	13 - 31		2



International Design Model Protection

MOD 4747

316	Børstet			
OUTDOOR	L	L1		
144747-030-12	80	13 - 31		2



International Design Model Protection

SELL OUT

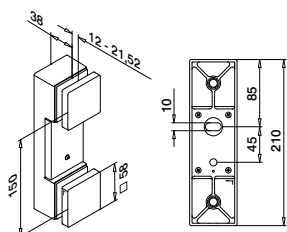
316	Poleret			
OUTDOOR				
144747-030-10	80	13 - 31		2



Glas gelænder base

Glasadaptere

Rektangulære




MOD 4762

316	Børstet			
OUTDOOR				
144762-12	457 - 463			1



International Design Model Protection

Q-INFO 316



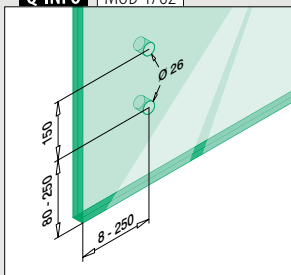
Poleret

Børstet

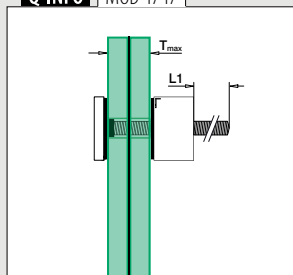
SELL OUT

Kun så længe lager haves.

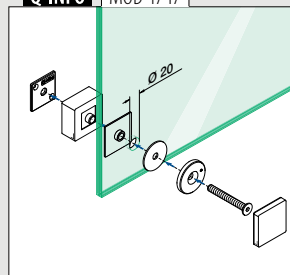
Q-INFO MOD 4762



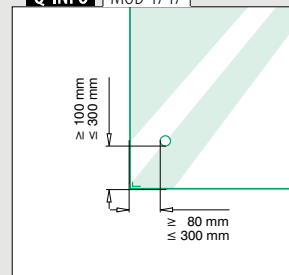
Q-INFO MOD 4747



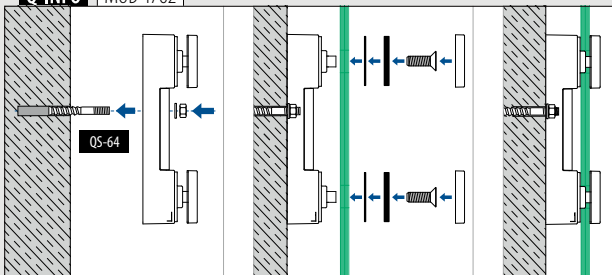
Q-INFO MOD 4747



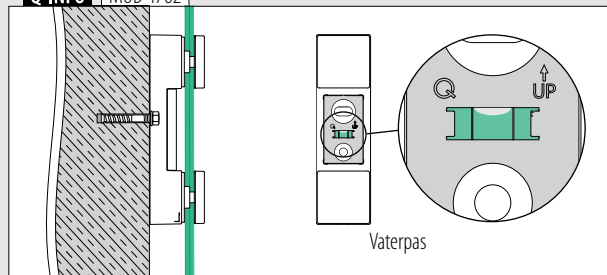
Q-INFO MOD 4747

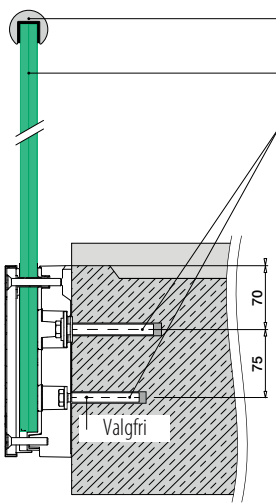


Q-INFO MOD 4762



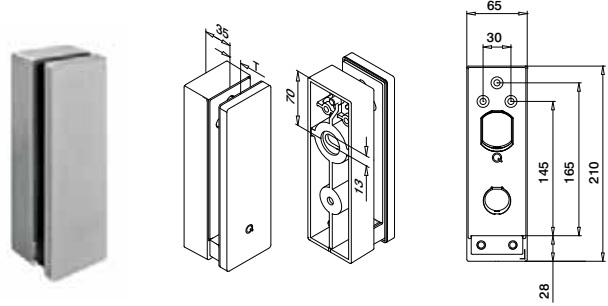
Q-INFO MOD 4762





- Valgfri: U-profiler: ■ 169 - 185
- Kantbeskyttelse: ■ 166 - 168
- Hærdet/lamineret glas: ■ 160 - 161
- Alle ankre: ■ 457 - 463

Der henvises til de respektive certifikater og statiske beregninger til specifikationer såsom monteringsdetaljer, glasmål og glastyper.



MOD 0763

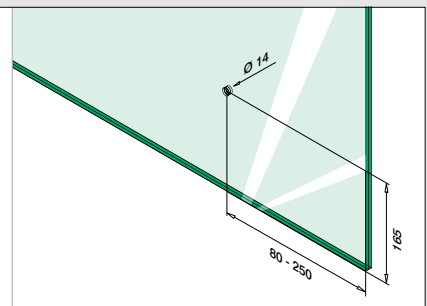
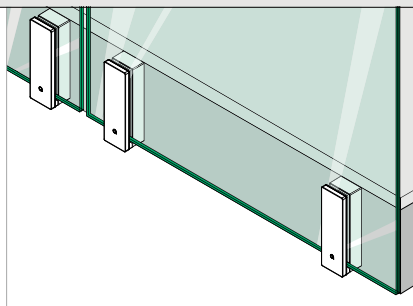
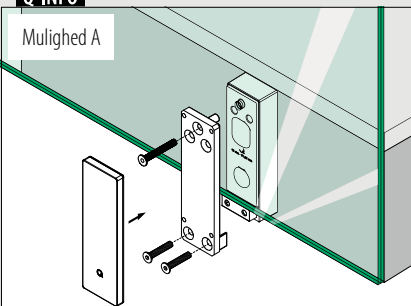
304	Børstet	T	■ 457 - 463	1
INDOOR				
130763-12		12 - 21,52		
316	Børstet			
OUTDOOR				
140763-12		12 - 21,52	■ 457 - 463	1



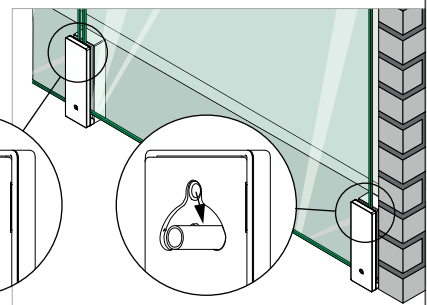
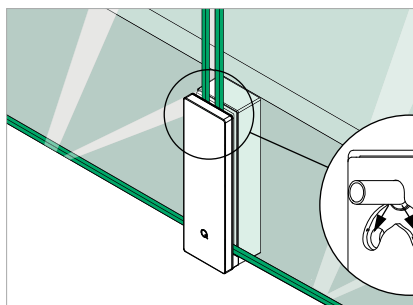
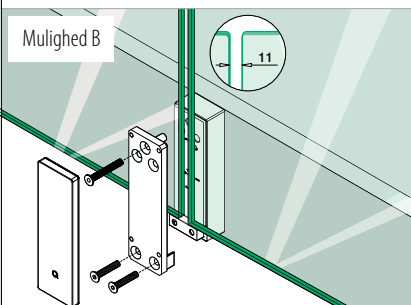
International Design Model Protection

Q-INFO

Mulighed A



Mulighed B





Q-GLASS

GLASPANELER TIL GLASGELÆNDER- SYSTEMER

Bestil glas, samtidig med at du bestiller
resten af dit glasgelænder

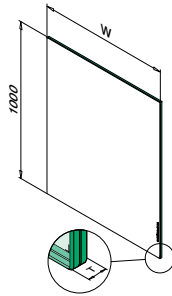
Specialfremstillet glas

- Hærdet, lamineret glas op til 31,52 mm
- Valgfri farve eller SentryGlas® folie
- Radiushjørner og polerede kanter på bestilling
- Valgfri for-borede huller

Glas fra lager

- Straks-levering
- Hærdet, lamineret glas
- 8,76 - 16,76 mm, 10 bredder og 3 højder
- Lige, runde og poleret kanter
- Afrundede hjørner

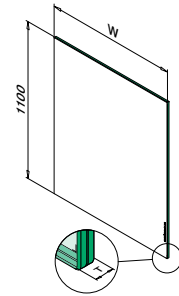
■ CE-mærkede ■ Høj kvalitet ■ Hurtig levering ■ Konkurrencedygtige priser og gennemskuelige tilbud ■ Nem bestilling



MOD 5017

Sikkerhedsglas Hærdet/lamineret

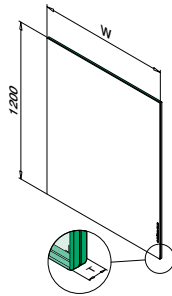
SELL OUT	OUTDOOR	W	T
SELL OUT	195017-040-10	400	16,76
SELL OUT	195017-050-10	500	16,76
SELL OUT	195017-060-10	600	16,76
SELL OUT	195017-070-10	700	16,76
	195017-080-10	800	16,76
	195017-090-10	900	16,76
	195017-095-10	950	16,76
	195017-100-10	1000	16,76
	195017-100-11	1100	16,76
	195017-100-12	1200	16,76



MOD 5017

Sikkerhedsglas Hærdet/lamineret

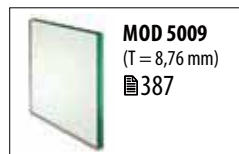
SELL OUT	OUTDOOR	W	T
SELL OUT	195017-040-11	400	16,76
SELL OUT	195017-050-11	500	16,76
SELL OUT	195017-060-11	600	16,76
SELL OUT	195017-070-11	700	16,76
	195017-080-11	800	16,76
	195017-090-11	900	16,76
	195017-095-11	950	16,76
	195017-100-11	1000	16,76



MOD 5017

Sikkerhedsglas Hærdet/lamineret

SELL OUT	OUTDOOR	W	T
SELL OUT	195017-040-12	400	16,76
SELL OUT	195017-050-12	500	16,76
SELL OUT	195017-060-12	600	16,76
	195017-070-12	700	16,76
	195017-080-12	800	16,76
	195017-090-12	900	16,76
	195017-095-12	950	16,76
	195017-100-12	1000	16,76



Q-glass er altid på lager.

SELL OUT Kun så længe lager haves.

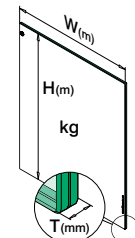
Q-INFO

Beregning

$H (m) \times W (m) \times 2,5 \times T_g (mm) = kg$

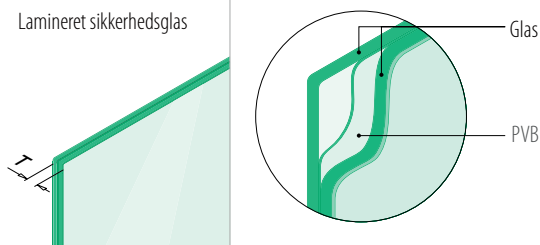
Eksempel

H	W	T
1,1 m	1,0 m	16 mm
$1,1 \times 1,0 \times 2,5 \times 16 = 44,00 kg$		



Q-INFO

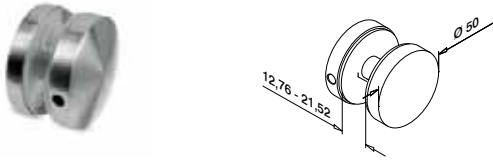
Lamineret sikkerhedsglas



Fyldninger

GlASForbinderer

Ø 50



MOD 0742

304	Børstet	
INDOOR		
130742-12		2
316	Børstet	
OUTDOOR		
140742-12		2
316	Poleret	
OUTDOOR		
140742-10		2



Fyldninger

Gummiindlæg til MOD 2870 / 2890



4 styk per glasforbinderer

MOD 5028

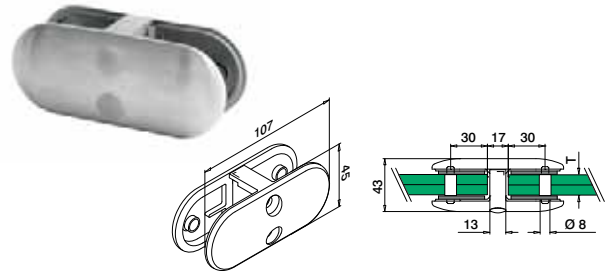
Tilbehør		
Til lamineret glas	T	
205028-17	16,76	8
205028-18	17,52	8
205028-21	20,76	8
205028-22	21,52	8



MOD 2870, 2880, 2890
Til T = 6 - 12,76 mm
446

Fyldninger

GlASForbinderer - til glas tykkelse 16,76 - 21,52 mm



MOD 2870

316	Børstet	
OUTDOOR		
142870-22-12	Se T i MOD 5028	2



International Design Model Protection



MOD 2890

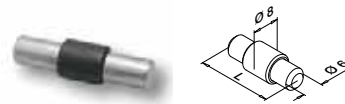
316	Børstet	
OUTDOOR		
142890-22-12	Se T i MOD 5028	2



International Design Model Protection

Tilbehør

Sikkerhedsstifter




Valgfri brug til MOD 2870 / 2890

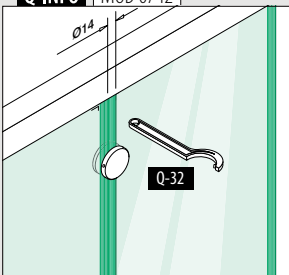
MOD 5015

Tilbehør		
	L	
205015-24	30	4

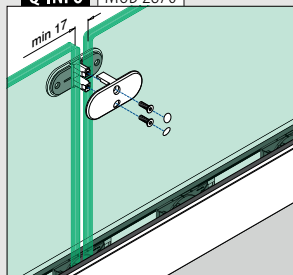
Q-INFO 316



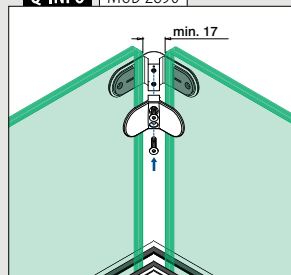
Q-INFO MOD 0742



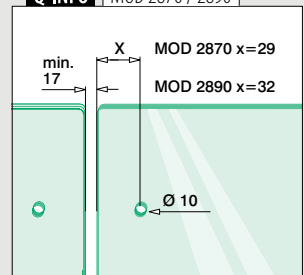
Q-INFO MOD 2870



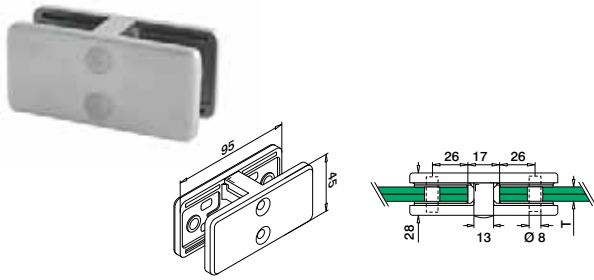
Q-INFO MOD 2890



Q-INFO MOD 2870 / 2890



Glasforbinderer - til glas tykkelse 16,76 - 21,52 mm

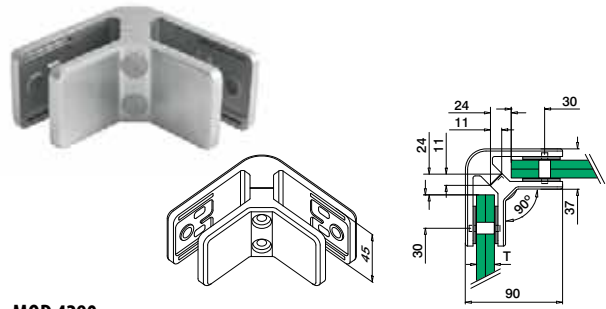


MOD 4270

316	Børstet		
OUTDOOR		T	
144270-22-12		Se T i MOD 5042	2



International Design Model Protection



MOD 4290

316	Børstet		
OUTDOOR		T	
144290-22-12		Se T i MOD 5042	2



International Design Model Protection

Gummiindlæg til MOD 4270 / 4290

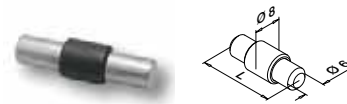


4 styk per
glasforbinderer

MOD 5042

Tilbehør			
Til lamineret glas	T		
205042-17	16,76		8
205042-18	17,52		8
205042-21	20,76		8
205042-22	21,52		8

Sikkerhedsstifter



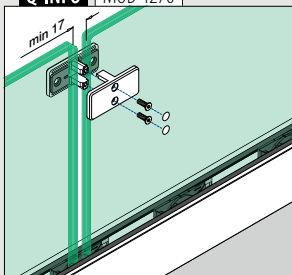
Valgfri brug til
MOD 4270 / 4290

MOD 5015

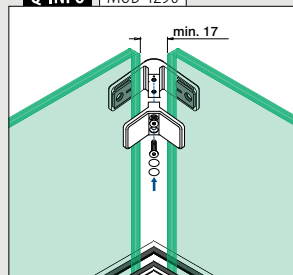
Tilbehør			
	L		
205015-24	30		4



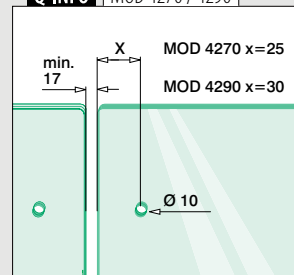
Q-INFO MOD 4270



Q-INFO MOD 4290

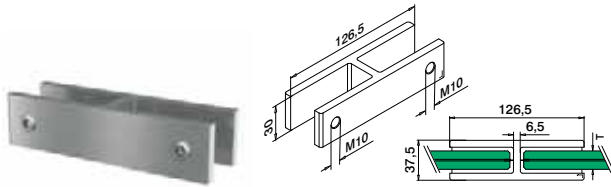


Q-INFO MOD 4270 / 4290



Tilbehør

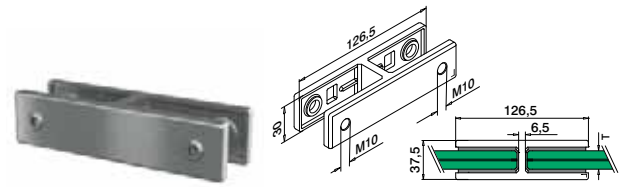
Glasforbinderer



MOD 0291

Aluminium	Børstet, anodiseret		
OUTDOOR		T	
160291-22-18	Se T i MOD 5092		2

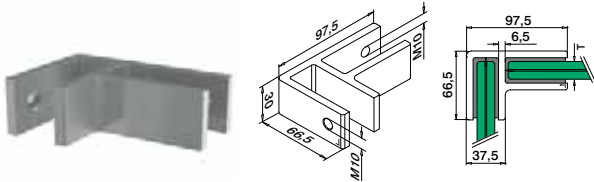
NEW



MOD 0291

316	Børstet		
OUTDOOR		T	
140291-22-12	Se T i MOD 5091		2

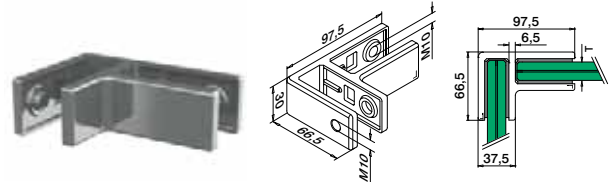
NEW



MOD 0292

Aluminium	Børstet, anodiseret		
OUTDOOR		T	
160292-22-18	Se T i MOD 5092		2

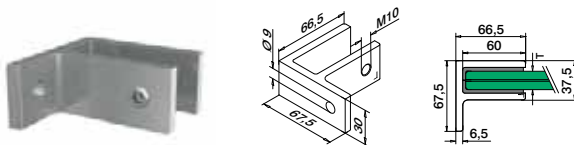
NEW



MOD 0292

316	Børstet		
OUTDOOR		T	
140292-22-12	Se T i MOD 5091		2

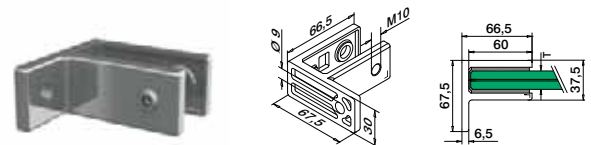
NEW



MOD 0293

Aluminium	Børstet, anodiseret		
OUTDOOR		T	
160293-22-18	Se T i MOD 5092		2

NEW



MOD 0293

316	Børstet		
OUTDOOR		T	
140293-22-12	Se T i MOD 5091		2

NEW

Fyldninger

Gummiindlæg til MOD 0291 / 0292 / 0293 (aluminium)



4 stk. til MOD 0291 og 0292
2 stk. til MOD 0293

Glasfastgørelsesskruer medfølger

MOD 5092

Tilbehør			
Til lamineret glas	T		
205092-18	16,76 + 17,52		4
205092-22	20,76 + 21,52		4

NEW

Fyldninger

Gummiindlæg til MOD 0291 / 0292 / 0293 (rustfrit stål)



4 stk. til MOD 0291 og 0292
2 stk. til MOD 0293

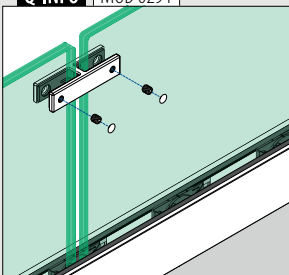
Glasfastgørelsesskruer medfølger

MOD 5091

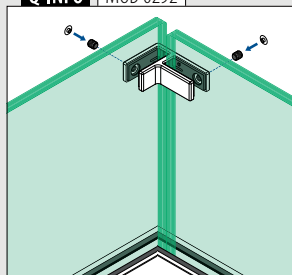
Tilbehør			
Til lamineret glas	T		
205091-18	16,76 + 17,52		4
205091-22	20,76 + 21,52		4

NEW

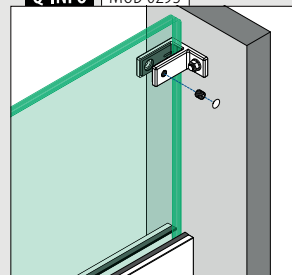
Q-INFO MOD 0291



Q-INFO MOD 0292



Q-INFO MOD 0293





GLASKANTS- BESKYTTELSE

166

U-PROFILER

167, 168

GLASLISTERØR firkantet / rektangulære

176



GLASLISTERØR runt

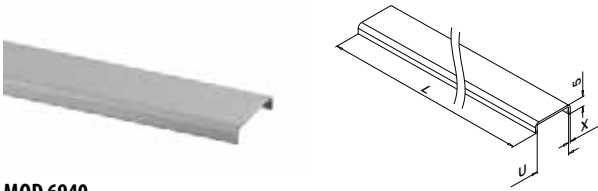
169



Q-railing

Glaskantsbeskyttelse

Glaskantsbeskyttelse



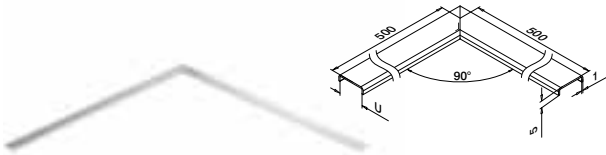
MOD 6940

Aluminium	Rå	U	Q	X	T	L
166940-050-18-00		18,5	Q-98	1,5	16,76 - 17,52	L = 5 m
Aluminium	Børstet, anodiseret					
OUTDOOR						
166940-025-18-18		18,5	Q-98	1,5	16,76 - 17,52	L = 2,5 m
166940-025-22-18		22,5	Q-99	1,5	20,76 - 21,52	L = 2,5 m
166940-050-18-18		18,5	Q-98	1,5	16,76 - 17,52	L = 5 m
166940-050-22-18		22,5	Q-99	1,5	20,76 - 21,52	L = 5 m
Aluminium	Black Line					
OUTDOOR						
166940-025-18-82		18,5	Q-98	1,5	16,76 - 17,52	L = 2,5 m



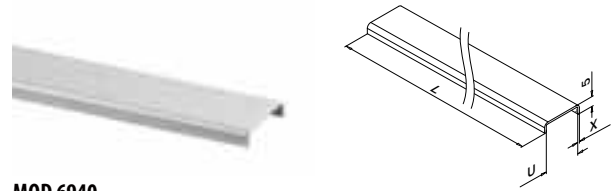
Glaskantsbeskyttelse

Hjørne



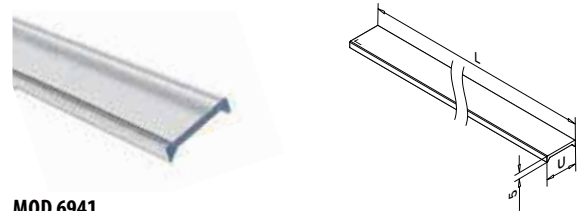
MOD 6340

316	Børstet	U	T	L
OUTDOOR				
146340-500-18		18,5	16,76 - 17,52	1
146340-500-22		22,5	20,76 - 21,52	1
146340-500-26		26,5	24,76 - 25,52	1



MOD 6940

316	Børstet	U	Q	X	T	L
OUTDOOR						
146940-025-18-12		18,5	Q-98	1	16,76 - 17,52	L = 2,5 m
146940-025-22-12		22,5	Q-99	1	20,76 - 21,52	L = 2,5 m
146940-050-14-12		14,5	Q-111	1	12,76 - 13,52	L = 5 m
146940-050-18-12		18,5	Q-98	1	16,76 - 17,52	L = 5 m
146940-050-22-12		22,5	Q-99	1	20,76 - 21,52	L = 5 m
146940-050-26-12		26,5	Q-112	1	24,76 - 25,52	L = 5 m



MOD 6941

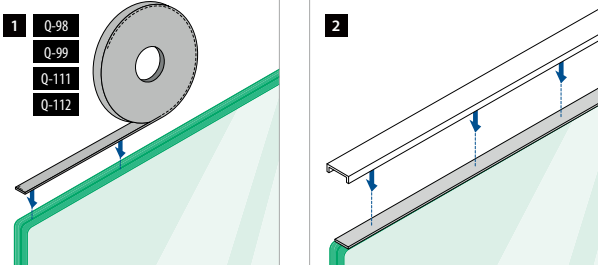
Plastik	Transparent	U	Q	T	L
INDOOR					
156941-025-18-03		18,5	Q-122	16,76 - 17,52	L = 2,5 m

NEW

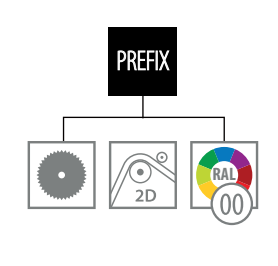
Q-INFO Aluminium MOD 6940

00 Rå	18 Børstet, anodiseret	82 RAL 9005 Pulverlakeret Sort, mat, struktur overflade
-----------------	----------------------------------	--

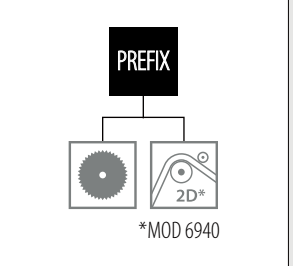
Q-INFO



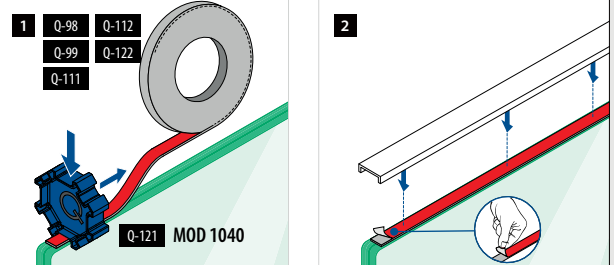
Q-INFO MOD 6940



Q-INFO 316 MOD 6340 / 6940

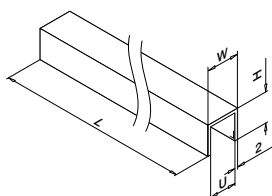


Q-INFO



Glaskantsbeskyttelse U-profiler

Firkantet



MOD 6944

Aluminium Børstet, anodiseret

OUTDOOR	U	Q	T	W	H	
166944-050-13-18	13,25	Q-111	12,76	17,25	15	L = 5 m
166944-050-18-18	18	Q-98	16,76 - 17,52	22	20	L = 5 m
166944-050-22-18	22	Q-99	21,52	26	20	L = 5 m

Aluminium Black Line

OUTDOOR	U	Q	T	W	H	
166944-050-13-82	13,25	Q-111	12,76	17,25	15	L = 5 m
166944-050-18-82	18	Q-98	16,76 - 17,52	22	20	L = 5 m
166944-050-22-82	22	Q-99	21,52	26	20	L = 5 m

NEW

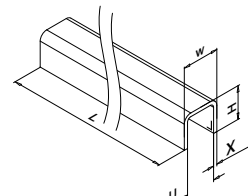
NEW

NEW



U-profiler

Firkantet



MOD 6960

304 Børstet

INDOOR	U	X	T	W	H	
136960-050-24-12	24	3	8 - 21,52	30	27	L = 5 m

316 Børstet

OUTDOOR	U	X	T	W	H	
146960-050-24-12	24	3	8 - 21,52	30	27	L = 5 m
146960-050-34-12	34	3	8 - 31,52	40	37	L = 5 m

316 Black Line

OUTDOOR	U	X	T	W	H	
146960-050-24-82	24	3	8 - 21,52	30	27	L = 5 m

NEW

MOD 6961

304 Børstet

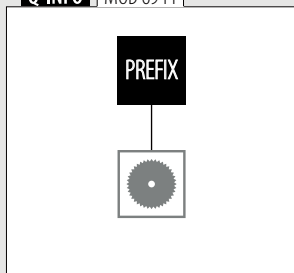
INDOOR	U	X	T	W	H	
136961-050-24-12	24	2	8 - 21,52	28	26	L = 5 m

316 Børstet

OUTDOOR	U	X	T	W	H	
146961-050-24-12	24	2	8 - 21,52	28	26	L = 5 m
146961-050-34-12	34	2	8 - 31,52	38	36	L = 5 m



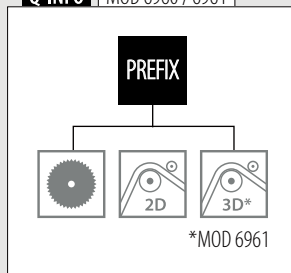
Q-INFO MOD 6944



Q-INFO Aluminium



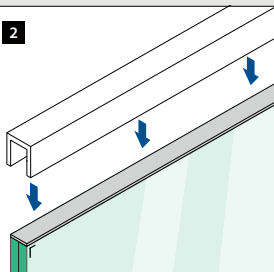
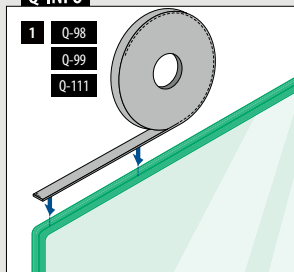
Q-INFO MOD 6960 / 6961



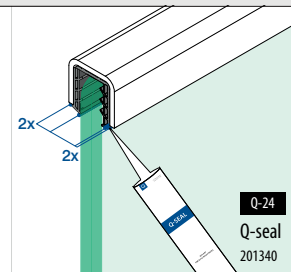
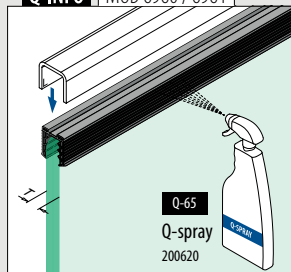
Q-INFO 304 316



Q-INFO



Q-INFO MOD 6960 / 6961



U-profiler,

Hjørne

Firkantet



MOD 6362

316	Børstet						
OUTDOOR	U	X	T	W	H		
146362-24-12	24	3	8 - 21,52	30	27	1	
146362-34-12	34	3	8 - 31,52	40	37	1	

316	Black Line						
OUTDOOR	U	X	T	W	H		
146362-24-82	24	3	8 - 21,52	30	27	1	

NEW

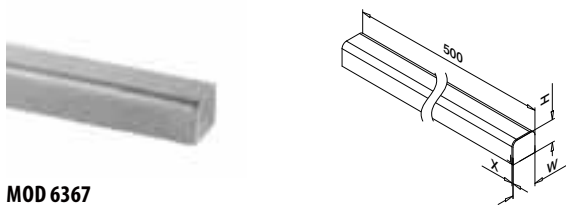
MOD 6361

316	Børstet						
OUTDOOR	U	X	T	W	H		
146361-24	24	2	8 - 21,52	28	26	1	
146361-34	34	2	8 - 31,52	38	36	1	

U-profiler,

Endekapper

Firkantet



MOD 6367

316	Børstet						
OUTDOOR	U	X	T	W	H		
146367-24-12	24	3	8 - 21,52	30	27	1	
146367-34-12	34	3	8 - 31,52	40	37	1	

316	Black Line						
OUTDOOR	U	X	T	W	H		
146367-24-82	24	3	8 - 21,52	30	27	1	

NEW

MOD 6366

316	Børstet						
OUTDOOR	U	X	T	W	H		
146366-24	24	2	8 - 21,52	28	26	1	
146366-34	34	2	8 - 31,52	38	36	1	

U-profiler,

Gummiindlæg



MOD 5124

Tilbehør		
U = 24 mm		
Til hærdet glas	T	
205124-050-08	8 - 10	L = 5 m
205124-050-11	12	L = 5 m
205124-050-15	15	L = 5 m
205124-050-19	19	L = 5 m

Til lamineret glas		
205124-050-08	8,76 - 10,76	L = 5 m
205124-050-11	11,52 - 13,52	L = 5 m
205124-050-17	16,76 - 17,52	L = 5 m
205124-050-92	20,76 - 21,52	L = 5 m

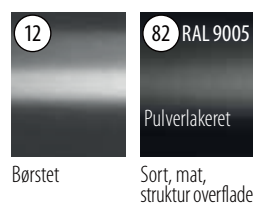
NEW

MOD 5134

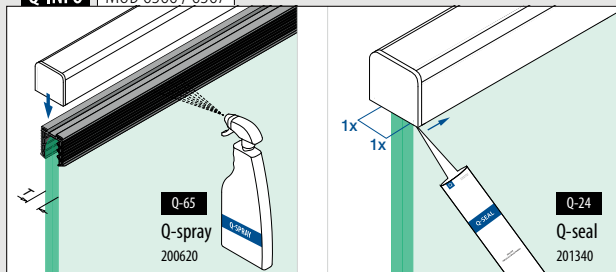
Tilbehør		
U = 34 mm		
Til hærdet glas	T	
205134-050-08	8 - 10	L = 5 m
205134-050-11	12	L = 5 m
205134-050-19	19	L = 5 m

Til lamineret glas		
205134-050-08	8,76 - 10,76	L = 5 m
205134-050-11	11,52 - 13,52	L = 5 m
205134-050-17	16,76 - 17,52	L = 5 m
205134-050-22	20,76 - 21,52	L = 5 m
205134-050-24	24,76 - 25,52	L = 5 m
205134-050-32	31,52	L = 5 m

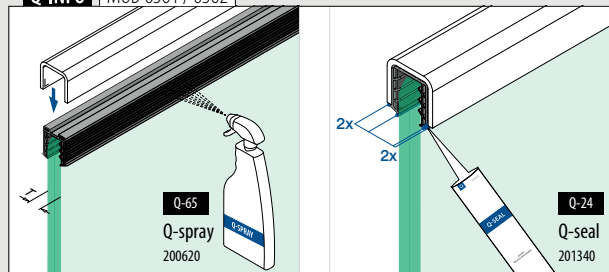
Q-INFO 304 316



Q-INFO MOD 6366 / 6367

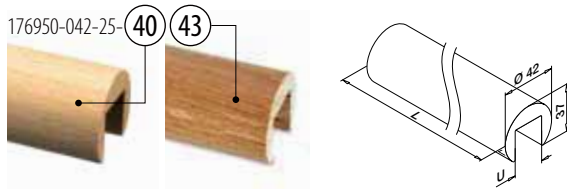


Q-INFO MOD 6361 / 6362



Glaslisterør/notrør

Glaslisterør i træ



MOD 6950

Bøg	Lakeret	U	
INDOOR			
176950-042-25-40		24	L = 2,5 m
Eg	Lakeret		
INDOOR			
176950-042-25-43		24	L = 2,5 m

PREFIX

Glaslisterør/notrør

Forbinderer



MOD 6791

304	Børstet	Ø	QS-49	471	
INDOOR					
176791-042		42,0			2



Glaslisterør/notrør

Endekapper



MOD 6729

304	Børstet	QS-49	471	
INDOOR				
176729-042				2



Træ er et naturligt produkt. Farven kan varieres.

Glaslisterør/notrør

Gummiindlæg



MOD 5124

Tilbehør	U = 24 mm	T	
Til hærdet glas			
205124-050-08		8 - 10	L = 5 m
205124-050-11		12	L = 5 m
205124-050-15		15	L = 5 m
205124-050-19		19	L = 5 m

Til lamineret glas

205124-050-08	8,76 - 10,76	L = 5 m
205124-050-11	11,52 - 13,52	L = 5 m
205124-050-17	16,76 - 17,52	L = 5 m
205124-050-92	20,76 - 21,52	L = 5 m

NEW

Tilbehør

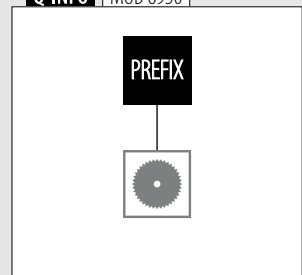
Boringskabelon



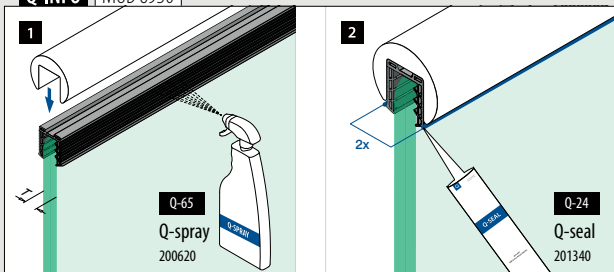
MOD 1024

Tilbehør	Q	
201024-042	Q-20	1

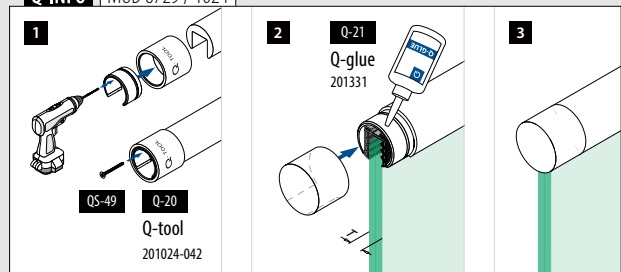
Q-INFO MOD 6950



Q-INFO MOD 6950

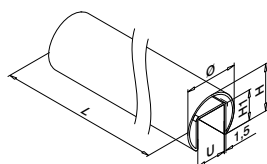


Q-INFO MOD 6729 / 1024



Glaslisterør/notrør

Glaslisterør



MOD 6920

Ø 42,4 mm

304		Børstet		
INDOOR	U	H	H1	
136920-042-25-12	24	37	24	L = 2,5 m
136920-042-50-12	24	37	24	L = 5 m

SELL
OUT

316		Børstet		
OUTDOOR	U	H	H1	
146920-042-50-12	24	37	24	L = 5 m

316		Poleret		
OUTDOOR	U	H	H1	
146920-042-50-10	24	37	24	L = 5 m

Ø 48,3 mm

304		Børstet		
INDOOR	U	H	H1	
136920-048-50-12	27	42,6	30	L = 5 m

316		Børstet		
OUTDOOR	U	H	H1	
146920-048-50-12	27	42,6	30	L = 5 m

Ø 60,3 mm

304		Børstet		
INDOOR	U	H	H1	
136920-060-50-12	34	53	34	L = 5 m

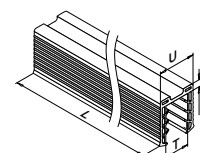
316		Børstet		
OUTDOOR	U	H	H1	
146920-060-50-12	34	53	34	L = 5 m

PREFIX



Glaslisterør/notrør

Gummiindlæg



MOD 5124

Tilbehør

U = 24 mm

Til hærdet glas	T	
205124-050-08	8 - 10	L = 5 m
205124-050-11	12	L = 5 m
205124-050-15	15	L = 5 m
205124-050-19	19	L = 5 m

205124-250-08	8 - 10	L = 25 m
205124-250-11	12	L = 25 m
205124-250-15	15	L = 25 m
205124-250-19	19	L = 25 m

Til lamineret glas

205124-050-08	8,76 - 10,76	L = 5 m
205124-050-11	11,52 - 13,52	L = 5 m
205124-050-17	16,76 - 17,52	L = 5 m
NEW 205124-050-92	20,76 - 21,52	L = 5 m

205124-250-08	8,76 - 10,76	L = 25 m
205124-250-11	11,52 - 13,52	L = 25 m
205124-250-17	16,76 - 17,52	L = 25 m
NEW 205124-250-92	20,76 - 21,52	L = 25 m

MOD 5127

Tilbehør

U = 27 mm

Til hærdet glas	T	
205127-050-08	8 - 10	L = 5 m
205127-050-11	12	L = 5 m
205127-050-15	15	L = 5 m
205127-050-19	19	L = 5 m

Til lamineret glas

205127-050-08	8,76 - 10,76	L = 5 m
205127-050-11	11,52 - 13,52	L = 5 m
205127-050-15	16,76 - 17,52	L = 5 m
205127-050-22	20,76 - 21,52	L = 5 m
205127-050-24	24,76 - 25,52	L = 5 m

MOD 5134

Tilbehør

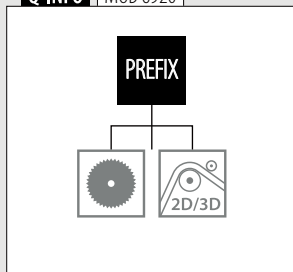
U = 34 mm

Til hærdet glas	T	
205134-050-08	8 - 10	L = 5 m
205134-050-11	12	L = 5 m
205134-050-19	15	L = 5 m


Til lamineret glas

205134-050-08	8,76 - 10,76	L = 5 m
205134-050-11	11,52 - 13,52	L = 5 m
205134-050-17	16,76 - 17,52	L = 5 m
205134-050-22	20,76 - 21,52	L = 5 m
205134-050-24	24,76 - 25,52	L = 5 m
205134-050-32	31,52	L = 5 m

Q-INFO MOD 6920

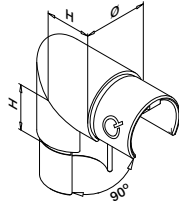


Q-INFO 316

SELL
OUT

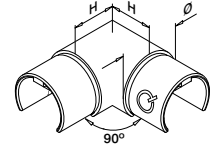
Kun så længe lager haves.

Forbinderer



MOD 6303

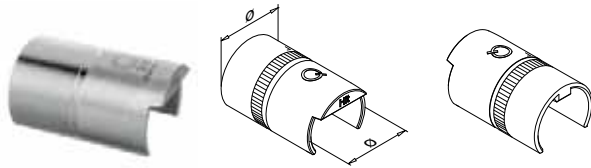
304 Børstet			
INDOOR	Ø	H	
136303-042-12	42,4 x 1,5	30	2
316 Børstet			
OUTDOOR	Ø	H	
146303-042-12	42,4 x 1,5	30	2



MOD 6313

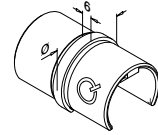
304 Børstet			
INDOOR	Ø	H	
136313-042-12	42,4 x 1,5	30	2
136313-048-12	48,3 x 1,5	35	2
136313-060-12	60,3 x 1,5	40	2
316 Børstet			
OUTDOOR	Ø	H	
146313-042-12	42,4 x 1,5	30	2
146313-048-12	48,3 x 1,5	35	2
146313-060-12	60,3 x 1,5	40	2
316 Poleret			
OUTDOOR	Ø	H	
146313-042-10	42,4 x 1,5	30	2

SELL OUT



MOD 6792 - EASY HIT®

304 Rå		
INDOOR	Til rør Ø	
136792-042	42,4 x 1,5	2
136792-048	48,3 x 1,5	2
316 Rå		
OUTDOOR	Til rør Ø	
146792-042	42,4 x 1,5	2
146792-048	48,3 x 1,5	2
146792-060	60,3 x 1,5	2



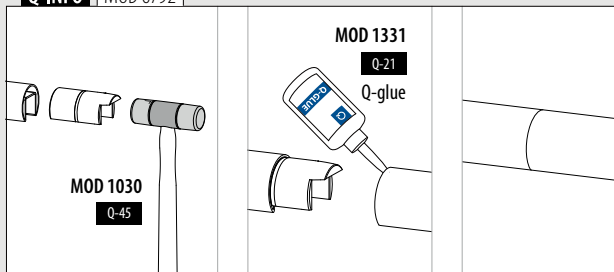
MOD 6790

304 Børstet		
INDOOR	Til rør Ø	
136790-042-12	42,4 x 1,5	2
136790-048-12	48,3 x 1,5	2
136790-060-12	60,3 x 1,5	2
316 Børstet		
OUTDOOR	Til rør Ø	
146790-042-12	42,4 x 1,5	2
146790-048-12	48,3 x 1,5	2
316 Poleret		
OUTDOOR	Til rør Ø	
146790-042-10	42,4 x 1,5	2

SELL OUT

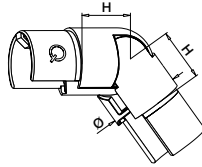


Q-INFO | MOD 6792

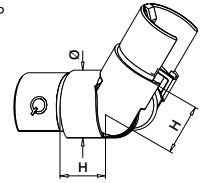




25–55°
Nedad



25–55°
Opad

**MOD 6302****304** Børstet

INDOOR	Ø	H	
136302-042-02-12	42,4 x 1,5	30	2
136302-048-02-12	48,3 x 1,5	35	2
136302-060-02-12	60,3 x 1,5	40	2

SELL OUT

316 Børstet

OUTDOOR	Ø	H	
146302-042-02-12	42,4 x 1,5	30	2
146302-048-02-12	48,3 x 1,5	35	2
146302-060-02-12	60,3 x 1,5	40	2

316 Poleret

OUTDOOR	Ø	H	
146302-042-02-10	42,4 x 1,5	30	2

**MOD 6302****304** Børstet

INDOOR	Ø	H	
136302-042-01-12	42,4 x 1,5	30	2
136302-048-01-12	48,3 x 1,5	35	2
136302-060-01-12	60,3 x 1,5	40	2

SELL OUT

316 Børstet

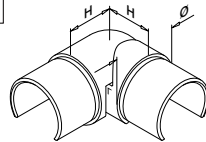
OUTDOOR	Ø	H	
146302-042-01-12	42,4 x 1,5	30	2
146302-048-01-12	48,3 x 1,5	35	2
146302-060-01-12	60,3 x 1,5	40	2

316 Poleret

OUTDOOR	Ø	H	
146302-042-01-10	42,4 x 1,5	30	2



+40° / -95°
Vandrette

**MOD 6312****304** Børstet

INDOOR	Ø	H	
136312-042-12	42,4 x 1,5	27	2
136312-048-12	48,3 x 1,5	30	2


316 Børstet

OUTDOOR	Ø	H	
146312-042-12	42,4 x 1,5	27	2
146312-048-12	48,3 x 1,5	30	2

NEW

**Q-INFO** 316

10



Poleret

12



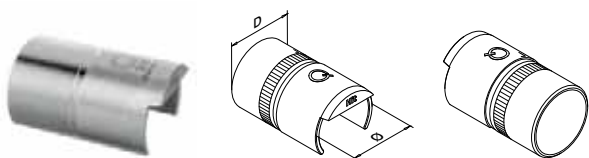
Børstet

SELL OUT

Kun så længe lager haves.

Glaslisterør/notrør

Glaslisterør til rørforbinder



MOD 5793 - EASY HIT®

316	Rå			
OUTDOOR	Til rør D	Til rør Ø		
145793-042	42,4 x 2,0	42,4 x 1,5		2
145793-048	48,3 x 2,0	48,3 x 1,5		2



International Design Model Protection

Glaslisterør/notrør

Håndliste afslutning



MOD 6738

304	Børstet			
INDOOR	Til rør Ø	L		
136738-042-12	42,4 x 1,5	60		2
136738-048-12	48,3 x 1,5	65		2

316	Børstet			
OUTDOOR	Til rør Ø	L		
146738-042-12	42,4 x 1,5	60		2



International Design Model Protection

Glaslisterør/notrør

Endekapper



MOD 6732

304	Børstet			
INDOOR	Til rør Ø			
136732-042-12	42,4 x 1,5			2
136732-048-12	48,3 x 1,5			2
136732-060-12	60,3 x 1,5			2

SELL OUT

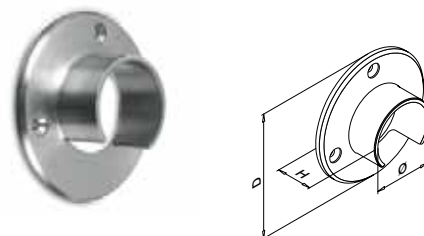
316	Børstet			
OUTDOOR	Til rør Ø			
146732-042-12	42,4 x 1,5			2
146732-048-12	48,3 x 1,5			2
146732-060-12	60,3 x 1,5			2

316	Poleret			
OUTDOOR	Til rør Ø			
146732-042-10	42,4 x 1,5			2



Glaslisterør/notrør

Vægflange



MOD 6505

304	Børstet					
INDOOR	For Ø	D	H			
136505-042-12	42,4	90	30	Q5-5	471	2
136505-048-12	48,3	95	35	Q5-5	471	2
136505-060-12	60,3	107	35	Q5-5	471	2

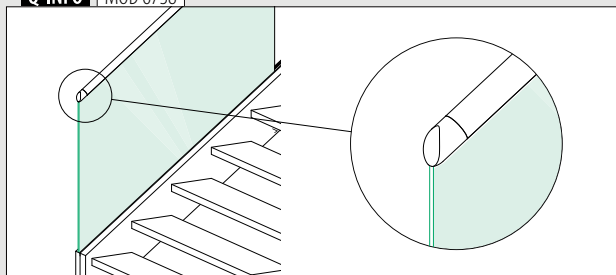
SELL OUT

316	Børstet					
OUTDOOR	For Ø	D	H			
146505-042-12	42,4	90	30	Q5-6	471	2
146505-048-12	48,3	95	35	Q5-6	471	2
146505-060-12	60,3	107	35	Q5-6	471	2

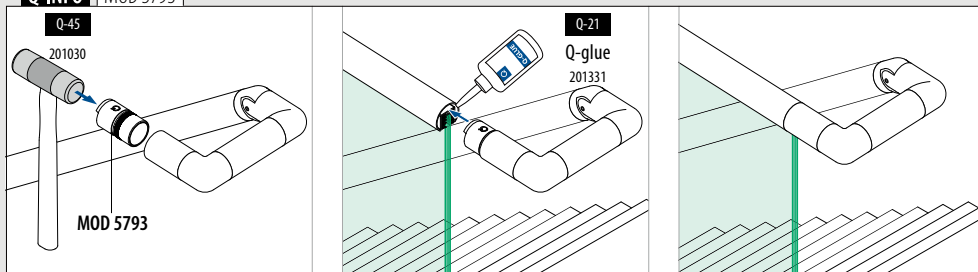
316	Poleret					
OUTDOOR	For Ø	D	H			
146505-042-10	42,4	90	30	Q5-6	471	2



Q-INFO MOD 6738



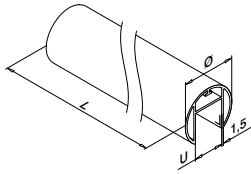
Q-INFO MOD 5793



Glaslisterør/notrør

Glaslisterør

166920-042-50-00 18



MOD 6920

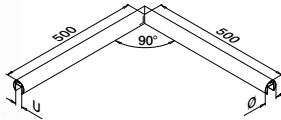
Aluminium	Rå	U	Ø	
166920-042-50-00		24	42,4	L = 5 m
Aluminium	Børstet, anodiseret			
OUTDOOR				
166920-042-50-18		24	42,4	L = 5 m



International Design Model Protection

Glaslisterør/notrør

Hjørne



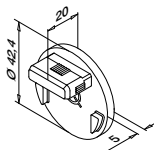
MOD 6320

Aluminium	Rå	U	Ø	
166320-042-00		24	42,4 x 1,5	1
Aluminium	Børstet, anodiseret			
OUTDOOR				
166320-042-18		24	42,4 x 1,5	1

International Design Model Protection

Glaslisterør/notrør

Endekapper



MOD 6732 - EASY HIT®

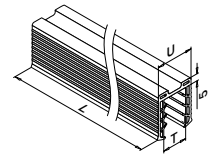
Aluminium	Rå	For Ø	
166732-042-00		42,4 x 1,5	2
Aluminium	Børstet, anodiseret		
OUTDOOR			
166732-042-18		42,4 x 1,5	2



International Design Model Protection

Glaslisterør/notrør

Gummiindlæg



MOD 5124

Tilbehør

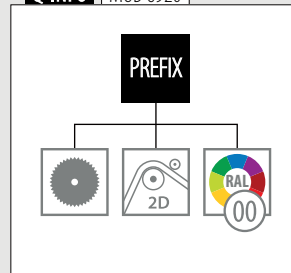
U = 24 mm

Til hærdet glas	T	
205124-050-08	8 - 10	L = 5 m
205124-050-11	12	L = 5 m
205124-050-15	15	L = 5 m
205124-050-19	19	L = 5 m
205124-250-08	8 - 10	L = 25 m
205124-250-11	12	L = 25 m
205124-250-15	15	L = 25 m
205124-250-19	19	L = 25 m


Til lamineret glas

205124-050-08	8,76 - 10,76	L = 5 m
205124-050-11	11,52 - 13,52	L = 5 m
205124-050-17	16,76 - 17,52	L = 5 m
NEW 205124-050-92	20,76 - 21,52	L = 5 m
205124-250-08	8,76 - 10,76	L = 25 m
205124-250-11	11,52 - 13,52	L = 25 m
205124-250-17	16,76 - 17,52	L = 25 m
NEW 205124-250-92	20,76 - 21,52	L = 25 m

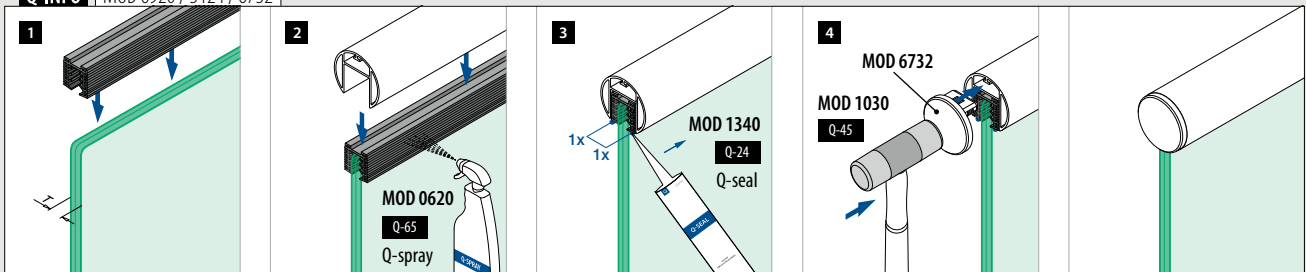
Q-INFO MOD 6920



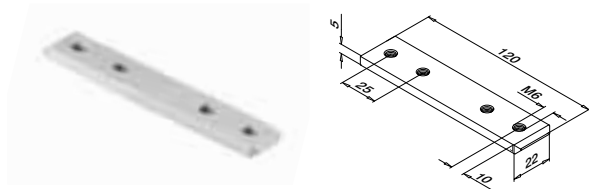
Q-INFO Aluminium



Q-INFO MOD 6920 / 5124 / 6732

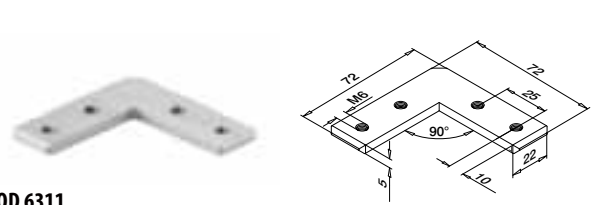


Forbinderer



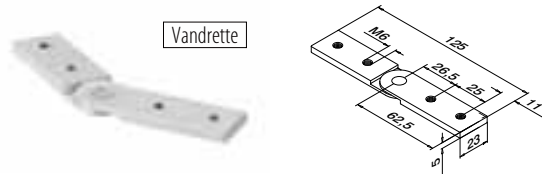
MOD 6795

Aluminium	Rå		
166795-339	QS-261	472	2




MOD 6311

Aluminium	Rå		
166311-339	QS-261	472	2



MOD 6797

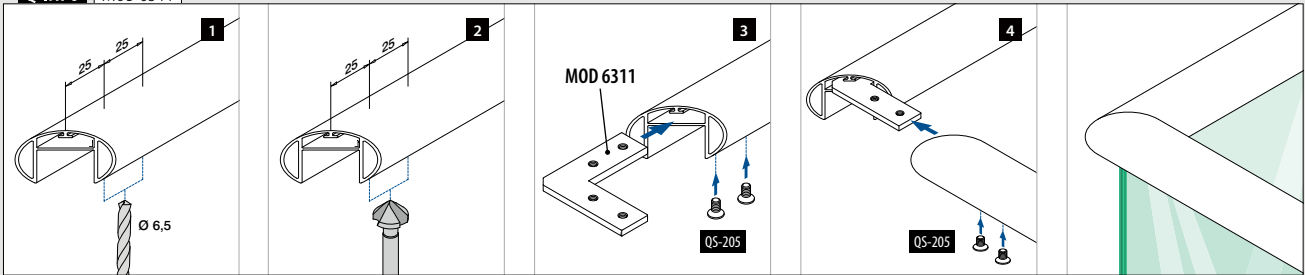
Aluminium	Rå		
166797	QS-261	472	2



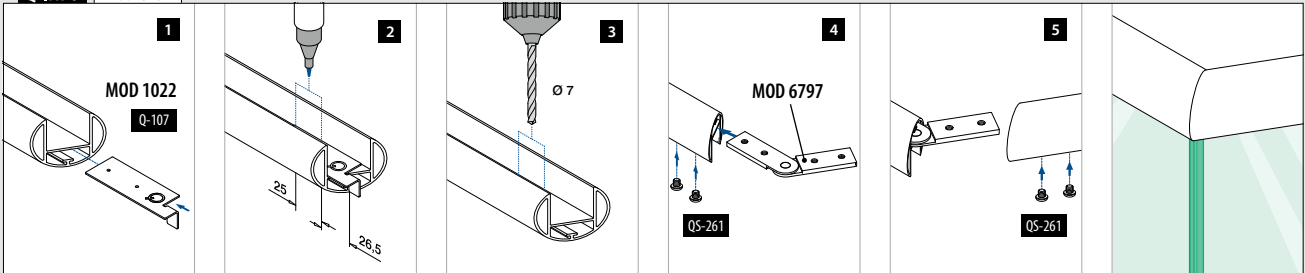
MOD 6798

Aluminium	Rå		
166798	QS-261	472	2

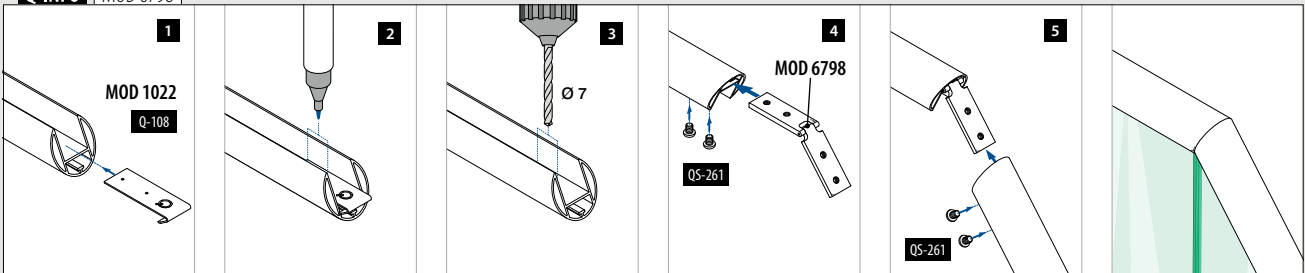
Q-INFO MOD 6311



Q-INFO MOD 6797



Q-INFO MOD 6798



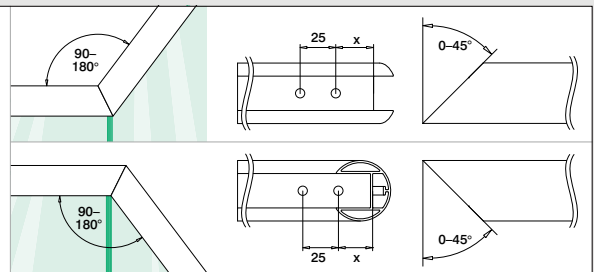
Q-INFO MOD 6798

Opadgående

Skæring	45°	40°	35°	30°	25°	20°	15°	10°	5°	0°
Vinkel yderside	90°	100°	110°	120°	130°	140°	150°	160°	170°	180°
Distance til hjørne	30,5	30,0	29,5	29,0	28,5	28,0	27,5	27,0	27,0	26,5

Nedadgående

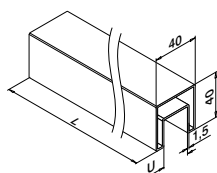
Skæring	0°	5°	10°	15°	20°	25°	30°	35°	40°	45°
Vinkel inderside	180°	170°	160°	150°	140°	130°	120°	110°	100°	90°
Distance til hjørne	26,5	26,5	26,0	26,0	25,5	25,5	25,0	24,5	24,5	24,0



Glaslisterør/notrør

Glaslisterør

Firkantet



MOD 6924

304 Børstet

INDOOR

SELL OUT	U	□	⊞
136924-040-25-12	24	40 x 40	L = 2,5 m
136924-040-50-12	24	40 x 40	L = 5 m

316 Børstet

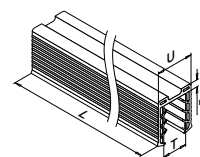
OUTDOOR

146924-040-25-12	24	40 x 40	L = 2,5 m
146924-040-50-12	24	40 x 40	L = 5 m



Glaslisterør/notrør

Gummiindlæg



MOD 5124

Tilbehør

U = 24 mm

Til hærdet glas	T	⊞
205124-050-08	8 - 10	L = 5 m
205124-050-11	12	L = 5 m
205124-050-15	15	L = 5 m
205124-050-19	19	L = 5 m
205124-250-08	8 - 10	L = 25 m
205124-250-11	12	L = 25 m
205124-250-15	15	L = 25 m
205124-250-19	19	L = 25 m

Til lamineret glas

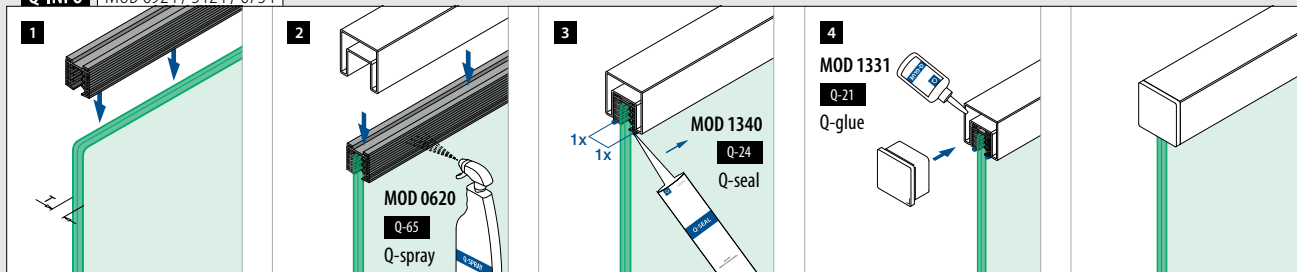
205124-050-08	8,76 - 10,76	L = 5 m
205124-050-11	11,52 - 13,52	L = 5 m
205124-050-17	16,76 - 17,52	L = 5 m
NEW 205124-050-92	20,76 - 21,52	L = 5 m
205124-250-08	8,76 - 10,76	L = 25 m
205124-250-11	11,52 - 13,52	L = 25 m
205124-250-17	16,76 - 17,52	L = 25 m
NEW 205124-250-92	20,76 - 21,52	L = 25 m

Q-INFO MOD 6924

PREFIX




Q-INFO MOD 6924 / 5124 / 6734



Forbinderer

Firkantet



MOD 6343

304	Børstet		
INDOOR	<input type="checkbox"/>	<input type="checkbox"/>	
136343-040-12	40 x 40		2
316	Børstet		
OUTDOOR			
146343-040-12	40 x 40		2



MOD 6794


304	Børstet		
INDOOR	<input type="checkbox"/>	<input type="checkbox"/>	
136794-040-12	40 x 40		2
316	Børstet		
OUTDOOR			
146794-040-12	40 x 40		2



Forbinderer

Justerbar

Firkantet



MOD 6342

304	Børstet		
INDOOR	<input type="checkbox"/>	H	<input type="checkbox"/>
136342-040-02-12	40 x 40	30	2
316	Børstet		
OUTDOOR			
146342-040-02-12	40 x 40	30	2



MOD 6342

304	Børstet		
INDOOR	<input type="checkbox"/>	H	<input type="checkbox"/>
136342-040-01-12	40 x 40	30	2
316	Børstet		
OUTDOOR			
146342-040-01-12	40 x 40	30	2



Endekapper

Firkantet



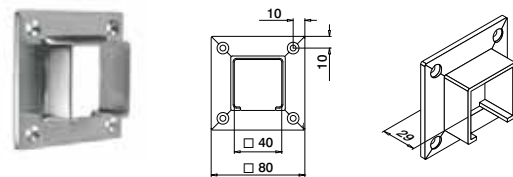
MOD 6734

304	Børstet		
INDOOR	<input type="checkbox"/>	<input type="checkbox"/>	
136734-040-12	40 x 40		2
316	Børstet		
OUTDOOR			
146734-040-12	40 x 40		2



Vægflange

Firkantet



MOD 6545

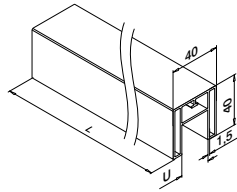

304	Børstet		
INDOOR	<input type="checkbox"/>		<input type="checkbox"/>
136545-040-12	40 x 40	QS-7 471	2
316	Børstet		
OUTDOOR			
146545-040-12	40 x 40	QS-50 471	2



Glaslisterør/notrør

Glaslisterør

Firkantet



MOD 6924

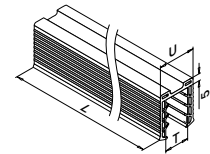
Aluminium	Rå	U	<input type="checkbox"/>	<input type="checkbox"/>
166924-040-50-00		24	40 x 40	L = 5 m
Aluminium	Børstet, anodiseret			
OUTDOOR				
166924-040-50-18		24	40 x 40	L = 5 m
Aluminium	Black Line			
OUTDOOR				
NEW 166924-040-50-82		24	40 x 40	L = 5 m



International Design Model Protection

Glaslisterør/notrør

Gummiindlæg



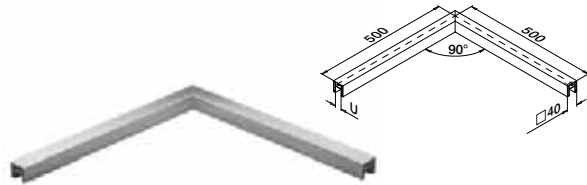
MOD 5124

Tilbehør			
U = 24 mm			
Til hærdet glas	T	<input type="checkbox"/>	
205124-050-08	8 - 10		L = 5 m
205124-050-11	12		L = 5 m
205124-050-15	15		L = 5 m
205124-050-19	19		L = 5 m
Til lamineret glas			
205124-050-08	8,76 - 10,76		L = 5 m
205124-050-11	11,52 - 13,52		L = 5 m
205124-050-17	16,76 - 17,52		L = 5 m
NEW 205124-050-92	20,76 - 21,52		L = 5 m

Glaslisterør/notrør

Hjørne

Firkantet




MOD 6324

Aluminium	Børstet, anodiseret	U	<input type="checkbox"/>	<input type="checkbox"/>
OUTDOOR				
166324-040-18		24	40 x 40 x 1,5	1
Aluminium	Black Line			
OUTDOOR				
NEW 166324-040-82		24	40 x 40 x 1,5	1

Glaslisterør/notrør

Endekapper

Firkantet



MOD 6734 - EASY HIT®

Aluminium	Rå	<input type="checkbox"/>	<input type="checkbox"/>
166734-040-00		40 x 40	2
Aluminium	Børstet, anodiseret		
OUTDOOR			
166734-040-18		40 x 40	2
Aluminium	Black Line		
OUTDOOR			
NEW 166734-040-82		40 x 40	2

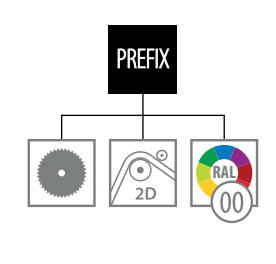


International Design Model Protection

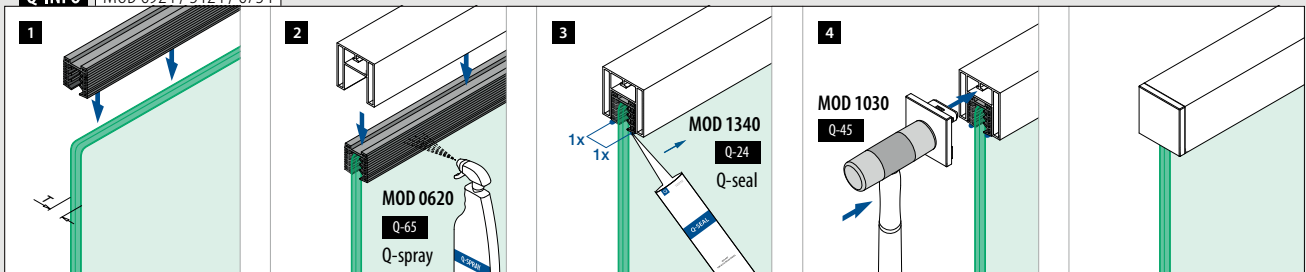
Q-INFO Aluminium



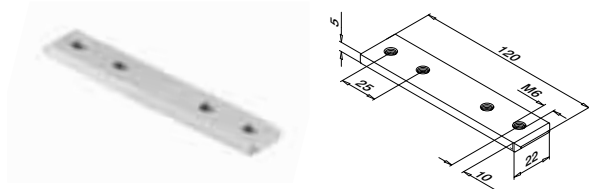
Q-INFO MOD 6924



Q-INFO MOD 6924 / 5124 / 6734

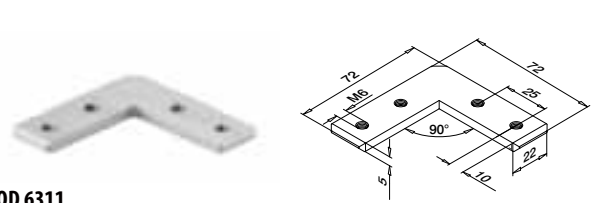


Forbinderer



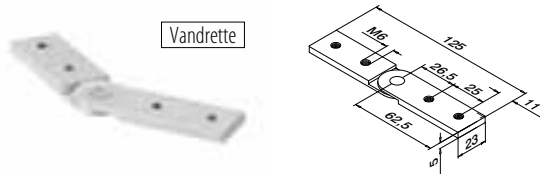
MOD 6795

Aluminium	Rå		
166795-339	QS-261	472	2




MOD 6311

Aluminium	Rå		
166311-339	QS-261	472	2



MOD 6797

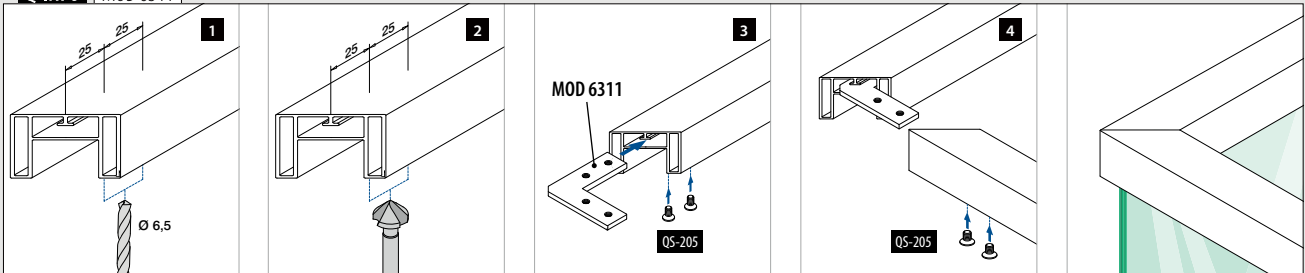
Aluminium	Rå		
166797	QS-261	472	2



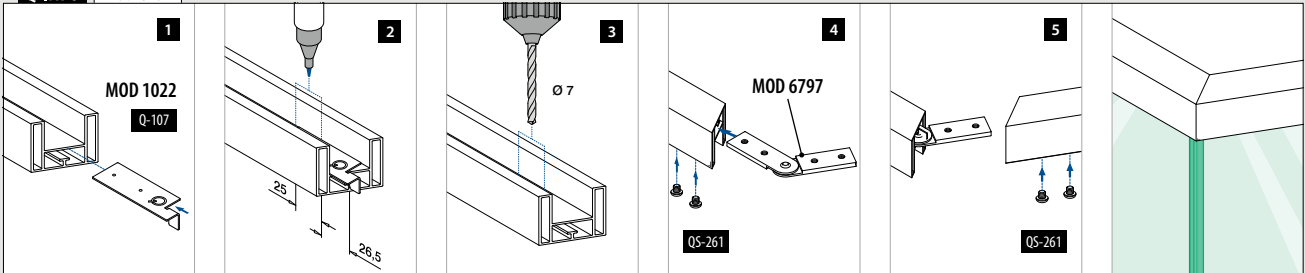
MOD 6798

Aluminium	Rå		
166798	QS-261	472	2

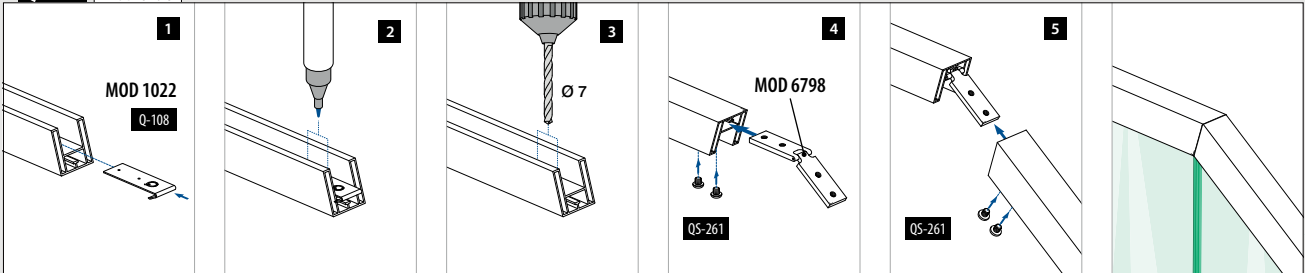
Q-INFO MOD 6311



Q-INFO MOD 6797



Q-INFO MOD 6798



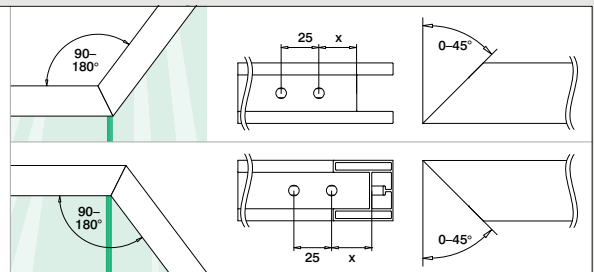
Q-INFO MOD 6798

Opadgående

Skæring	45°	40°	35°	30°	25°	20°	15°	10°	5°	0°
Vinkel yderside	90°	100°	110°	120°	130°	140°	150°	160°	170°	180°
Distance til hjørne	30,5	30,0	29,5	29,0	28,5	28,0	27,5	27,0	27,0	26,5

Nedadgående

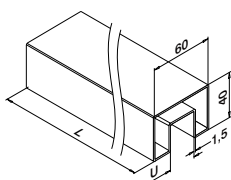
Skæring	0°	5°	10°	15°	20°	25°	30°	35°	40°	45°
Vinkel inderside	180°	170°	160°	150°	140°	130°	120°	110°	100°	90°
Distance til hjørne	26,5	26,5	26,0	26,0	25,5	25,5	25,0	24,5	24,5	24,0



Glaslisterør/notrør

Glaslisterør

Rektangulære



MOD 6924

304 Børstet

INDOOR

U



136924-640-50-12

24

60 x 40

L = 5 m

316 Børstet

OUTDOOR

146924-640-50-12

24

60 x 40

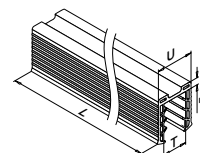
L = 5 m

PREFIX



Glaslisterør/notrør

Gummiindlæg



MOD 5124

Tilbehør

U = 24 mm

Til hærdet glas

T



205124-050-08

8 - 10

L = 5 m

205124-050-11

12

L = 5 m

205124-050-15

15

L = 5 m

205124-050-19

19

L = 5 m

205124-250-08

8 - 10

L = 25 m

205124-250-11

12

L = 25 m

205124-250-15

15

L = 25 m

205124-250-19

19

L = 25 m

Til lamineret glas

205124-050-08

8,76 - 10,76

L = 5 m

205124-050-11

11,52 - 13,52

L = 5 m

205124-050-17

16,76 - 17,52

L = 5 m

NEW

205124-050-92

20,76 - 21,52

L = 5 m

205124-250-08

8,76 - 10,76

L = 25 m

205124-250-11

11,52 - 13,52

L = 25 m

205124-250-17

16,76 - 17,52

L = 25 m

NEW

205124-250-92

20,76 - 21,52

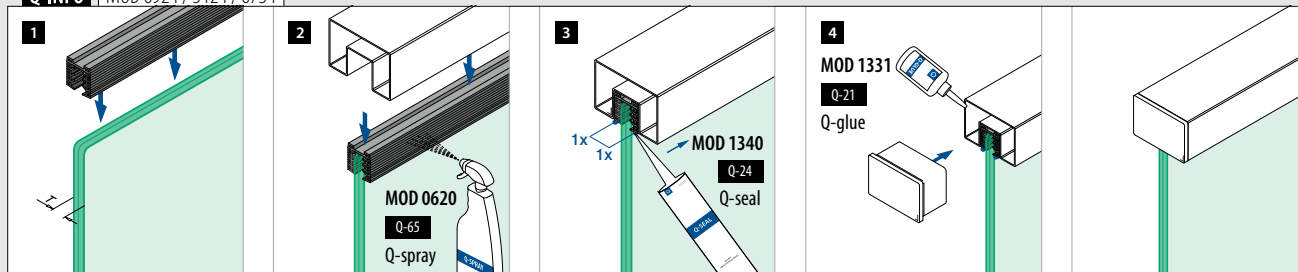
L = 25 m

Q-INFO MOD 6924

PREFIX

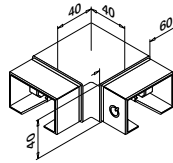


Q-INFO MOD 6924 / 5124 / 6734



Forbinderer

Rektangulære



MOD 6343

304 Børstet

INDOOR

For



SELL OUT

136343-640-12

60 x 40

2

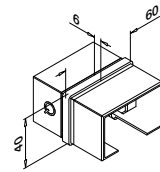
316 Børstet

OUTDOOR

146343-640-12

60 x 40

2



MOD 6794

304 Børstet

INDOOR

For



SELL OUT

136794-640-12

60 x 40

2

316 Børstet

OUTDOOR

146794-640-12

60 x 40

2



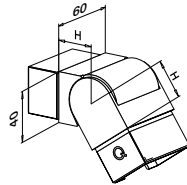
Forbinderer

Justerbar

Rektangulære



25–55°
Nedad



MOD 6342

304 Børstet

INDOOR

For

H



SELL OUT

136342-640-02-12

60 x 40

30

2

316 Børstet

OUTDOOR

146342-640-02-12

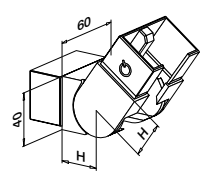
60 x 40

30

2



25–55°
Opad



MOD 6342

304 Børstet

INDOOR

For

H



SELL OUT

136342-640-01-12

60 x 40

30

2

316 Børstet

OUTDOOR

146342-640-01-12

60 x 40

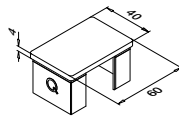
30

2



Endekapper

Rektangulære



MOD 6734

304 Børstet

INDOOR

For



SELL OUT

136734-640-12

60 x 40

2

316 Børstet

OUTDOOR

146734-640-12

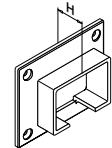
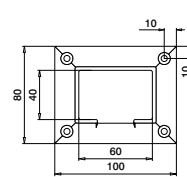
60 x 40

2



Vægflange

Rektangulære



MOD 6545

304 Børstet

INDOOR

For

H

QS-7 471



SELL OUT

136545-640-12

60 x 40

29

QS-7 471

2

316 Børstet

OUTDOOR

146545-640-12

60 x 40

29

QS-50 471

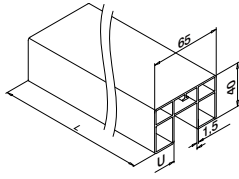

2



Glaslisterør/notrør

Glaslisterør

Rektangulære



MOD 6924

Aluminium Rå

	U	<input type="checkbox"/>	<input type="checkbox"/>
166924-654-50-00	24	65 x 40	L = 5 m

Aluminium Mat sølveffekt

	U	<input type="checkbox"/>	<input type="checkbox"/>
166924-654-50-08	24	65 x 40	L = 5 m

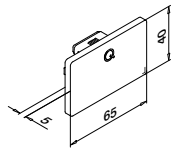


International Design Model Protection

Glaslisterør/notrør

Endekapper

Rektangulære



MOD 6734 - EASY HIT®

Aluminium Rå

	For <input type="checkbox"/>	<input type="checkbox"/>
166734-654-00	65 x 40	2

Aluminium Mat sølveffekt

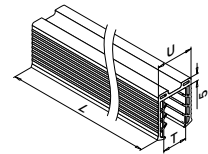
	For <input type="checkbox"/>	<input type="checkbox"/>
166734-654-08	65 x 40	2



International Design Model Protection

Glaslisterør/notrør

Gummiindlæg



MOD 5124

Tilbehør

U = 24 mm

Til hærdet glas	T	<input type="checkbox"/>
205124-050-08	8 - 10	L = 5 m
205124-050-11	12	L = 5 m
205124-050-15	15	L = 5 m
205124-050-19	19	L = 5 m

Til lamineret glas

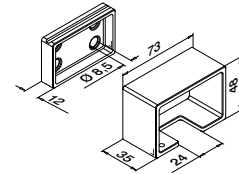
205124-050-08	8,76 - 10,76	L = 5 m
205124-050-11	11,52 - 13,52	L = 5 m
205124-050-17	16,76 - 17,52	L = 5 m
205124-050-92	20,76 - 21,52	L = 5 m

NEW

Glaslisterør/notrør

Vægflange

Rektangulære



MOD 6545

Aluminium Rå

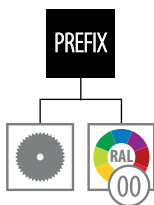
	For <input type="checkbox"/>	<input type="checkbox"/>	<input type="checkbox"/>
166545-654-00	65 x 40	QS-55 <input type="checkbox"/> 470 / QS-20 <input type="checkbox"/> 472	2




International Design Model Protection

SELL OUT Kun så længe lager haves.

Q-INFO MOD 6924



Q-INFO Aluminium

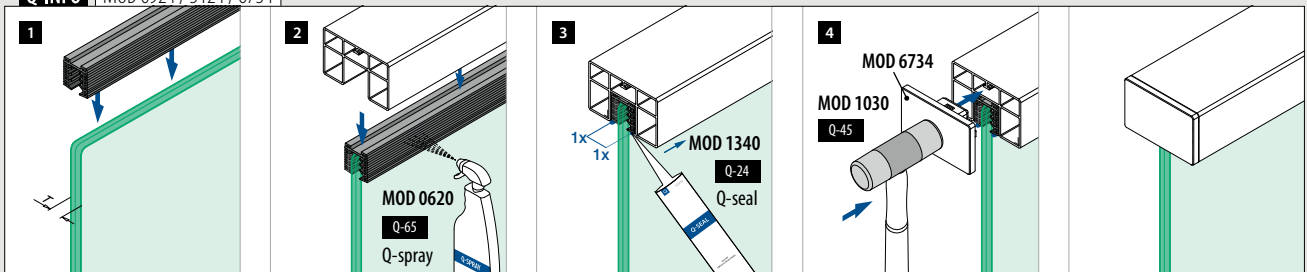


Q-INFO MOD 6924

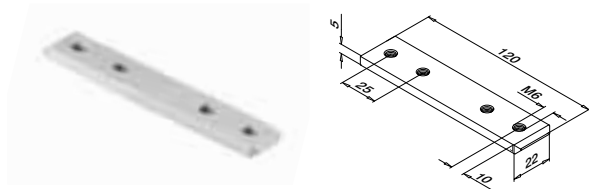


Tilføj LED-belysning (Linear Light) ved at bruge MOD 6926 U-profilen

Q-INFO MOD 6924 / 5124 / 6734

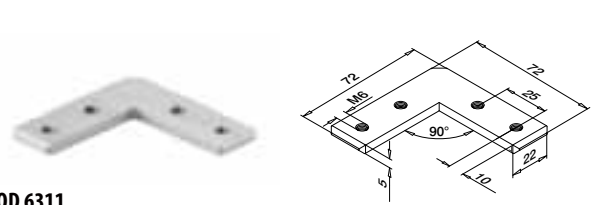


Forbinderer



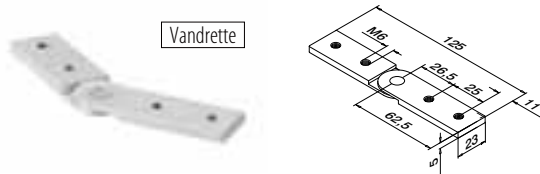
MOD 6795

Aluminium	Rå		
166795-339	QS-261	472	2




MOD 6311

Aluminium	Rå		
166311-339	QS-261	472	2



MOD 6797

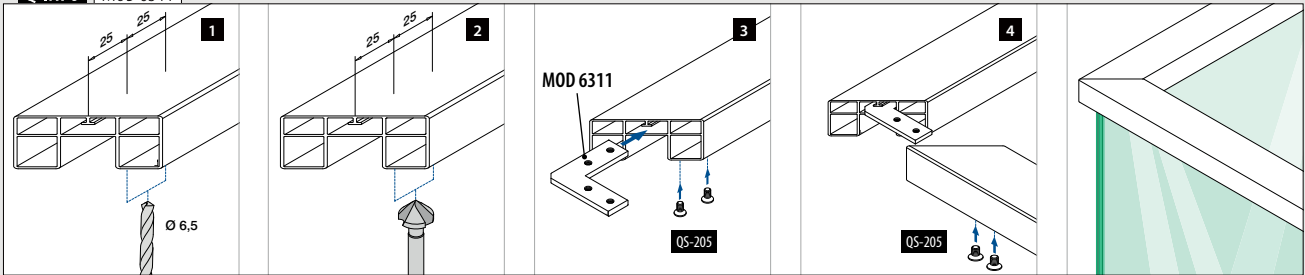
Aluminium	Rå		
166797	QS-261	472	2



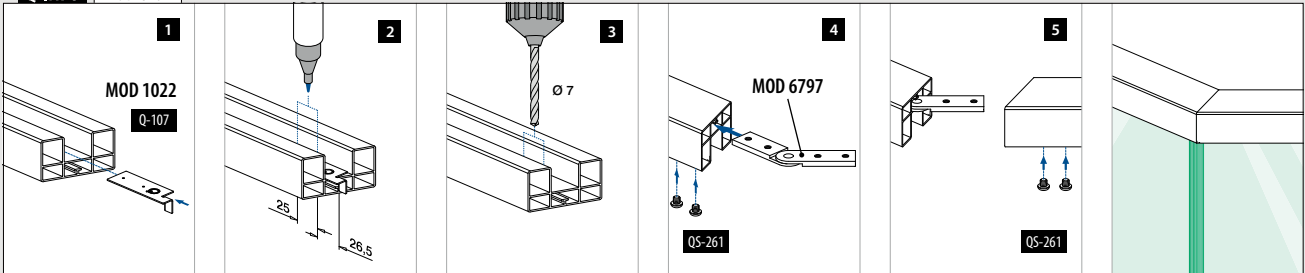
MOD 6798

Aluminium	Rå		
166798	QS-261	472	2

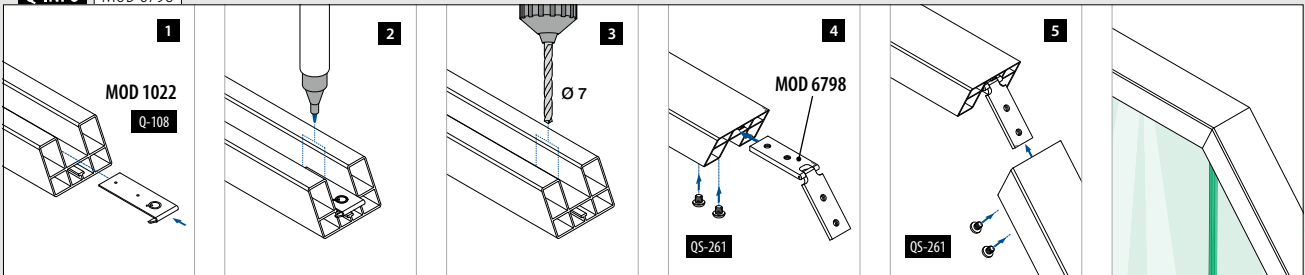
Q-INFO MOD 6311



Q-INFO MOD 6797



Q-INFO MOD 6798



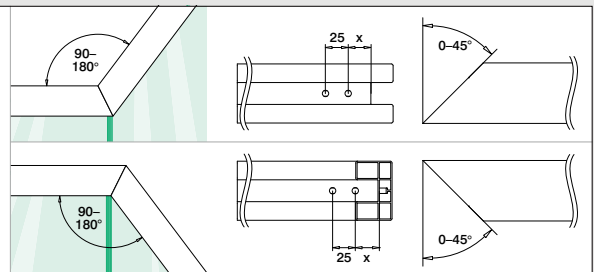
Q-INFO MOD 6798

Opadgående

Skæring	45°	40°	35°	30°	25°	20°	15°	10°	5°	0°
Vinkel yderside	90°	100°	110°	120°	130°	140°	150°	160°	170°	180°
Distance til hjørne	30,5	30,0	29,5	29,0	28,5	28,0	27,5	27,0	27,0	26,5

Nedadgående

Skæring	0°	5°	10°	15°	20°	25°	30°	35°	40°	45°
Vinkel inderside	180°	170°	160°	150°	140°	130°	120°	110°	100°	90°
Distance til hjørne	26,5	26,5	26,0	26,0	25,5	25,5	25,0	24,5	24,5	24,0

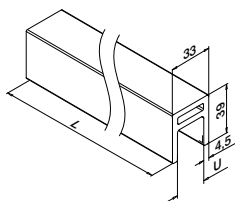



U-profil / notrør

U-profiler

HYBRID 33x39

166911-339-50-00 08 18 82



MOD 6911

Aluminium Rå

	U	
166911-339-50-00	24	L = 5 m

Aluminium Mat sølveffekt

	OUTDOOR	
166911-339-50-08	24	L = 5 m

Aluminium Børstet, anodiseret

	OUTDOOR	
166911-339-50-18	24	L = 5 m

Aluminium Black Line

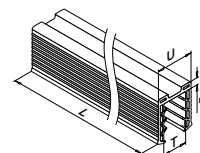
	OUTDOOR	
166911-339-50-82	24	L = 5 m



International Design Model Protection

U-profil / notrør

Gummiindlæg



MOD 5124

Tilbehør

U = 24 mm		
Til hærdet glas	T	
205124-050-08	8 - 10	L = 5 m

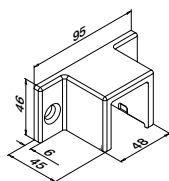
Til lamineret glas

205124-050-08	8,76 - 10,76	L = 5 m
205124-050-11	11,52 - 13,52	L = 5 m

U-profil / notrør

Vægflange

HYBRID 33x39



MOD 6515

316 Børstet

	OUTDOOR		
146515-339-12	QS-214 468		2

316 Black Line

	OUTDOOR		
146515-339-82	QS-214 468		2



Q-INFO Aluminium

Rå	Mat sølveffekt	Børstet, anodiseret	Sort, mat, struktur overflade

Q-INFO 316

Børstet	Sort, mat, struktur overflade

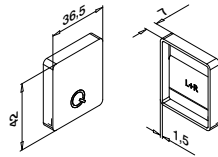
Q-INFO MOD 6911

PREFIX

Q-INFO

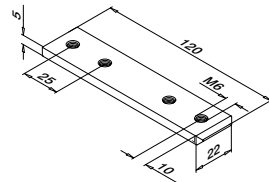


Venstre / højre



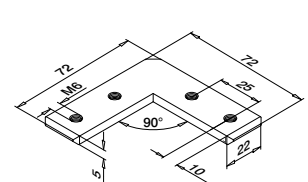
MOD 6913

Aluminium	Rå	
166913-339-00		2
Aluminium	Mat sølveffekt	
OUTDOOR		
SELL OUT	166913-339-08	2
Aluminium	Børstet, anodiseret	
OUTDOOR		
NEW	166913-339-18	2
Aluminium	Black Line	
OUTDOOR		
NEW	166913-339-82	2



MOD 6795

Aluminium	Rå	
166795-339	QS-261 472	2

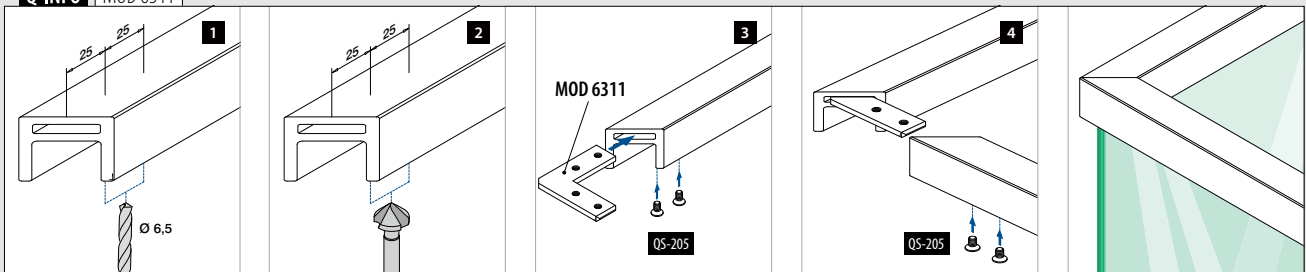


MOD 6311

Aluminium	Rå	
166311-339	QS-261 472	2

SELL OUT Kun så længe lager haves.

Q-INFO MOD 6311





2

FRANSKE BALKON- SYSTEMER

Easy Glass® View	190 - 197
Easy Glass® MOD 6507-6508	198 - 209
Med glasklemmer	210 - 211
Med glasadaptere	212 - 217
Brystværn	218 - 231




EASY GLASS® MOD 6507 / 6508

198



Find alle oplysninger om
franske balkoner online:



[https://q-ne.ws/
JulietBalcony23](https://q-ne.ws/JulietBalcony23)

MED GLAS- ADAPTERE

212

MED GLAS- KLEMMER

210

BRYSTVÆRN

218



ALSIDIG OG NÆSTEN USYNLIG

Gulv-til-loft-vinduer er ekstremt populære i både bolig- og kontorbygninger, da rummene nyder godt af maksimalt dagslys. Sådanne vinduer skal dog have en fransk balkon, der giver tilstrækkelig faldsikring.

Vi tilbyder to systemer, der er specielt udviklet til dette formål. Den første er Easy Glass® View, som ikke kun kan monteres på facaden, men også i karmen eller på vinduesrammen. Det andet franske balkonsystem er Easy Glass® MOD 6507-6508, hvor man kan vælge mellem enten runde eller kantede vægflanger og glaslisterør.

Men der er også andre løsninger, der kan bruges til at skabe franske balkoner med glas. Q-railing glasklemmer og glasadaptere er velegnede til denne anvendelse. Desuden er brystværn en effektiv måde at sikre større vinduer. Vælg runde eller kantede elementer til disse alternative løsninger for at skabe lige netop den effekt, du ønsker.



EASY GLASS®
VIEW

190

Q-railing



Designet til: Let og middel belastning
Brug: Indendørs og udendørs
Varianter: Vægmontering (facade, vinduesramme, vinduesåbning)
Anvendelse: Franske balkoner
Materiale: Aluminium (børstet anodiseret, rå og pulverlakeret)
Glastykkelse: 12 til 21,52 mm

Find alle oplysninger om
Easy Glass View online:



[https://q-ne.ws/
View23](https://q-ne.ws/View23)

EASY GLASS[®] VIEW



Minimalistiske franske balkoner for maksimal sikkerhed

Du kan montere den næsten usynlige Easy Glass® View franske balkon enten på facaden, i vinduesåbningen eller direkte på vinduesrammen. De slanke aluminiumsprofiler kan også pulverlakeres, så de matcher farven på vinduesrammerne eller facaden.

Easy Glass® View	DK
Max. linje belastning (kN/m)	1,0
Max. bredde (meter)	3,0

Vær opmærksom på specifikationerne for montering og glas dimensioner, samt glastyper i hvert certifikat.

Internationalt testet/beregnet/certificeret:



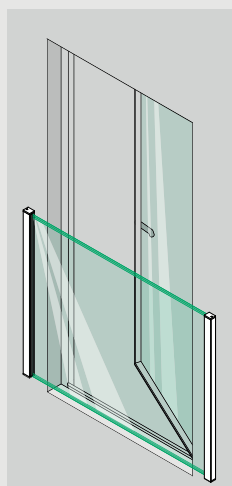
- 1 Opret en næsten usynlig fransk balkon med Easy Glass View takket være de ekstremt slanke profiler og skjulte samlingspunkter.
- 2 Vælg mellem en række monteringsmuligheder, herunder facademontage, mellem karme og på en vinduesramme.



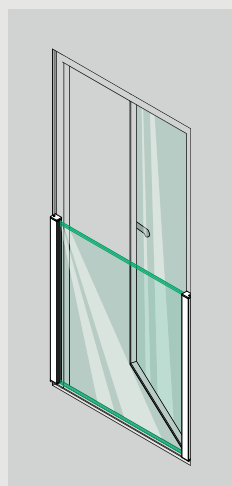
EASY GLASS® VIEW - VARIANTER

- Monteret med ankre eller skruer (afhængig af overflade)
- Montering mellem åbninger kan udføres indefra
- Profiler og glaslisterør kan pulverlakeres

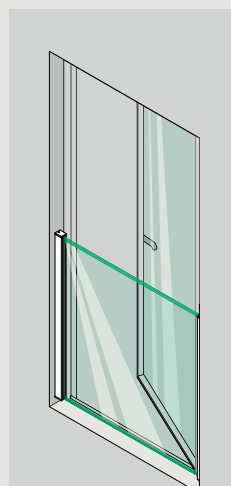
Montering af facade



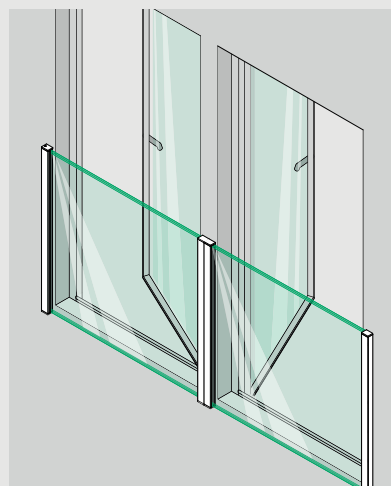
Ramme montering



Montering i muren omkring vinduet



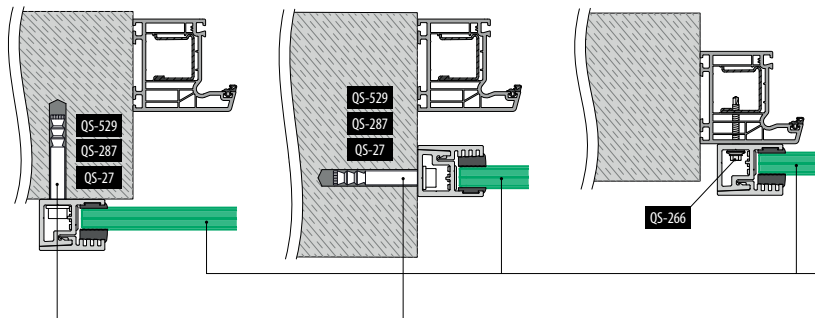
Montering med midterprofil



Montering af facade

Montering i muren omkring vinduet

Ramme montering

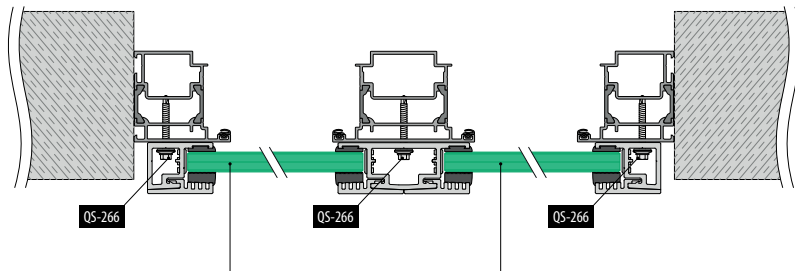


Der henvises til de respektive certifikater og statiske beregninger til specifikationer såsom monteringsdetaljer, glasmål og glastyper.

Hærdet/lamineret glas: ■160 - 161

Alle ankre: ■457 - 463

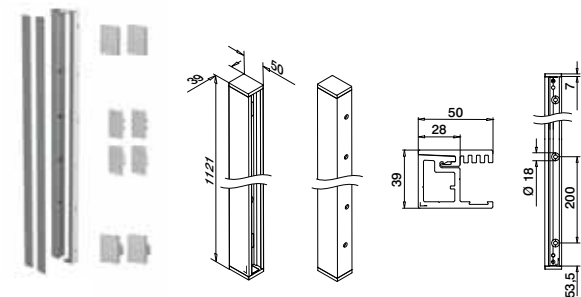
Montering med midterprofil



Hærdet/lamineret glas: ■160 - 161

Inkluderet: 2 profiler til en højde af 1100 mm glas, 4 dækknapper og 4 endekapper

Montering i muren omkring vinduet



MOD 6839

Aluminium Rå

166839-011-02-00 ■ 457 - 463 L = 2x 1,1 m

Aluminium Børstet, anodiseret

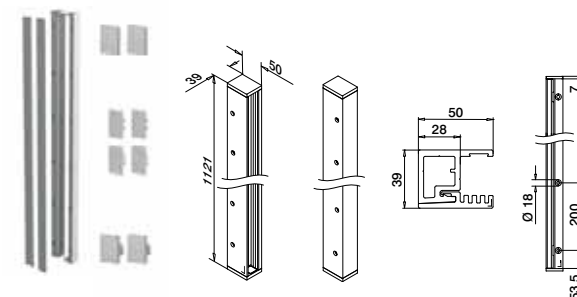
OUTDOOR

166839-011-02-18 ■ 457 - 463 L = 2x 1,1 m



Inkluderet: 2 profiler til en højde af 1100 mm glas, 4 dækknapper og 4 endekapper

Montering af facade / ramme montering



MOD 6839

Aluminium Rå

166839-011-01-00 ■ 457 - 463 L = 2x 1,1 m

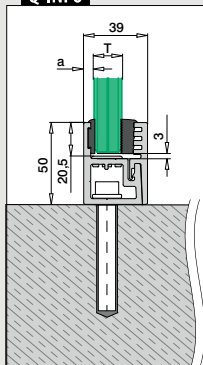
Aluminium Børstet, anodiseret

OUTDOOR

166839-011-01-18 ■ 457 - 463 L = 2x 1,1 m

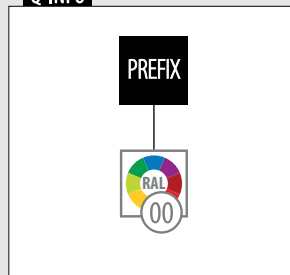


Q-INFO

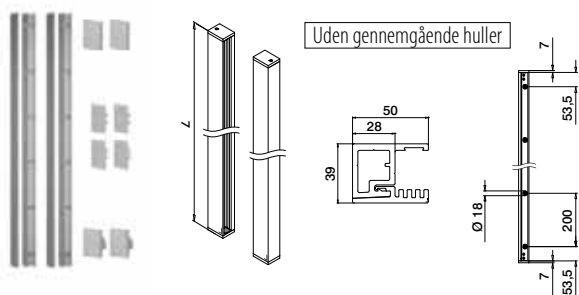


Til hærdet glas	T	a
20683x-xxx-12	12	10,5
20683x-xxx-15	15	10,5
20683x-xxx-19	19	6,5
Til lamineret glas	T	a
20683x-xxx-13	12,76	10,5
20683x-xxx-14	13,52	10,5
20683x-xxx-17	16,76	6,5
20683x-xxx-18	17,52	6,5
20683x-xxx-21	20,76	6,5
20683x-xxx-22	21,52	6,5



Q-INFO



Inkluderet: 2 profiler til en højde af 1100 mm glas, 4 dækknapper og 4 endekapper



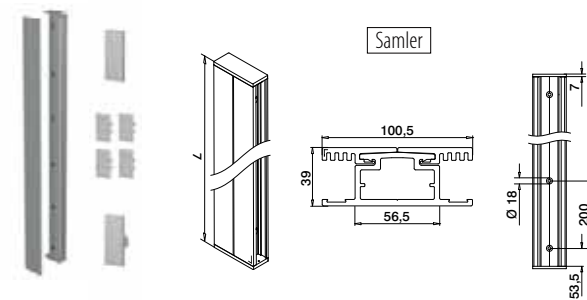
MOD 6839

Aluminium	Rå		
166839-011-00-00	457 - 463	L = 2x 1,1 m	
Aluminium	Børstet, anodiseret		
OUTDOOR			
166839-011-00-18	457 - 463	L = 2x 1,1 m	
Aluminium	Antracitgrå RAL 7016		
OUTDOOR			
NEW	166839-011-00-33	457 - 463	L = 2x 1,1 m
Aluminium	Black Line		
OUTDOOR			
NEW	166839-011-00-82	457 - 463	L = 2x 1,1 m





International Design Model Protection

Inkluderet: 1 profil til en højde af 1100 mm glas, 4 dækknapper og 2 endekapper



MOD 6849

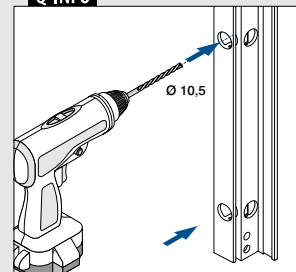
Aluminium	Rå		
166849-011-00-00	457 - 463	L = 1,1 m	
Aluminium	Børstet, anodiseret		
OUTDOOR			
166849-011-00-18	457 - 463	L = 1,1 m	
Aluminium	Antracitgrå RAL 7016		
OUTDOOR			
166849-011-00-33	457 - 463	L = 1,1 m	
Aluminium	Black Line		
OUTDOOR			
166849-011-00-82	457 - 463	L = 1,1 m	



Q-INFO Aluminium


00	18	33 RAL 7016	82 RAL 9005
			
Rå	Børstet, anodiseret	Antracitgrå, mat, glat	Sort, mat, struktur overflade Pulverlakeret


Q-INFO





Passer til
MOD 6839 og MOD 6849

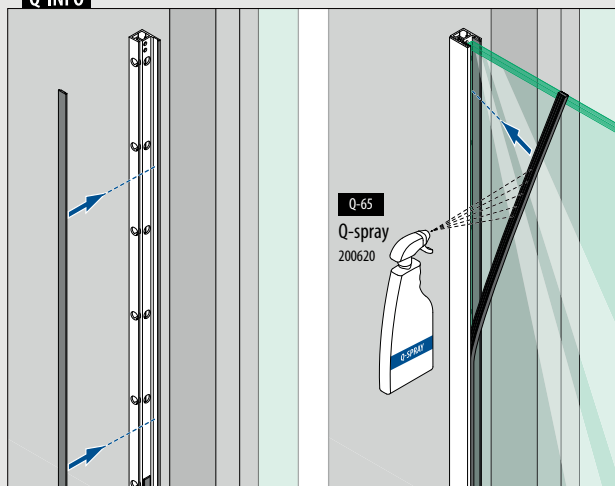
**MOD 6831****Tilbehør**

Til hærdet glas	T	
206831-211-12	12	L = 2x 1,1 m
206831-211-15	15	L = 2x 1,1 m
206831-211-19	19	L = 2x 1,1 m

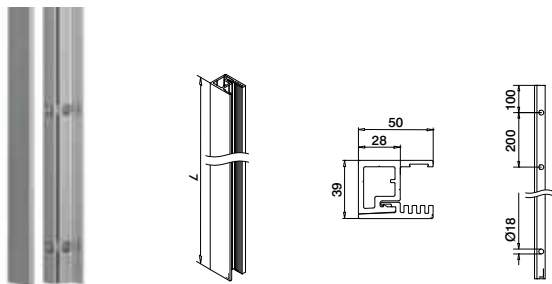
Til lamineret glas

206831-211-13	12,76	L = 2x 1,1 m
206831-211-14	13,52	L = 2x 1,1 m
206831-211-17	16,76	L = 2x 1,1 m
206831-211-18	17,52	L = 2x 1,1 m
206831-211-21	20,76	L = 2x 1,1 m
206831-211-22	21,52	L = 2x 1,1 m

NEW

Q-INFO

Uden gennemgående huller



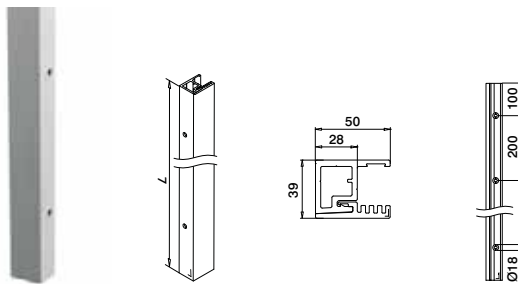
MOD 6830

Aluminium Rå		
166830-050-00-00	457 - 463	L = 5 m
Aluminium Børstet, anodiseret		
OUTDOOR		
166830-050-00-18	457 - 463	L = 5 m



International Design
Model Protection

Montering i muren omkring vinduet

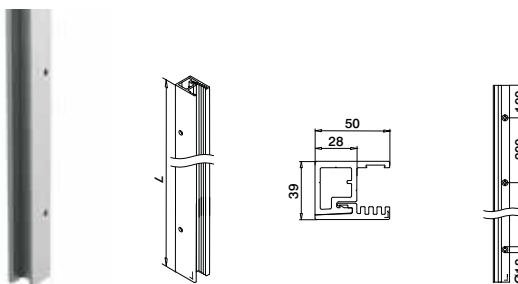


MOD 6830

Aluminium Rå		
166830-050-02-00	457 - 463	L = 5 m
Aluminium Børstet, anodiseret		
OUTDOOR		
166830-050-02-18	457 - 463	L = 5 m



Montering af facade / ramme montering

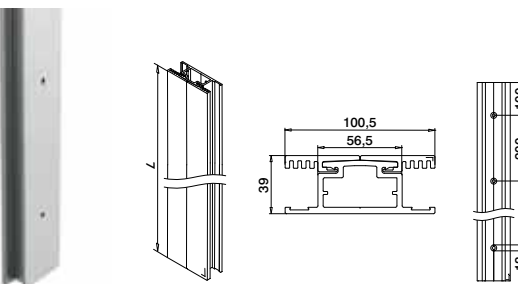


MOD 6830

Aluminium Rå		
166830-050-01-00	457 - 463	L = 5 m
Aluminium Børstet, anodiseret		
OUTDOOR		
166830-050-01-18	457 - 463	L = 5 m



Samler

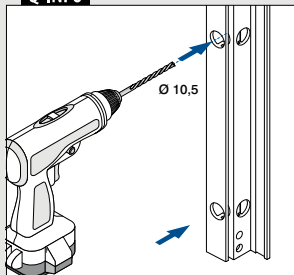


MOD 6840

Aluminium Rå		
166840-050-00-00	457 - 463	L = 5 m
Aluminium Børstet, anodiseret		
OUTDOOR		
166840-050-00-18	457 - 463	L = 5 m




Q-INFO



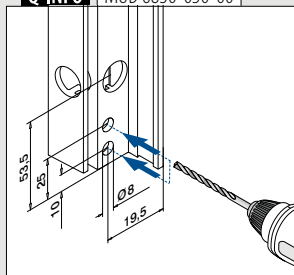
Q-INFO

Aluminium

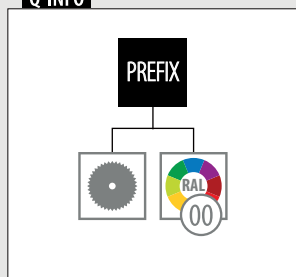


Q-INFO

MOD 6830-050-00

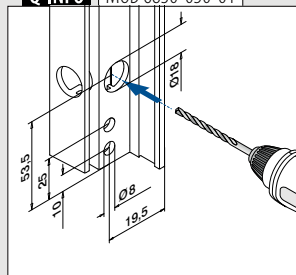


Q-INFO



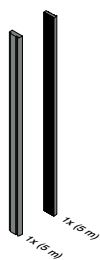
Q-INFO

MOD 6830-050-01






Passer til
MOD 6839 og MOD 6849



MOD 6831

Tilbehør

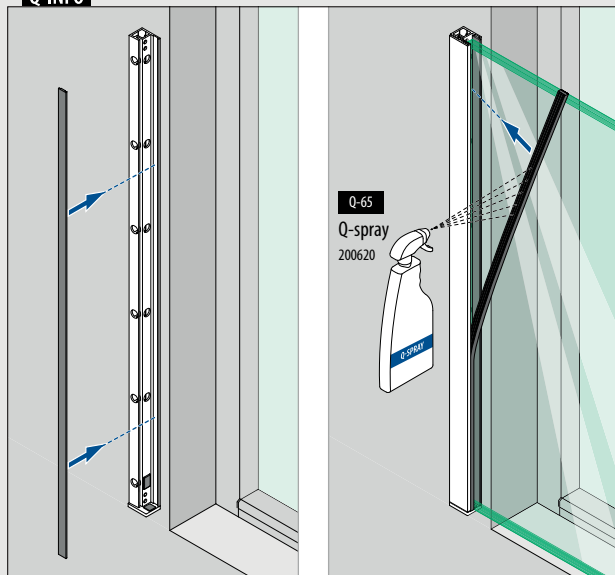
Til hærdet glas	T	
206831-050-12	12	L = 5 m
206831-050-15	15	L = 5 m
206831-050-19	19	L = 5 m

Til lamineret glas

206831-050-13	12,76	L = 5 m
206831-050-14	13,52	L = 5 m
206831-050-17	16,76	L = 5 m
206831-050-18	17,52	L = 5 m
206831-050-21	20,76	L = 5 m
206831-050-22	21,52	L = 5 m

NEW

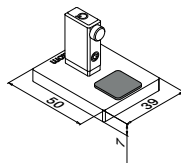
Q-INFO



Endekapper til MOD 6830 / 6839



Bund
Med sikkerheds-lås



MOD 6832

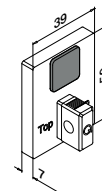
Aluminium	Rå	
166832-01-00		2
Aluminium	Børstet, anodiseret	
OUTDOOR		
166832-01-18		2



International Design Model Protection



Top



MOD 6832 - EASY HIT®

Aluminium	Rå	
166832-02-00		2
Aluminium	Børstet, anodiseret	
OUTDOOR		
166832-02-18		2

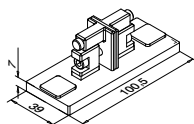


International Design Model Protection

Endekapper til MOD 6840 / 6849



Bund
Samler



MOD 6842

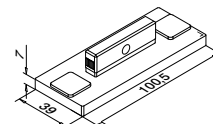
Aluminium	Rå	
166842-01-00		2
Aluminium	Børstet, anodiseret	
OUTDOOR		
166842-01-18		2



International Design Model Protection



Top
Samler



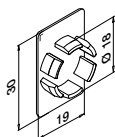
MOD 6842 - EASY HIT®

Aluminium	Rå	
166842-02-00		2
Aluminium	Børstet, anodiseret	
OUTDOOR		
166842-02-18		2



International Design Model Protection


Dæknapper



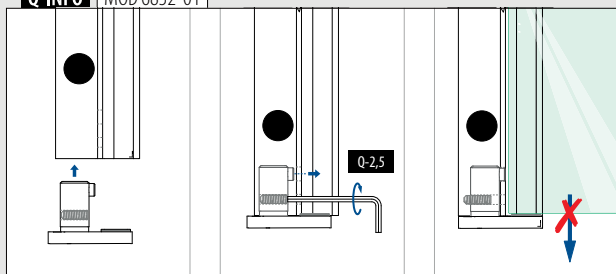
MOD 6838

Plastik	Aluminiumsgrå RAL 9006	
OUTDOOR		
156838-36		4

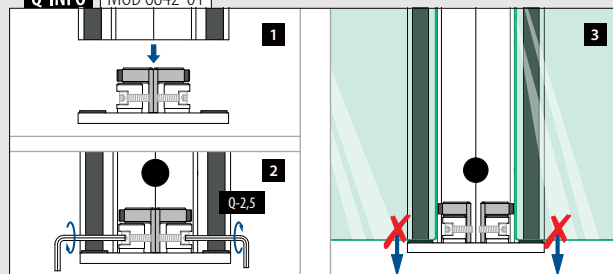
Q-INFO Aluminium



Q-INFO MOD 6832-01



Q-INFO MOD 6842-01





Designet til: Let og middel belastning
Brug: Indendørs og udendørs
Varianter: Vægmontering (facade)
Anvendelse: Franske balkoner
Materiale: Aluminium (børstet anodiseret og rå), rustfrit stål 316 (børstet)
Glasykkelse: 8 til 21,52 mm

Find alle oplysninger om
Easy Glass MOD 6507-6508
online:



<https://q-ne.ws/6507-6508-23>

EASY GLASS® MOD 6507-6508



Elegante fransk balkoner med mange muligheder

De franske balkoner Easy Glass® MOD 6507-6508 er minimalistiske, men giver sikker beskyttelse mod fald ved gulv-til-loft-vinduer. Glasudfyldningen monteres nemt på facaden ved hjælp af vægflanger og glaslisterør. Vælg mellem runde eller kantede gelænderkomponenter.

Easy Glass® MOD 6507-6508	DK
Max. linje belastning (kN/m)	1,0

Vær opmærksom på specifikationerne for montering og glas dimensioner, samt glastyper i hvert certifikat.

Internationalt testet/beregnet/certificeret:



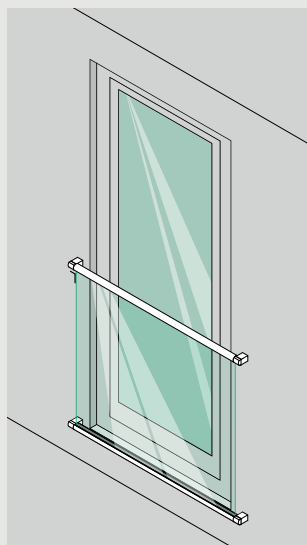
- 1 Monter glaslisterørerne på facaden enten vandret eller lodret.
- 2 Easy Glass MOD 6507-6508 er en stilfuld tilføjelse til enhver facade.



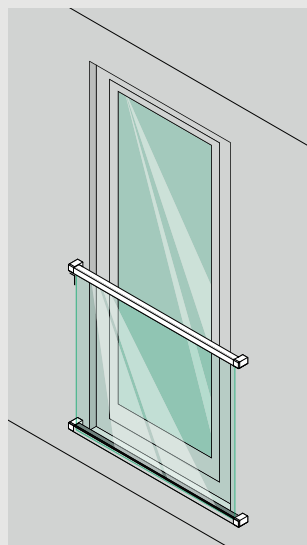
EASY GLASS® MOD 6507-6508 - VARIANTER

- Vægmonteret med kemisk forankring
- Både horisontal og vertikal montering

Montering af facade rundt



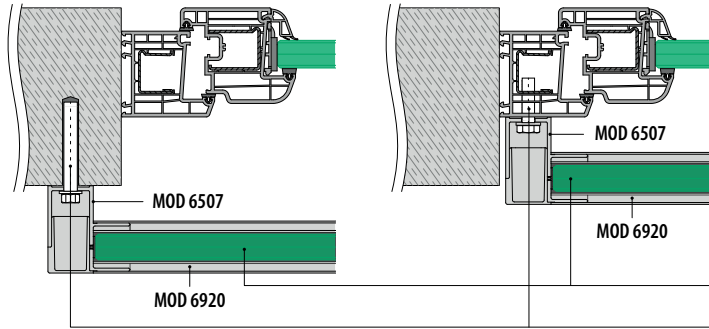
Montering af facade firkantet



Easy Glass® MOD 6507

Montering af facade

Ramme montering

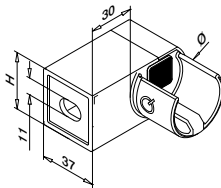


Der henvises til de respektive certifikater og statiske beregninger til specifikationer såsom monteringsdetaljer, glasmål og glastyper.

Hærdet/lamineret glas: ■ 160 - 161

Alle ankre: ■ 457 - 463

Vægflange

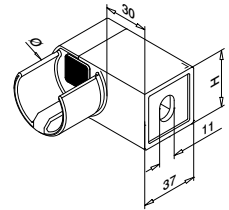


MOD 6507

316	Børstet				
OUTDOOR	For Ø	H			
SELL OUT 146507-042-01	42,4	37	■ 457 - 463	2	



International Design Model Protection



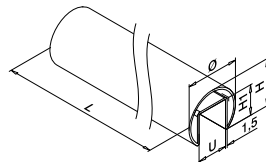
MOD 6507

316	Børstet				
OUTDOOR	For Ø	H			
SELL OUT 146507-042-02	42,4	37	■ 457 - 463	2	



International Design Model Protection

Glaslisterør

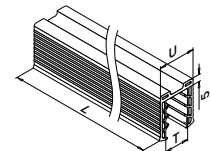


MOD 6920

316	Børstet				
OUTDOOR	U	Ø	H	H1	
146920-042-50-12	24	42,4	37	24	L = 5 m



Gummiindlæg



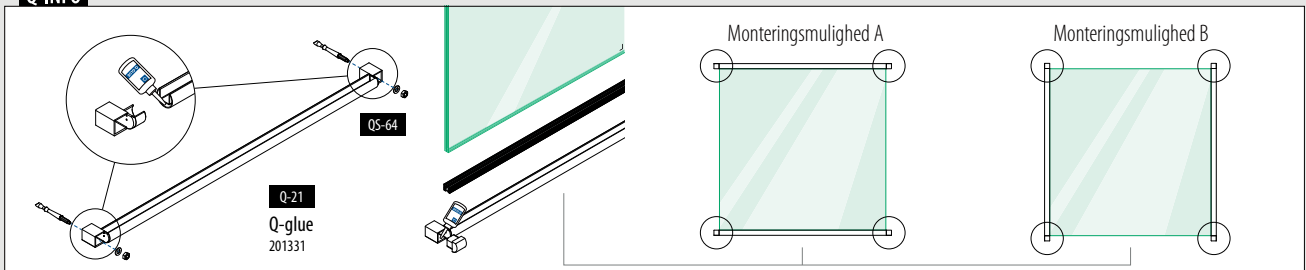
MOD 5124

Tilbehør		
U = 24 mm		
Til hærdet glas	T	
205124-050-08	8 - 10	L = 5 m
205124-050-11	12	L = 5 m
205124-050-15	15	L = 5 m
205124-050-19	19	L = 5 m

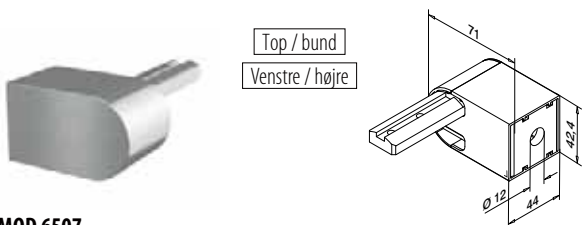
Til lamineret glas

205124-050-08	8,76 - 10,76	L = 5 m
205124-050-11	11,52 - 13,52	L = 5 m
205124-050-17	16,76 - 17,52	L = 5 m
NEW 205124-050-92	20,76 - 21,52	L = 5 m

Q-INFO



Vægflange

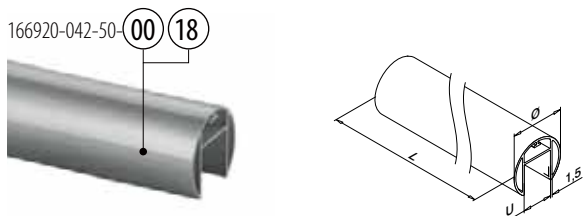


MOD 6507

Aluminium	Rå		
166507-042-00-00	42,4	457 - 463	2
Aluminium	Børstet, anodiseret		
OUTDOOR			
166507-042-00-18	42,4	457 - 463	2

NEW

Glaslisterør



MOD 6920

Aluminium	Rå	U	Ø	
166920-042-50-00	00	24	42,4	L = 5 m
Aluminium	Børstet, anodiseret			
OUTDOOR				
166920-042-50-18	18	24	42,4	L = 5 m



International Design Model Protection

Gummiindlæg



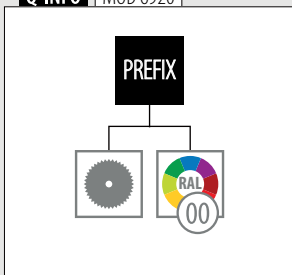
MOD 5124

Tilbehør			
U = 24 mm			
Til hærdet glas	T		
205124-050-08	8 - 10	L = 5 m	
205124-050-11	12	L = 5 m	
205124-050-15	15	L = 5 m	
205124-050-19	19	L = 5 m	

Til lamineret glas

205124-050-08	8,76 - 10,76	L = 5 m
205124-050-11	11,52 - 13,52	L = 5 m
205124-050-17	16,76 - 17,52	L = 5 m
NEW 205124-050-92	20,76 - 21,52	L = 5 m

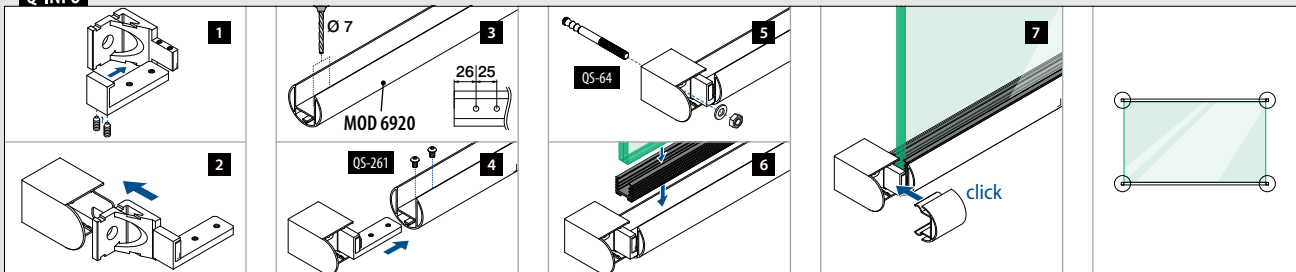
Q-INFO MOD 6920



Q-INFO Aluminium

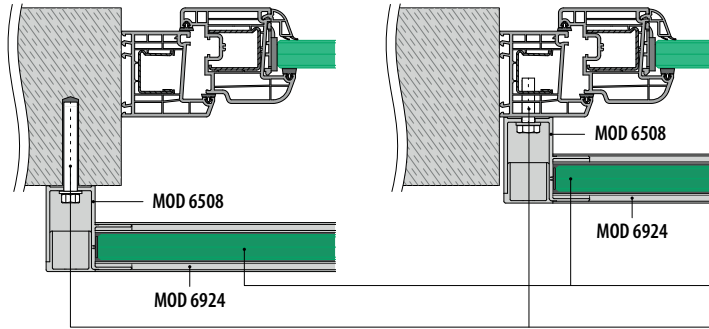


Q-INFO



Montering af facade

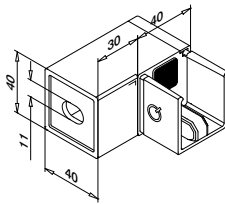
Ramme montering



Der henvises til de respektive certifikater og statiske beregninger til specifikationer såsom monteringsdetaljer, glasmål og glastyper.

Hærdet/lamineret glas: ■160 - 161

Alle ankre: ■457 - 463

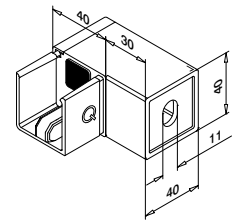


MOD 6508

316	Børstet	<input type="checkbox"/>		
OUTDOOR				
146508-040-01	40 x 40	■457 - 463	2	



International Design Model Protection

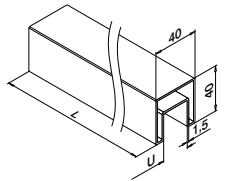


MOD 6508

316	Børstet	<input type="checkbox"/>		
OUTDOOR				
146508-040-02	40 x 40	■457 - 463	2	

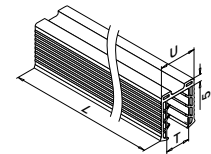


International Design Model Protection



MOD 6924

316	Børstet	<input type="checkbox"/>	
OUTDOOR	U		
146924-040-50-12	24	40 x 40	L = 5 m

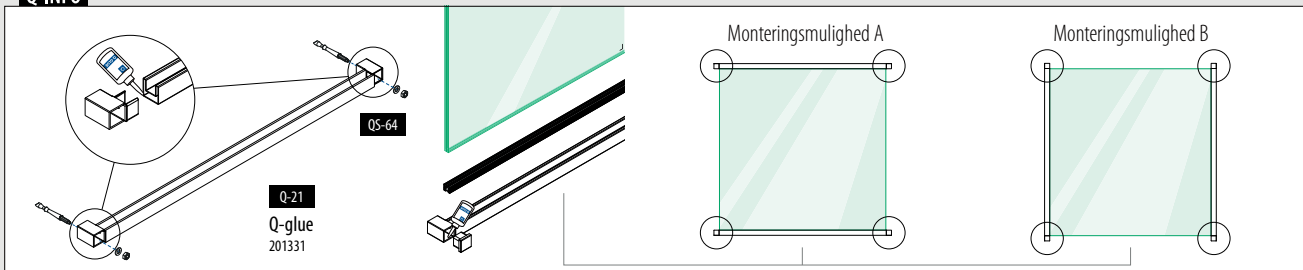


MOD 5124

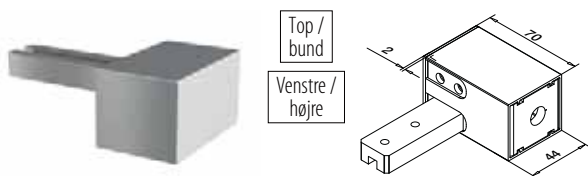
Tilbehør		
U = 24 mm		
Til hærdet glas	T	
205124-050-08	8 - 10	L = 5 m
205124-050-11	12	L = 5 m
205124-050-15	15	L = 5 m
205124-050-19	19	L = 5 m

Til lamineret glas		
205124-050-08	8,76 - 10,76	L = 5 m
205124-050-11	11,52 - 13,52	L = 5 m
205124-050-17	16,76 - 17,52	L = 5 m
NEW 205124-050-92	20,76 - 21,52	L = 5 m

Q-INFO



Vægflange



MOD 6508

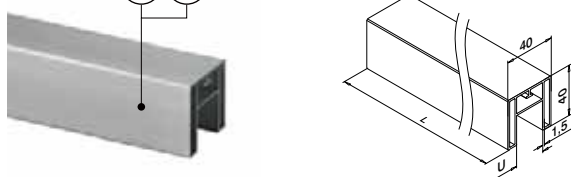
Aluminium	Børstet, anodiseret		
OUTDOOR			
166508-040-18	40 x 40	457 - 463	2

NEW

Glaslisterør

Firkantet

166924-040-50-00 18



MOD 6924

Aluminium	Rå		
	U	<input type="checkbox"/>	
166924-040-50-00	24	40 x 40	L = 5 m
Aluminium	Børstet, anodiseret		
OUTDOOR			
166924-040-50-18	24	40 x 40	L = 5 m



International Design Model Protection

Gummiindlæg

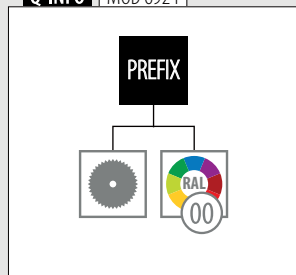


MOD 5124

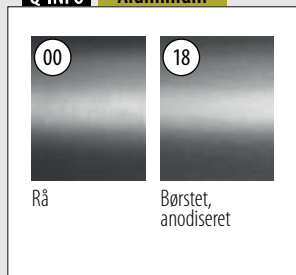
Tilbehør		
U = 24 mm		
Til hærdet glas	T	
205124-050-08	8 - 10	L = 5 m
205124-050-11	12	L = 5 m
205124-050-15	15	L = 5 m
205124-050-19	19	L = 5 m

Til lamineret glas		
205124-050-08	8,76 - 10,76	L = 5 m
205124-050-11	11,52 - 13,52	L = 5 m
205124-050-17	16,76 - 17,52	L = 5 m
NEW 205124-050-92	20,76 - 21,52	L = 5 m

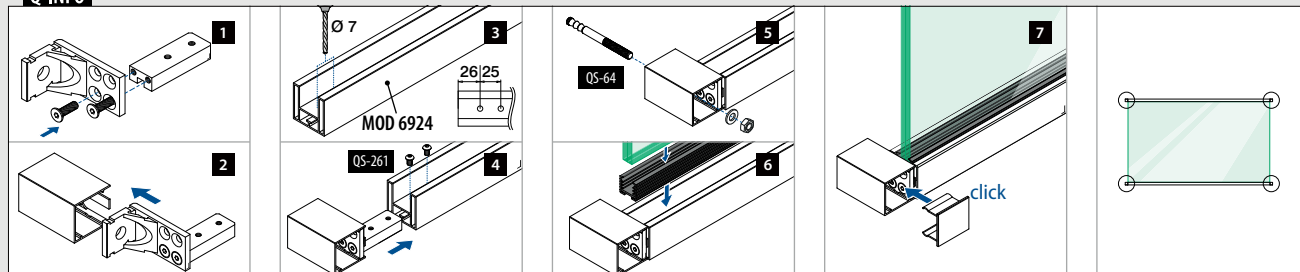
Q-INFO MOD 6924



Q-INFO Aluminium

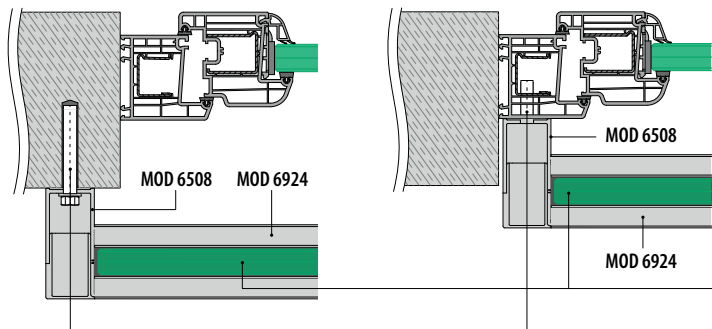


Q-INFO



Montering af facade

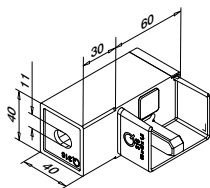
Ramme montering



Der henvises til de respektive certifikater og statiske beregninger til specifikationer såsom monteringsdetaljer, glasmål og glastyper.

Hærdet/lamineret glas: ■160 - 161

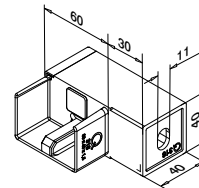
Alle ankre: ■457 - 463



MOD 6508

316	Børstet			
OUTDOOR				
146508-640-01	60 x 40	■ 457 - 463	2	

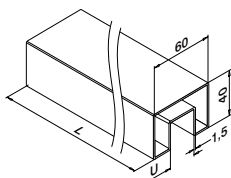
NEW



MOD 6508

316	Børstet			
OUTDOOR				
146508-640-02	60 x 40	■ 457 - 463	2	

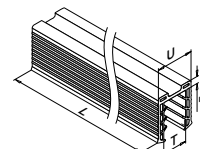
NEW



MOD 6924

316	Børstet			
OUTDOOR				
146924-640-50-12	24	60 x 40	L = 5 m	

PREFIX



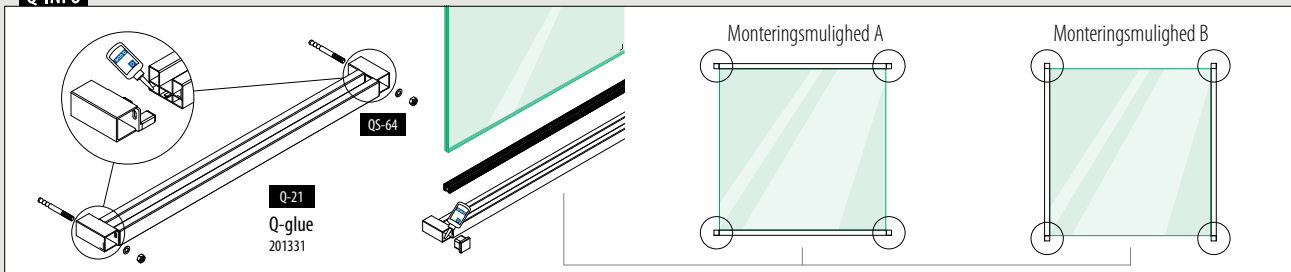
MOD 5124

Tilbehør		
U = 24 mm		
Til hærdet glas	T	
205124-050-08	8 - 10	L = 5 m
205124-050-11	12	L = 5 m
205124-050-15	15	L = 5 m
205124-050-19	19	L = 5 m

Til lamineret glas

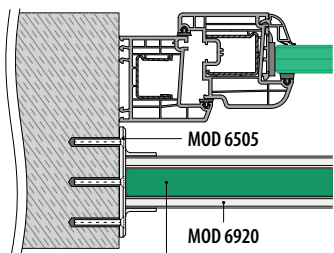
205124-050-08	8,76 - 10,76	L = 5 m
205124-050-11	11,52 - 13,52	L = 5 m
205124-050-17	16,76 - 17,52	L = 5 m
NEW 205124-050-92	20,76 - 21,52	L = 5 m

Q-INFO



Easy Glass® MOD 6505

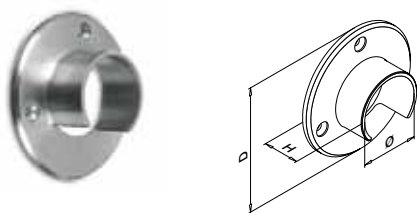
Montering i muren omkring vinduet



Der henvises til de respektive certifikater og statiske beregninger til specifikationer såsom monteringsdetaljer, glasmål og glastyper.

Hærdet/lamineret glas: 160 - 161

Vægflange

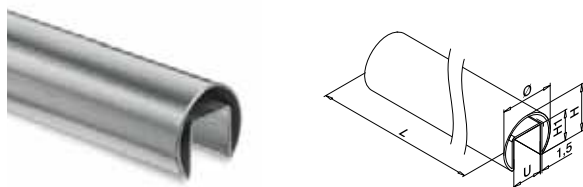


MOD 6505

316	Børstet					
OUTDOOR	Ø	D	H			
146505-042-12	42,4	90	30	QS-6	471	2



Glaslisterør



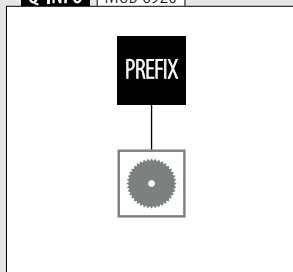
MOD 6920

316	Børstet					
OUTDOOR	U	Ø	H	H1		
146920-042-50-12	24	42,4	37	24	L = 5 m	



SELL OUT Kun så længe lager haves.

Q-INFO MOD 6920



Gummiindlæg

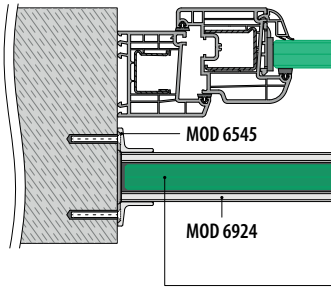


MOD 5124

Tilbehør		
U = 24 mm		
Til hærdet glas	T	
205124-050-08	8 - 10	L = 5 m
205124-050-11	12	L = 5 m
205124-050-15	15	L = 5 m
205124-050-19	19	L = 5 m
<hr/>		
205124-250-08	8 - 10	L = 25 m
205124-250-11	12	L = 25 m
SELL OUT 205124-250-15	15	L = 25 m
SELL OUT 205124-250-19	19	L = 25 m

Til lamineret glas		
205124-050-08	8,76 - 10,76	L = 5 m
205124-050-11	11,52 - 13,52	L = 5 m
205124-050-17	16,76 - 17,52	L = 5 m
NEW 205124-050-92	20,76 - 21,52	L = 5 m
<hr/>		
205124-250-08	8,76 - 10,76	L = 25 m
205124-250-11	11,52 - 13,52	L = 25 m
205124-250-17	16,76 - 17,52	L = 25 m
NEW 205124-250-92	20,76 - 21,52	L = 25 m

Montering i muren omkring vinduet

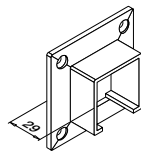
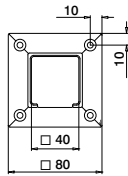


Der henvises til de respektive certifikater og statiske beregninger til specifikationer såsom monteringsdetaljer, glasmål og glastyper.

Hærdet/lamineret glas: 160 - 161

Vægflange

Firkantet



MOD 6545

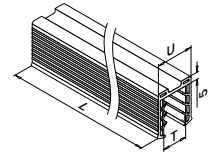
316 Børstet

OUTDOOR

146545-040-12	40 x 40	QS-50 471	2
---------------	---------	-----------	---



Gummiindlæg



MOD 5124

Tilbehør

U = 24 mm

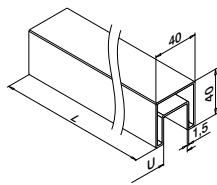
Til hærdet glas	T	<input type="checkbox"/>
205124-050-08	8 - 10	L = 5 m
205124-050-11	12	L = 5 m
205124-050-15	15	L = 5 m
205124-050-19	19	L = 5 m

Til lamineret glas

205124-050-08	8,76 - 10,76	L = 5 m
205124-050-11	11,52 - 13,52	L = 5 m
205124-050-17	16,76 - 17,52	L = 5 m
NEW 205124-050-92	20,76 - 21,52	L = 5 m

Glaslisterør

Firkantet



MOD 6924

316 Børstet

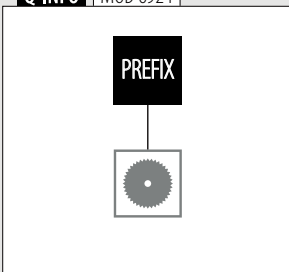
OUTDOOR

146924-040-50-12	U 24	40 x 40	L = 5 m
------------------	------	---------	---------

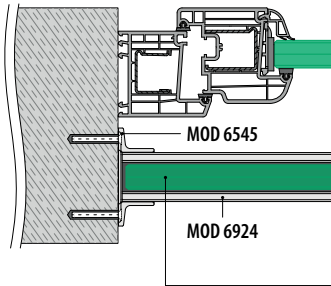
PREFIX



Q-INFO | MOD 6924

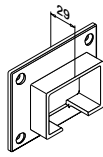
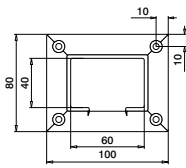


Montering i muren omkring vinduet



Der henvises til de respektive certifikater og statiske beregninger til specifikationer såsom monteringsdetaljer, glasmål og glastyper.

Hærdet/lamineret glas: ■ 160 - 161



MOD 6545

316

Børstet

OUTDOOR

146545-640-12

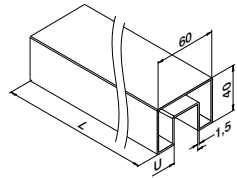
60 x 40



QS-50 ■ 471



2



MOD 6924

316

Børstet

OUTDOOR

146924-640-50-12

U



60 x 40



L = 5 m

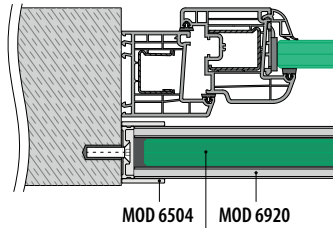


Q-INFO | MOD 6924

PREFIX



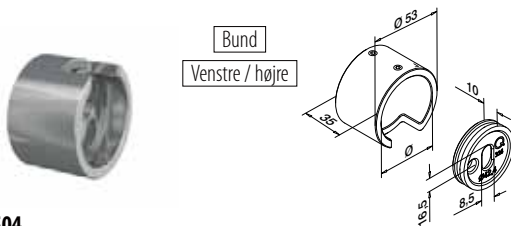
Montering i muren omkring vinduet



Der henvises til de respektive certifikater og statiske beregninger til specifikationer såsom monteringsdetaljer, glasmål og glastyper.

Hærdet/lamineret glas: ■ 160 - 161

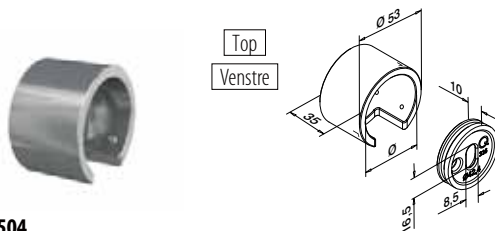
Vægflange



MOD 6504

Aluminium	Rå	Ø	3
166504-042-00-00		42,4	2
Aluminium	Børstet, anodiseret		
OUTDOOR			
166504-042-00-18		42,4	2

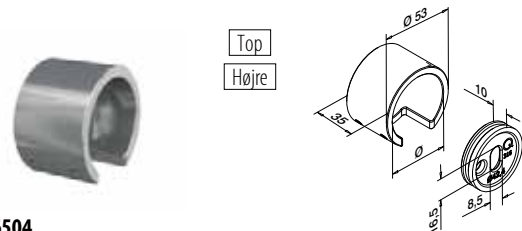
NEW



MOD 6504

Aluminium	Rå	Ø	3
166504-042-01-00		42,4	2
Aluminium	Børstet, anodiseret		
OUTDOOR			
166504-042-01-18		42,4	2

NEW




MOD 6504

Aluminium	Rå	Ø	3
166504-042-02-00		42,4	2
Aluminium	Børstet, anodiseret		
OUTDOOR			
166504-042-02-18		42,4	2

NEW

Q-INFO Aluminium

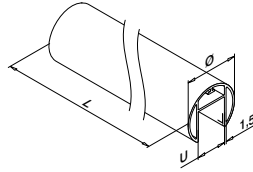


Rå

Børstet,
anodiseret

Glaslisterør

166920-042-50-00 00 18



MOD 6920

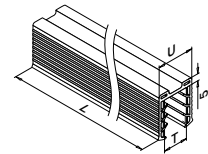
Aluminium	Rå	U	Ø	L = 5 m
166920-042-50-00		24	42,4	L = 5 m
Aluminium	Børstet, anodiseret			
OUTDOOR				
166920-042-50-18		24	42,4	L = 5 m

PREFIX



International Design Model Protection

Gummiindlæg



MOD 5124

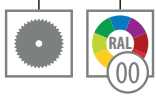
Tilbehør	U = 24 mm	T	L = 5 m
Til hærdet glas			
205124-050-08	8 - 10		L = 5 m
205124-050-11	12		L = 5 m
205124-050-15	15		L = 5 m
205124-050-19	19		L = 5 m
205124-250-08	8 - 10		L = 25 m
205124-250-11	12		L = 25 m
205124-250-15	15		L = 25 m
205124-250-19	19		L = 25 m

Til lamineret glas

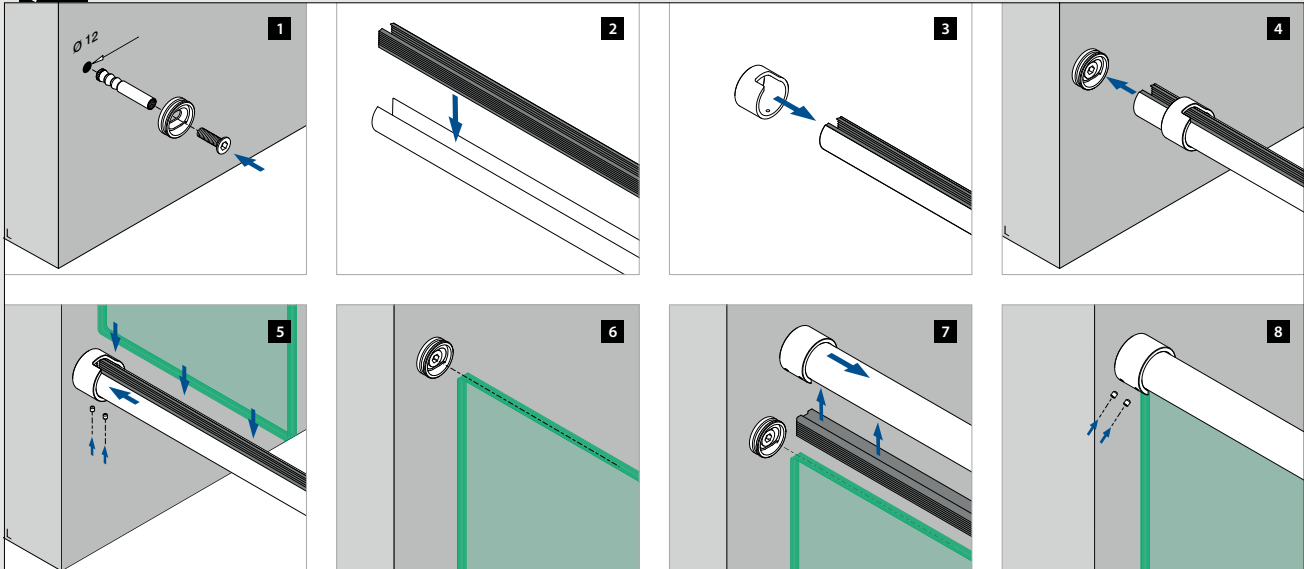
205124-050-08	8,76 - 10,76	L = 5 m
205124-050-11	11,52 - 13,52	L = 5 m
205124-050-17	16,76 - 17,52	L = 5 m
NEW 205124-050-92	20,76 - 21,52	L = 5 m
205124-250-08	8,76 - 10,76	L = 25 m
205124-250-11	11,52 - 13,52	L = 25 m
205124-250-17	16,76 - 17,52	L = 25 m
NEW 205124-250-92	20,76 - 21,52	L = 25 m

Q-INFO MOD 6920

PREFIX



Q-INFO



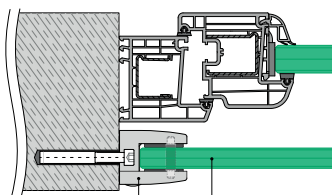


FRANSKE BALKONER MED GLASKLEMMER



Glasklemmer - MOD 2300

Montering i muren omkring vinduet

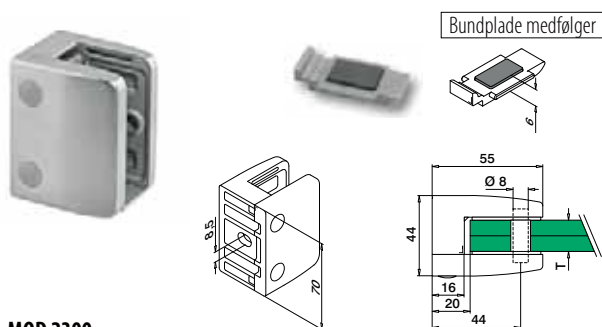


Der henvises til de respektive certifikater og statiske beregninger til specifikationer såsom monteringsdetaljer, glasmål og glastyper.

MOD 2300

Hærdet/lamineret glas: 160 - 161

Glasklemmer - MOD 2300



MOD 2300

316

Børstet

OUTDOOR

T



QS-27

472

4

142300-000-12

Se T i MOD 5023



Gummiindlæg til MOD 2300



2 styk per glasklemme

MOD 5023

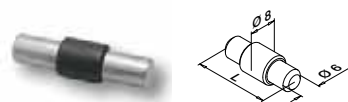
Tilbehør

Til hærdet glas	T	
205023-12	12	8
205023-15	15	8
205023-19	19	8

Til lamineret glas

205023-44	9,52	8
205023-54	11,52	8
205023-13	12,76	8
205023-64	13,52	8
205023-17	16,76	8
205023-18	17,52	8
205023-21	20,76	8
205023-22	21,52	8

Sikkerhedsstifter



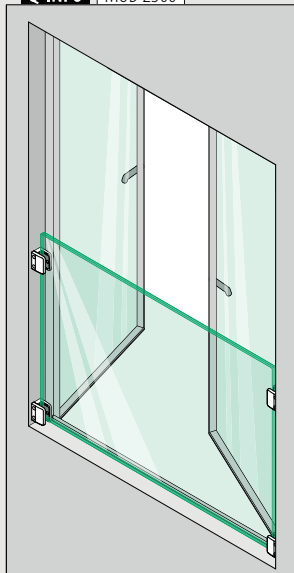
Valgfri brug til MOD 2300

MOD 5015

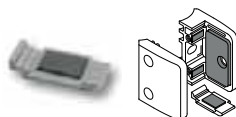
Tilbehør

	L	
205015-23	34	4

Q-INFO MOD 2300

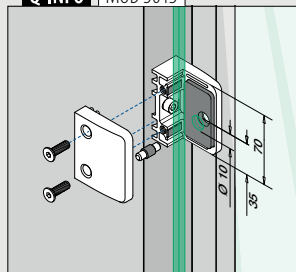


Q-INFO MOD 2300



Indsæt sikkerhedspladen i glasklemmen i stedet for at anvende en sikkerhedsstift. Dine omkostninger er lavere, da der ikke skal bores i glasset.

Q-INFO MOD 5015

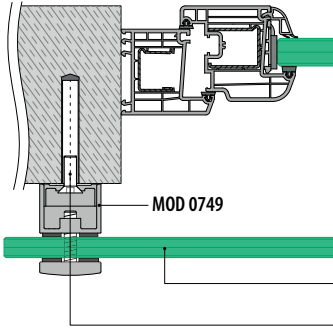


OBS: Bestil skruer separat.



FRANSKE BALKONER MED GLASADAPTERE

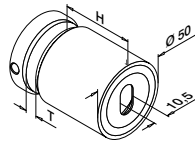
Montering af facade



Der henvises til de respektive certifikater og statiske beregninger til specifikationer såsom monteringsdetaljer, glasmål og glastyper.

Hærdet/lamineret glas: ■160 - 161
Alle ankre: ■457 - 463

Glas gelænder base
Glasadaptere **Justerbar** Ø 50



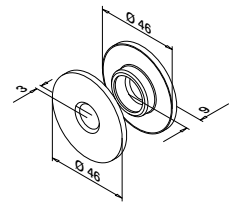
MOD 0749

316		Børstet			
OUTDOOR	H	T			
140749-030-12	30	12 - 25,52	■457 - 463	2	
140749-040-12	40	8 - 25,52	■457 - 463	2	
140749-050-12	50	8 - 25,52	■457 - 463	2	
140749-100-12	100	8 - 25,52	■457 - 463	2	

316		Black Line			
OUTDOOR	H	T			
NEW 140749-030-82	30	12 - 25,52	■457 - 463	2	
NEW 140749-040-82	40	8 - 25,52	■457 - 463	2	
NEW 140749-050-82	50	8 - 25,52	■457 - 463	2	



Tilbehør
Silikone indlæg til glasadapter

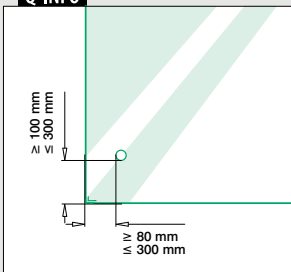


MOD 5030

Tilbehør	For MOD	
205030-150-99-80	0749	4

NEW

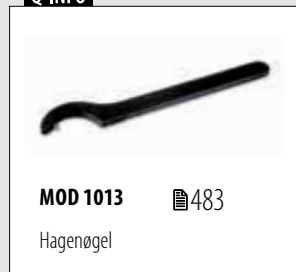
Q-INFO



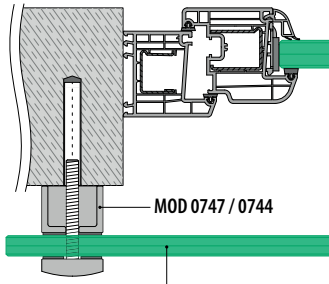
Q-INFO



Q-INFO

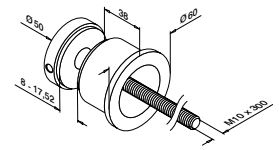
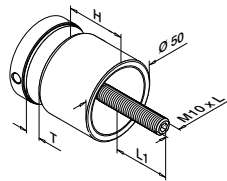


Montering af facade



Der henvises til de respektive certifikater og statiske beregninger til specifikationer såsom monteringsdetaljer, glasmål og glastyper.

Hærdet/lamineret glas: 160 - 161



MOD 0747

316		Børstet				
OUTDOOR	H	T	L	L1		
140747-010-12	10	8 - 17,52	50	11 - 20	2	
140747-020-12	20	8 - 25,52	70	13 - 31	2	
140747-030-12	30	8 - 25,52	80	13 - 31	2	
140747-040-12	40	8 - 17,52	80	11 - 21	2	
140747-050-12	50	8 - 17,52	90	11 - 21	2	

316		Black Line				
OUTDOOR	H	T	L	L1		
NEW 140747-010-82	10	8 - 17,52	50	11 - 20	2	
NEW 140747-030-82	30	8 - 25,52	80	13 - 31	2	

Zink		Rustfrit stål effekt				
OUTDOOR	H	T	L	L1		
SELL OUT 100747-20	10	8 - 17,52	50	11 - 20	2	

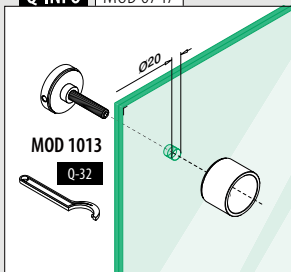


MOD 0744

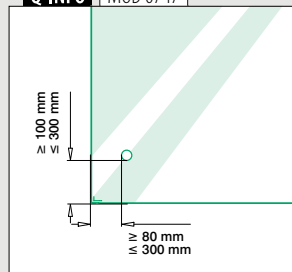
316		Børstet	
OUTDOOR			
140744-12			2



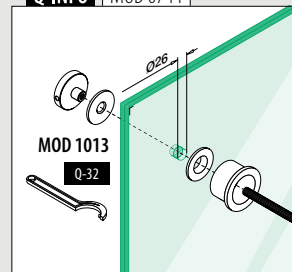
Q-INFO MOD 0747



Q-INFO MOD 0747

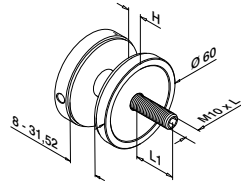


Q-INFO MOD 0744



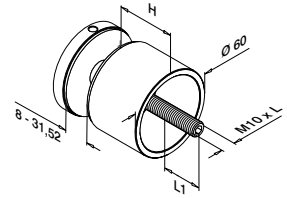
Q-INFO 316





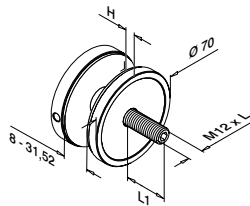
MOD 0745

316	Børstet				
OUTDOOR	H	L	L1		
140745-010-12	10	70	17 - 41		2



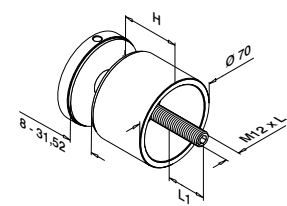
MOD 0745

316	Børstet				
OUTDOOR	H	L	L1		
140745-030-12	30	90	17 - 41		2
140745-050-12	50	110	17 - 41		2



MOD 0748

316	Børstet				
OUTDOOR	H	L	L1		
140748-010-12	10	70	17 - 41		2

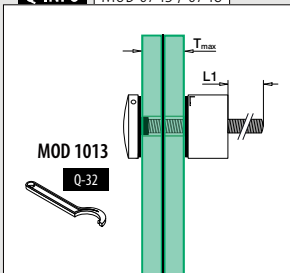


MOD 0748

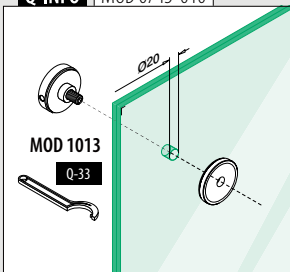
316	Børstet				
OUTDOOR	H	L	L1		
140748-030-12	30	90	17 - 41		2
140748-040-12	40	100	17 - 41		2



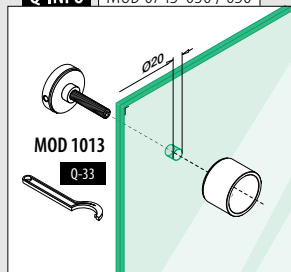
Q-INFO MOD 0745 / 0748



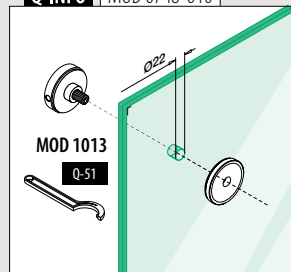
Q-INFO MOD 0745-010



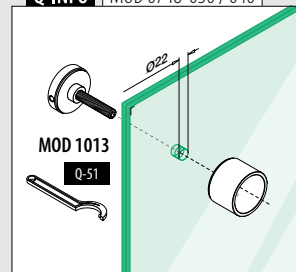
Q-INFO MOD 0745-030 / 050



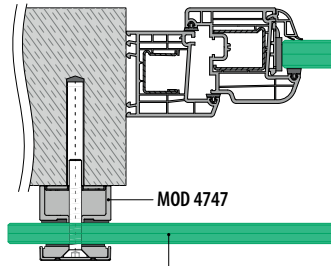
Q-INFO MOD 0748-010



Q-INFO MOD 0748-030 / 040

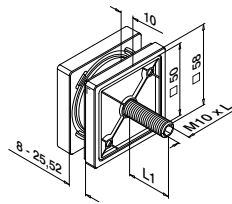


Montering af facade



Der henvises til de respektive certifikater og statiske beregninger til specifikationer såsom monteringsdetaljer, glasmål og glastyper.

Hærdet/lamineret glas: 160 - 161

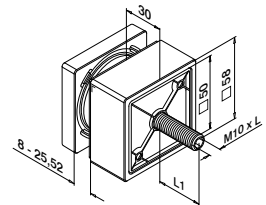


MOD 4747

316	Børstet			
OUTDOOR	L	L1		
144747-010-12	60	13 - 31	2	



International Design Model Protection



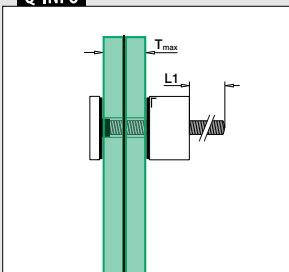
MOD 4747

316	Børstet			
OUTDOOR	L	L1		
144747-030-12	80	13 - 31	2	

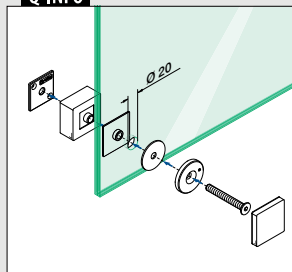


International Design Model Protection

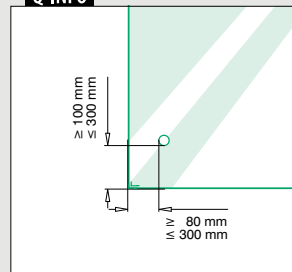
Q-INFO



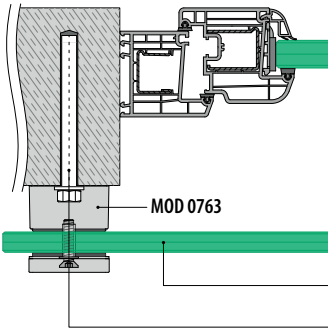
Q-INFO



Q-INFO

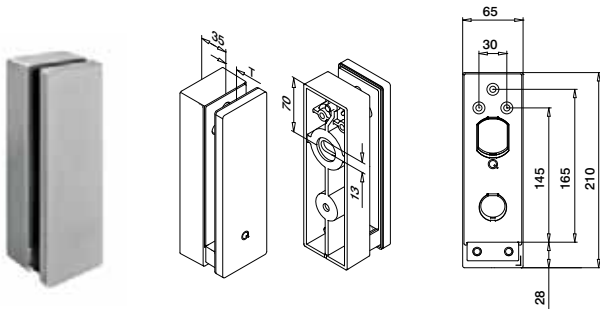


Montering af facade



Der henvises til de respektive certifikater og statiske beregninger til specifikationer såsom monteringsdetaljer, glasmål og glastyper.

Hærdet/lamineret glas: ■160 - 161
 Alle ankre: ■457 - 463



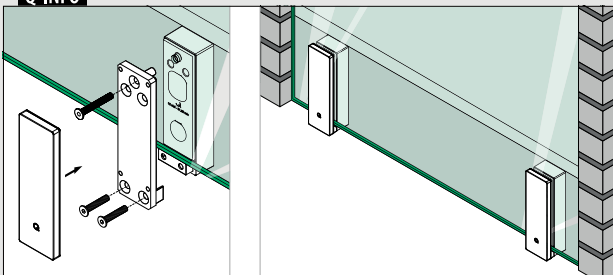
MOD 0763

316	Børstet		
OUTDOOR	T		
140763-12	12 - 21,52	■ 457 - 463	1

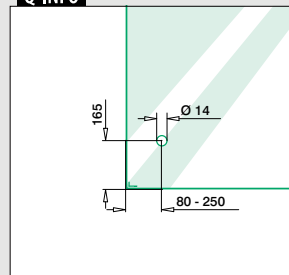


International Design Model Protection

Q-INFO



Q-INFO

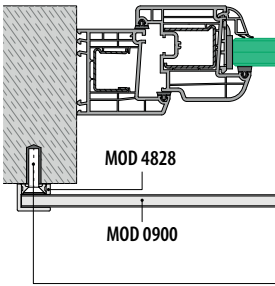




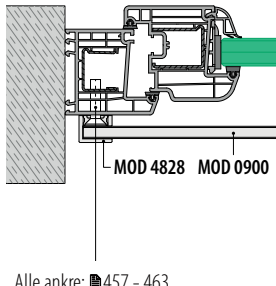
BRYSTVÆRN

Brystværn 20x10 - MOD 4828

Montering af facade



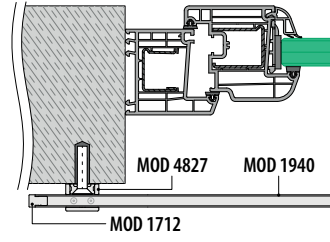
Ramme montering



Alle ankre: ■ 457 - 463

Brystværn 20x10 - MOD 4827

Montering af facade



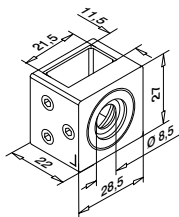
Der henvises til de respektive certifikater og statiske beregninger til specifikationer såsom monteringsdetaljer.

Tværstangholder

Rektangulære



Venstre



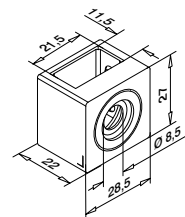
MOD 4828

316	Børstet			
OUTDOOR	Til rør <input type="checkbox"/>			
144828-01-12	20 x 10 x 1,0	QS-20 ■ 472	4	

NEW



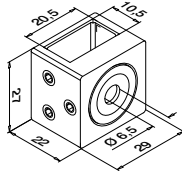
Højre



MOD 4828

316	Børstet			
OUTDOOR	Til rør <input type="checkbox"/>			
144828-02-12	20 x 10 x 1,0	QS-20 ■ 472	4	

NEW



MOD 4827

316	Børstet			
OUTDOOR	Til rør <input type="checkbox"/>			
144827-12	20 x 10 x 1,0	QS-16 ■ 472	4	



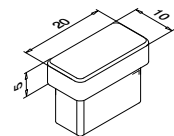
International Design Model Protection

Endekapper

Rektangulære



I kombination med MOD 4827 og MOD 1940



MOD 1712

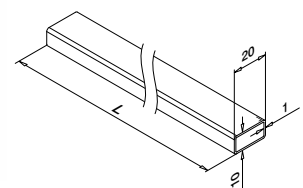
316	Børstet			
OUTDOOR	Til rør <input type="checkbox"/>			
141712-021-12	20 x 10 x 1,0		4	



International Design Model Protection

Rør

Q-TUBE

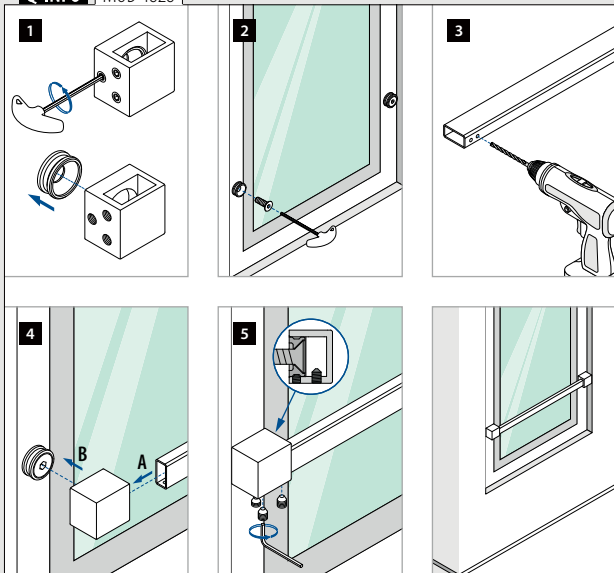


MOD 1940

316	Børstet			
OUTDOOR	<input type="checkbox"/>			
141940-021-50-12	20 x 10 x 1,0		L = 5 m	

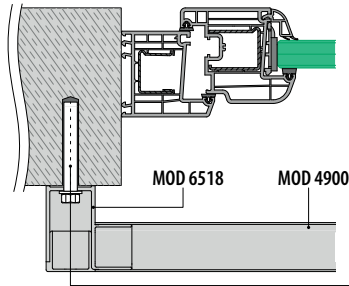


Q-INFO MOD 4828

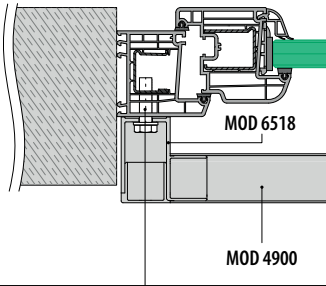


Brystværn 40x40 - MOD 6518

Montering af facade



Ramme montering



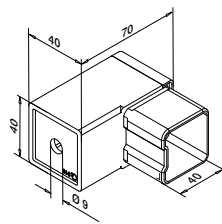
Der henvises til de respektive certifikater og statiske beregninger til specifikationer såsom monteringsdetaljer.

Alle ankre: 457 - 463

Vægflange

Firkantet

Venstre / højre



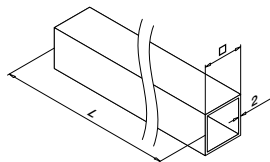
MOD 6518

316	Børstet		
OUTDOOR	Til rør <input type="checkbox"/>		
146518-040-12	40 x 40 x 2,0	457 - 463	2

NEW

Rør

Q-TUBE



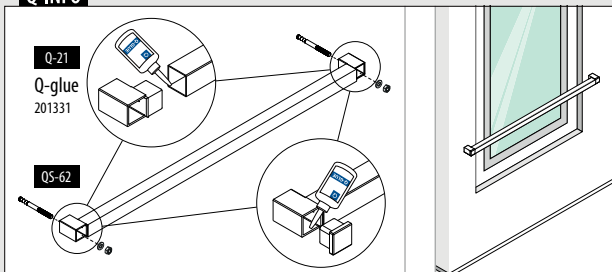
MOD 4900

316	Børstet		
OUTDOOR	<input type="checkbox"/>		
144900-040-50-12	40 x 40 x 2,0	L = 5 m	

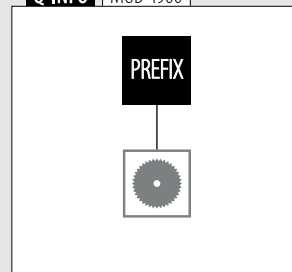
PREFIX



Q-INFO

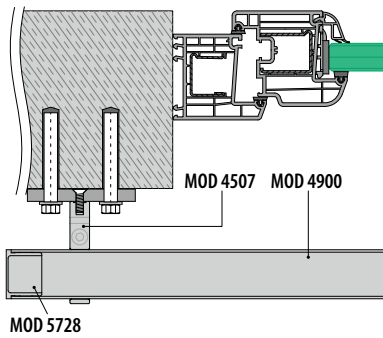


Q-INFO MOD 4900



Glaslisterør/notrør
Brystværn 40x40 - MOD 4507

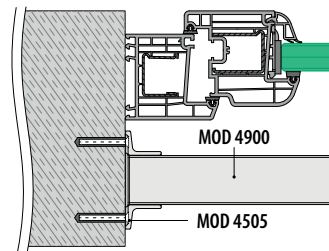
Montering af facade



Der henvises til de respektive certifikater og statiske beregninger til specifikationer såsom monteringsdetaljer.

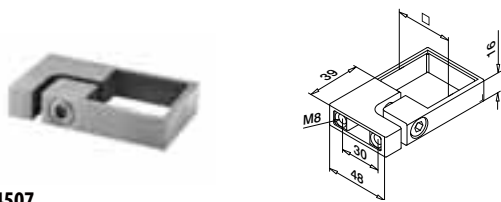
Glaslisterør/notrør
Brystværn 40x40 - MOD 4505

Montering i muren omkring vinduet



Der henvises til de respektive certifikater og statiske beregninger til specifikationer såsom monteringsdetaljer.

Glaslisterør/notrør
Afstandsstykker

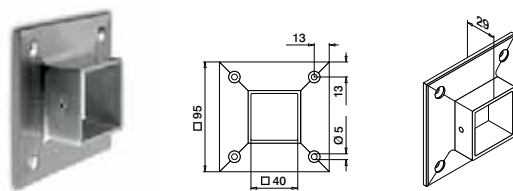


MOD 4507

316	Børstet		
OUTDOOR	<input type="checkbox"/>		
144507-040-12	40 x 40	QS-20	2



Håndlister
Vægflange

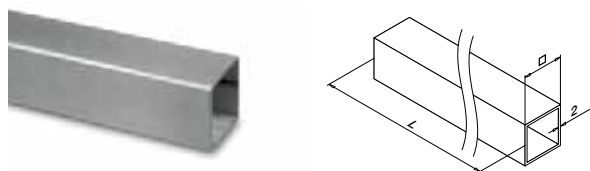


MOD 4505

316	Børstet		
OUTDOOR	<input type="checkbox"/>		
144505-040-12	40 x 40	QS-6	2



Håndlister
Rør

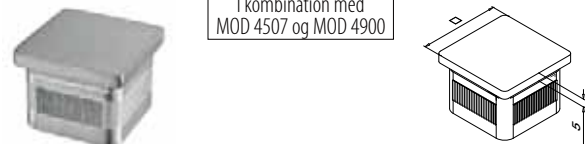


MOD 4900

316	Børstet		
OUTDOOR	<input type="checkbox"/>		
144900-040-50-12	40 x 40 x 2,0	L = 5 m	



Håndlister
Endekapper

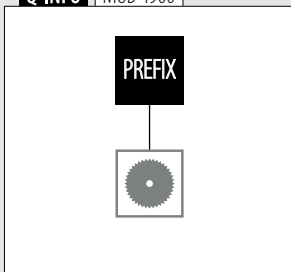


MOD 5728 - EASY HIT®

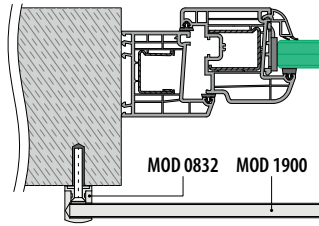
316	Børstet		
OUTDOOR	<input type="checkbox"/>	Til rør <input type="checkbox"/>	
145728-040-12	40 x 40 x 2,0		2



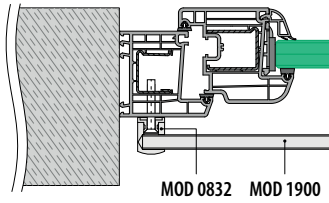
Q-INFO | MOD 4900



Montering af facade



Ramme montering



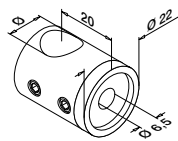
Der henvises til de respektive certifikater og statiske beregninger til specifikationer såsom monteringsdetaljer.

Fyldninger

Tværstangholder



Venstre

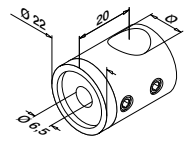


MOD 0832

316	Børstet			
OUTDOOR	Ø			
140832-000-12	12	QS-16	472	4

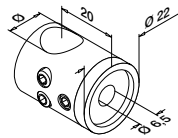


Højre



MOD 0833

316	Børstet			
OUTDOOR	Ø			
140833-000-12	12	QS-16	472	4



MOD 0831

316	Børstet			
OUTDOOR	Ø			
140831-000-12	12	QS-16	472	4

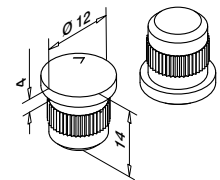


Fyldninger

Endekapper



I kombination med MOD 0831 og MOD 1900

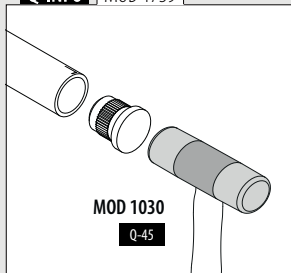


MOD 1759 - EASY HIT®

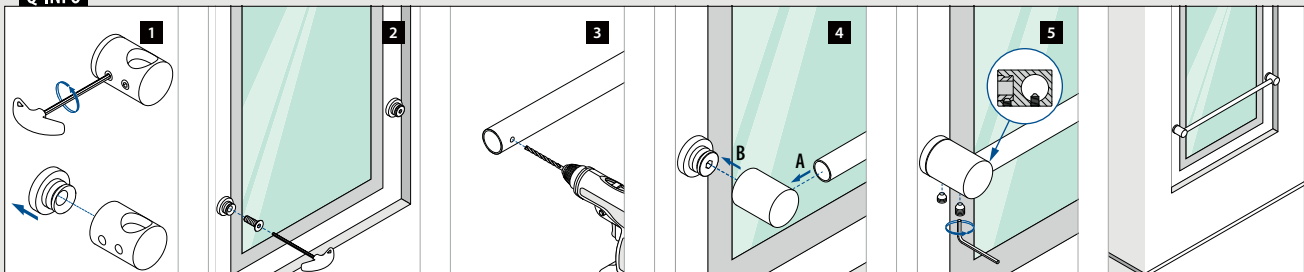
316	Børstet		
OUTDOOR			
141759-112-12		4	

NEW

Q-INFO MOD 1759

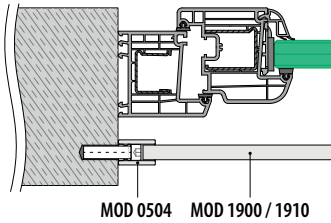


Q-INFO



Brystværn Ø12 - MOD 0504

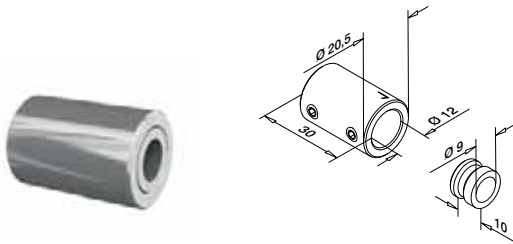
Montering i muren omkring vinduet



Der henvises til de respektive certifikater og statiske beregninger til specifikationer såsom monteringsdetaljer.

Håndlister

Vægflange



MOD 0504

316	Børstet		
OUTDOOR			
140504-012-12	QS-27 472	2	

NEW

Fyldninger

Stænger

Q-TUBE



MOD 1910

316	Børstet		
OUTDOOR	Ø		
141910-012-25-12	12	L = 2,5 m	
141910-012-50-12	12	L = 5 m	

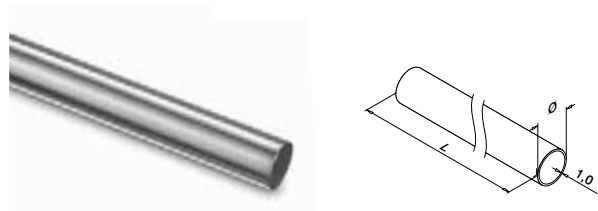
PREFIX



Fyldninger

Rør

Q-TUBE



MOD 1900

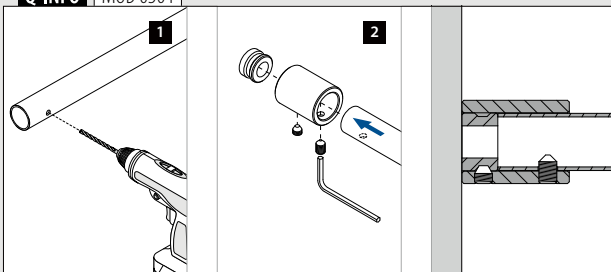
316	Børstet		
OUTDOOR	Ø		
141900-012-50-12	12	L = 5 m	

NEW

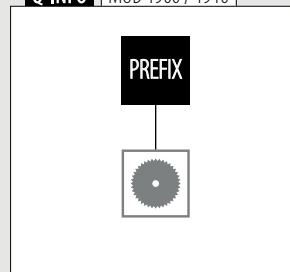
PREFIX



Q-INFO MOD 0504

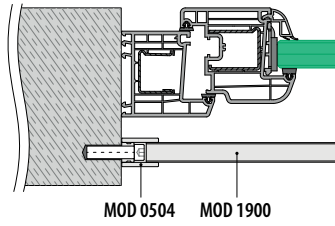


Q-INFO MOD 1900 / 1910



Brystværn Ø16 - MOD 0504

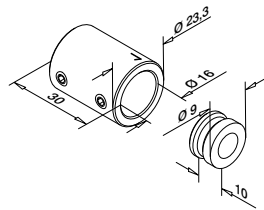
Montering i muren omkring vinduet



Der henvises til de respektive certifikater og statiske beregninger til specifikationer såsom monteringsdetaljer.

Håndlister

Vægflange



MOD 0504

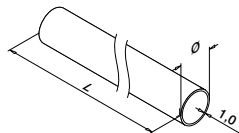
316	Børstet		
OUTDOOR			
140504-016-12	QS-27 472	2	

NEW

Fyldninger

Rør

Q-TUBE

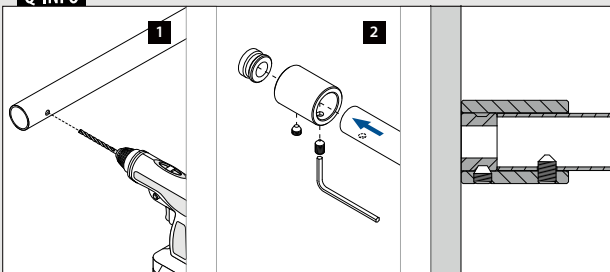


MOD 1900

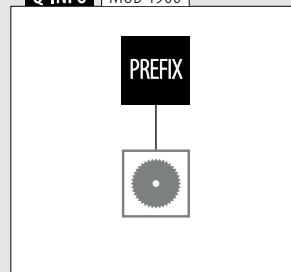
316	Børstet		
OUTDOOR	Ø		
141900-016-50-12	16	L = 5 m	



Q-INFO

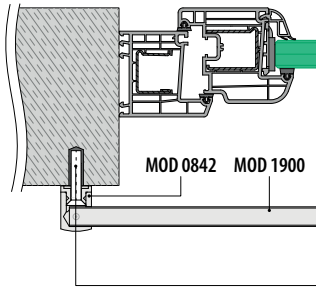


Q-INFO MOD 1900

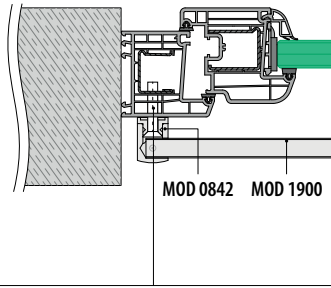


Brystværn Ø16 - MOD 0842 / 0843

Montering af facade



Ramme montering



Der henvises til de respektive certifikater og statiske beregninger til specifikationer såsom monteringsdetaljer.

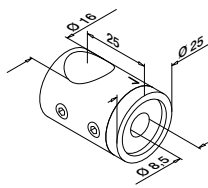
Alle ankre: 457 - 463

Håndlister

Vægflange



Venstre



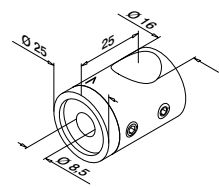
MOD 0842

316	Børstet		
OUTDOOR			
140842-000-12	QS-22 472		4

NEW



Højre



MOD 0843

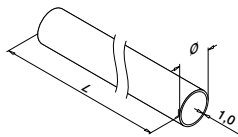
316	Børstet		
OUTDOOR			
140843-000-12	QS-22 472		4

NEW

Fyldninger

Rør

Q-TUBE



MOD 1900

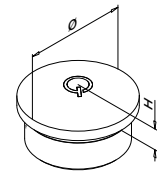
316	Børstet	
OUTDOOR	Ø	
141900-016-50-12	16	L = 5 m

PREFIX



Fyldninger

Endekapper

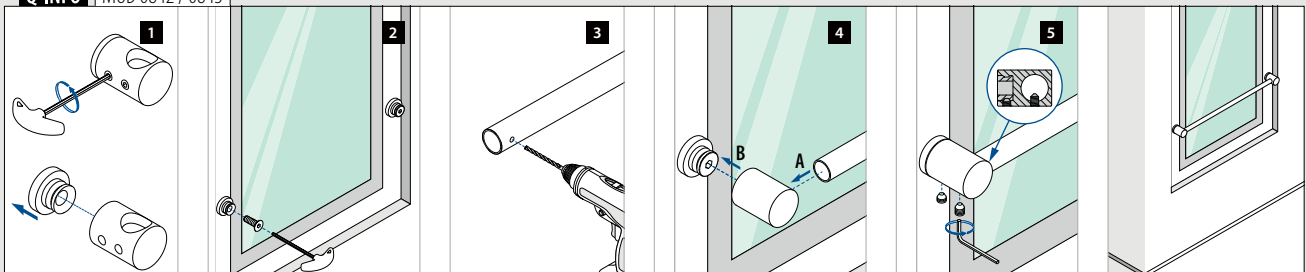


MOD 1729

316	Børstet		
OUTDOOR	Til rør Ø	H	
141729-016-12	16,0 x 1,0	4	2

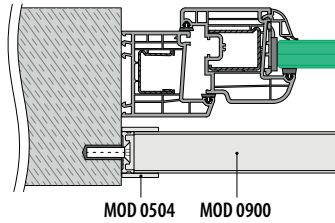


Q-INFO MOD 0842 / 0843



Brystværn Ø33,7 - MOD 0504

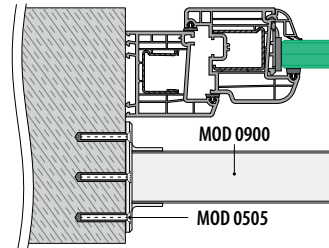
Montering i muren omkring vinduet



Der henvises til de respektive certifikater og statiske beregninger til specifikationer såsom monteringsdetaljer.

Brystværn Ø33,7 - MOD 0505 / 0506

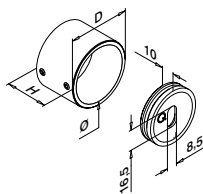
Montering i muren omkring vinduet



Der henvises til de respektive certifikater og statiske beregninger til specifikationer såsom monteringsdetaljer.

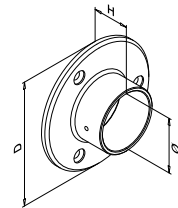
Håndlister

Vægflange



MOD 0504

316	Børstet					
OUTDOOR	Ø	D	H			
140504-033-12	33,7	41	30	QS-55	470 / QS-22	472 2



MOD 0505

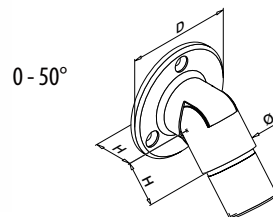
316	Børstet					
OUTDOOR	Til rør Ø	D	H			
140505-033-12	33,7	85	30	QS-50	471	2



Håndlister

Vægflange

Justerbar



MOD 0506

316	Børstet					
OUTDOOR	Til rør Ø	D	H			
140506-033-12	33,7 x 2,0	70	26	QS-50	471	2

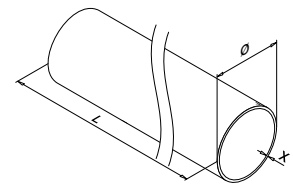


International Design Model Protection

Håndlister

Rør

Q-TUBE

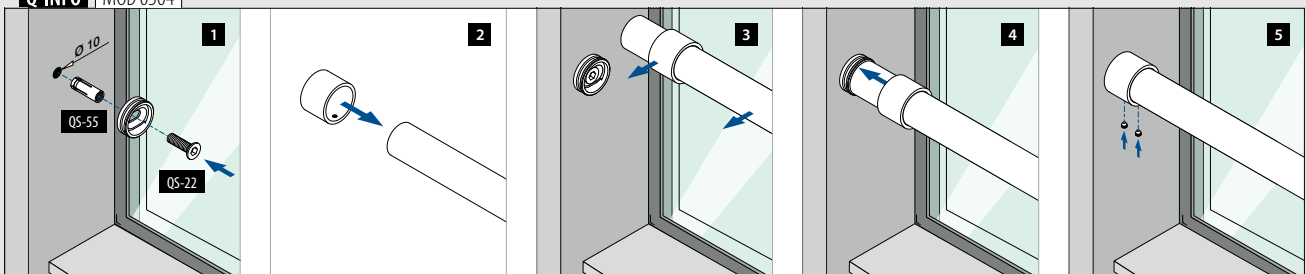


MOD 0900

316	Børstet				
OUTDOOR	Ø	X			
140900-233-50-12	33,7	2,0		L = 5 m	

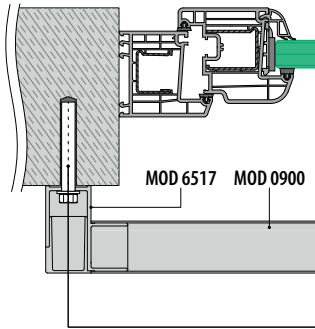


Q-INFO | MOD 0504

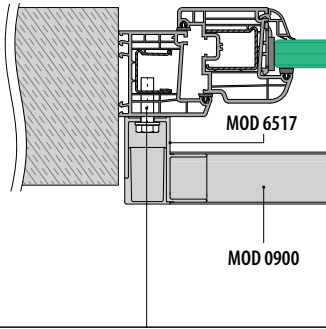


Brystværn Ø33,7 - MOD 6517

Montering af facade



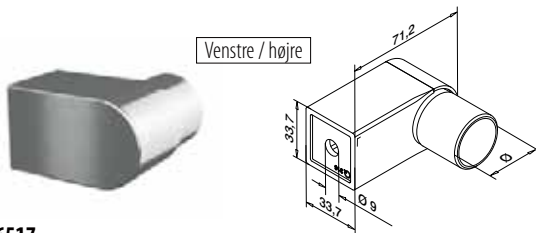
Ramme montering



Der henvises til de respektive certifikater og statiske beregninger til specifikationer såsom monteringsdetaljer.

Alle ankre: 457 - 463

Vægflange



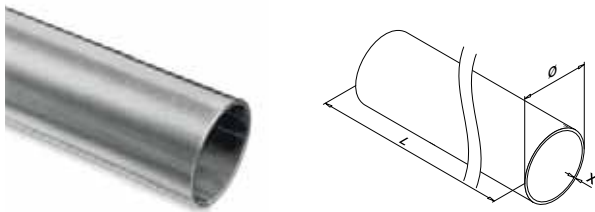
MOD 6517

316	Børstet			
OUTDOOR	Til rør Ø			
146517-233-12	33,7 x 2,0	QS-27 472		2

NEW

Rør

Q-TUBE



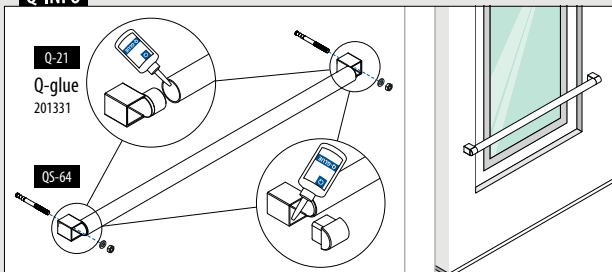
MOD 0900

316	Børstet			
OUTDOOR	Ø	X		
140900-233-50-12	33,7	2,0		L = 5 m

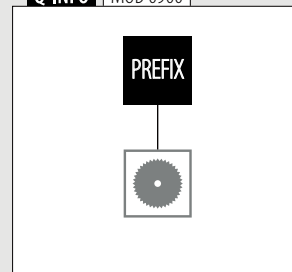
PREFIX



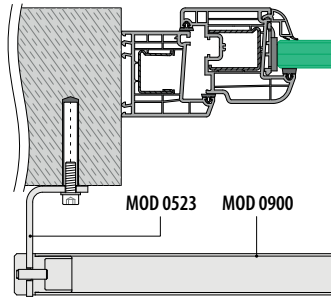
Q-INFO



Q-INFO MOD 0900



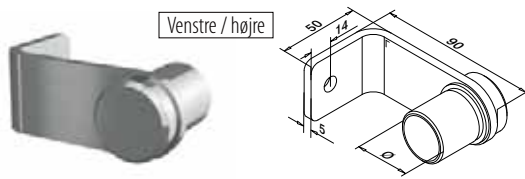
Montering af facade



Der henvises til de respektive certifikater og statiske beregninger til specifikationer såsom monteringsdetaljer.

Håndlister

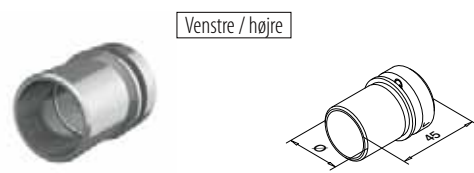
Vægflange



MOD 0523

316	Børstet			
OUTDOOR	Til rør Ø			
140523-033-12	33,7 x 2,0	QS-30 472	2	

NEW



MOD 3523

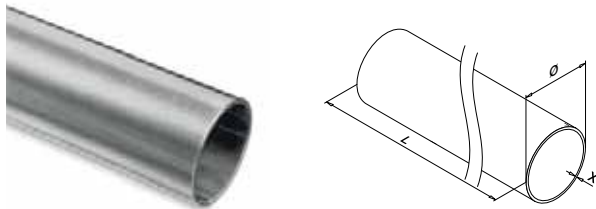
316	Børstet			
OUTDOOR	Til rør Ø			
143523-033-12	33,7 x 2,0		2	

NEW

Håndlister

Rør

Q-TUBE

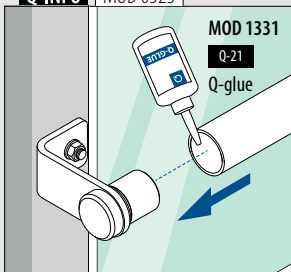


MOD 0900

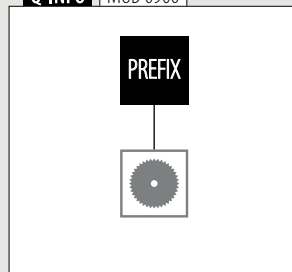
316	Børstet			
OUTDOOR	Ø	X		
140900-233-50-12	33,7	2,0	L = 5 m	



Q-INFO MOD 0523

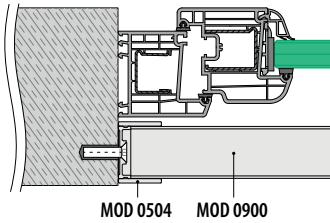


Q-INFO MOD 0900



Brystværn Ø42,4 - MOD 0504

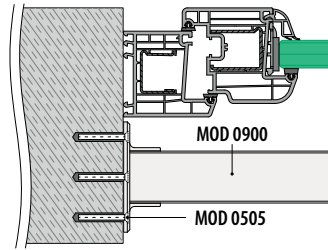
Montering i muren omkring vinduet



Der henvises til de respektive certifikater og statiske beregninger til specifikationer såsom monteringsdetaljer.

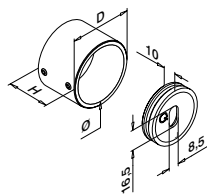
Brystværn Ø42,4 - MOD 0505

Montering i muren omkring vinduet



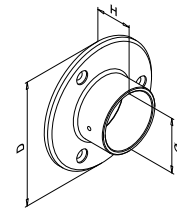
Der henvises til de respektive certifikater og statiske beregninger til specifikationer såsom monteringsdetaljer.

Vægflange



MOD 0504

316	Børstet					
OUTDOOR	Ø	D	H			
140504-042-12	42,4	50	35	QS-55	470 / QS-22	472 2



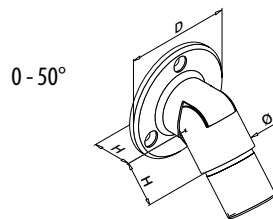
MOD 0505

316	Børstet					
OUTDOOR	Til rør Ø	D	H			
140505-042-12	42,4	95	30	QS-50	471	2



Vægflange

Justerbar



MOD 0506

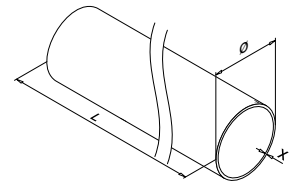
316	Børstet					
OUTDOOR	Til rør Ø	D	H			
140506-042-12	42,4 x 2,0	75	30	QS-50	471	2



International Design Model Protection

Rør

Q-TUBE

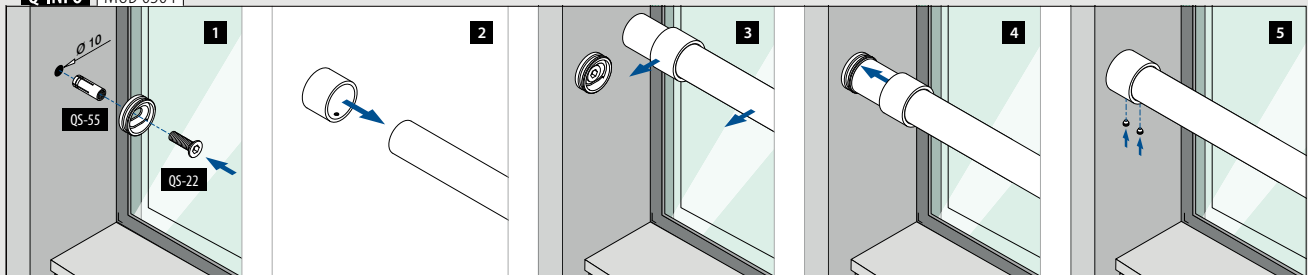


MOD 0900

316	Børstet				
OUTDOOR	Ø	X			
140900-242-50-12	42,4	2,0			L = 5 m

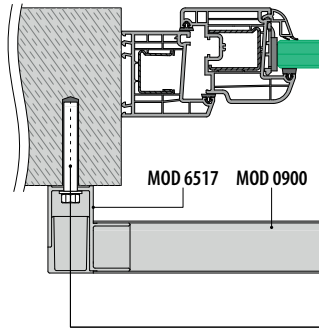


Q-INFO | MOD 0504

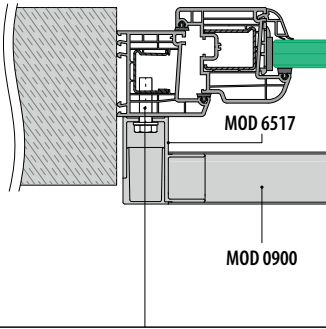


Brystværn Ø42,4 - MOD 6517

Montering af facade



Ramme montering

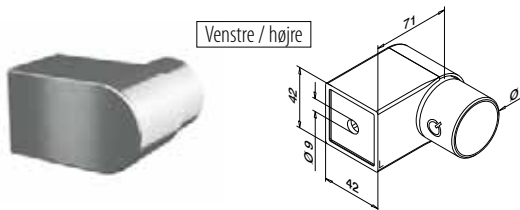


Der henvises til de respektive certifikater og statiske beregninger til specifikationer såsom monteringsdetaljer.

Alle ankre: 457 - 463

Håndlister

Vægflange



MOD 6517

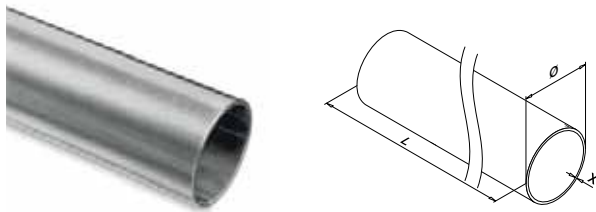
316	Børstet			
OUTDOOR	Til rør Ø			
146517-242-12	42,4 x 2,0	QS-27 472	2	

NEW

Håndlister

Rør

Q-TUBE

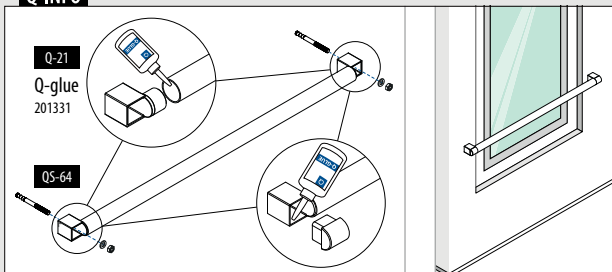


MOD 0900

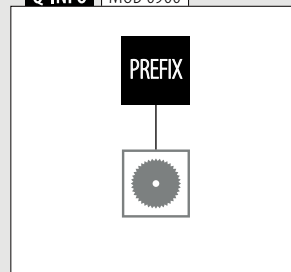
316	Børstet			
OUTDOOR	Ø	X		
140900-242-50-12	42,4	2,0	L = 5 m	



Q-INFO




Q-INFO MOD 0900





EASY ALU- TREMMEGELÆNDER

Easy Alu-tremmegelændere er designet til at passe til en bred vifte af nybyggerier og renoveringsprojekter. De fås i et udvalg af pulverlakerede RAL-farver, så du uden problemer kan matche dem med din kundes farveskema. Denne mulighed er tilgængelig efter anmodning.



3

Q-LIGHTS SYSTEMER

Q-lights Spotlight ————— 236 - 237, 260 - 262, 265
Q-lights Linear Light ————— 238 - 265



- Designet til:** Let til kraftig belastning (IK10 hærværkssikret)
- Brug:** Indendørs og udendørs (IP00 - IP66)
- Varianter:** 24 V og 48 V varm, neutral og kold hvid lys; RGB på anmodning (Linear Light), også 3000 / 5000 K, 12 V (Spotlight)
- Anvendelse:** Glasgelændere, stolpegelændere, væggelænder
- Materiale:** Aluminium, rustfrit stål 304 og 316

Find alle oplysninger om Spotlight online:



<https://q-ne.ws/Spotlight23>

Find alle oplysninger om Linear Light online:



<https://q-ne.ws/LinearLight23>

Q-LIGHTS SYSTEMER



Q-lights Spotlight




Q-lights Linear Light

Omdan gelænderet og øg sikkerheden

Når du giver gelænderet en veldesignet belysning, skaber du ikke blot en særlig atmosfære, du gør det også mere sikkert for brugerne. Q-lights Spotlight og Q-lights Linear Light tilbyder et spændende udvalg af lyseffekter. Begge LED-systemer kan nemt føjes til dit valgte Q-railing gelænder.

Internationalt testet/beregnet/certificeret:



- 1 Den LED-striber muliggør ekstremt rene linjer af lys med høj tæthed.
- 2 LED-striber som er op til 30 m lange.
- 3 Styrk sikkerheden ved at tilføje lys på dine gelændere. Q-lights får gelændere og gangbroer til at skille sig endnu mere ud både i indendørs og udendørs omgivelser.



Q-LIGHTS - VARIANTER

Spotlight til håndlister

- Til rør i rustfrit stål (Ø 42,4 eller 48,3 mm)
- Håndlistestøtter, håndlisteadaptere og vægflanger med ledningsrør
- Koldt hvidt lys (5000 K, 12 V), varmt hvidt lys (3000 K, 12 V)

236 - 237, 260 - 262, 265

Linear Light til glaslisterør

- LED- striber i længder på 5 og 30 meter
- Placer systemets LED-strips foran eller bagved glasset
- Transparente eller matte plastik-afdækninger
- Varmt eller køligt hvidt lys (24 V og 48 V), RGB-strips på forespørgsel

238 - 255

Linear Light til håndlister

- LED- striber i længder på 5 og 30 meter
- Håndlistestøttere med ledningsrør
- Specielle adaptere til montering på håndlistestøtter
- Transparente eller matte plastik-afdækninger
- Varmt eller køligt hvidt lys (24 V og 48 V), RGB-strips på forespørgsel

238 - 253, 256 - 265

Til rørdiameter Ø 42,4 x 2,0 mm

Asymmetrisk lyskegle
Farvetemp. 3000K + 5000K
50.000 timers lys

MOD 0051

INDOOR	Farve (K)	Elektr. specifikationer	
190051-242-20-30	Varm hvid	0,5W, 12V, 40mA, 22lm	1
190051-242-20-50	Kold hvid	0,5W, 12V, 40mA, 22lm	1



Til rørdiameter Ø 48,3 x 2,0 mm

Asymmetrisk lyskegle
Farvetemp. 3000K + 5000K
50.000 timers lys

MOD 0051

INDOOR	Farve (K)	Elektr. specifikationer	
190051-248-20-30	Varm hvid	0,5W, 12V, 40mA, 22lm	1
190051-248-20-50	Kold hvid	0,5W, 12V, 40mA, 22lm	1



Til rørdiameter Ø 42,4 x 2,0 mm

Asymmetrisk lyskegle
Farvetemp. 3000K + 5000K
50.000 timers lys

MOD 0051

OUTDOOR	Farve (K)	Elektr. specifikationer	
190051-242-66-30	Varm hvid	0,55W, 12V, 45mA, 25lm	1
190051-242-66-50	Kold hvid	0,55W, 12V, 45mA, 25lm	1

International Design
Model Protection

Til rørdiameter Ø 48,3 x 2,0 mm

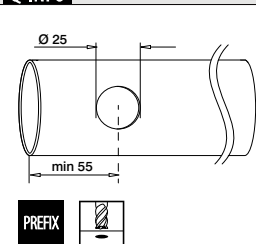
Asymmetrisk lyskegle
Farvetemp. 3000K + 5000K
50.000 timers lys

MOD 0051

OUTDOOR	Farve (K)	Elektr. specifikationer	
190051-248-66-30	Varm hvid	0,55W, 12V, 45mA, 25lm	1
190051-248-66-50	Kold hvid	0,55W, 12V, 45mA, 25lm	1

International Design
Model Protection

Q-INFO



Vi anbefaler at fræse hullet. Hvis det ikke er muligt, benyttes et trinbor. For at undgå kabelbrud: afgrat borehuller og fjern borerester. Begynd ikke installationen af LED-spotlys, før alle hullerne er blevet afgratet på inder- og ydersiden.



MOD 0900

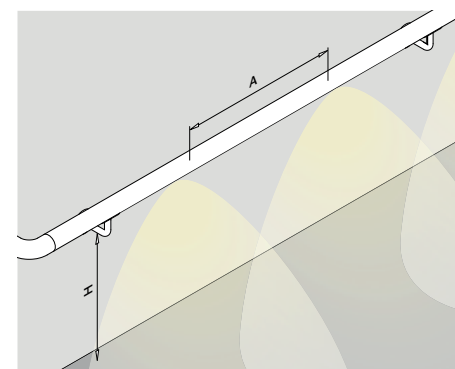
351



MOD 0900

367

Q-INFO



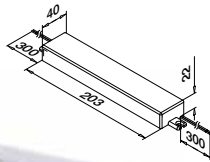
Lysudbytte på gulv/trappe af et 900 mm højt gelænder

Højde (mm) fra fgn (færdigt gulv-niveau): 900mm

Afstand fra væg (mm)	Afstand (A) mellem LED-spotlys (mm)					
	400		600		1000	
	IP20	IP66	IP20	IP66	IP20	IP66
0	52 lx	56 lx	35 lx	37 lx	20 lx	22 lx
600	32 lx	35 lx	22 lx	24 lx	13 lx	14 lx

Q-railing anbefaler 600 mm afstand mellem LED-spotlys for at opnå det bedste lysudbytte.

Alle kalkulationer vedrørende lys, skal betragtes som guidelines efter som regler og lovgivning er forskellig, vi anbefaler at man kontakter en elektriker for nærmere information om lovgivning og sikring af projektet.



Transformer 12V
220...240V~, CE, uden stik



MOD 0013

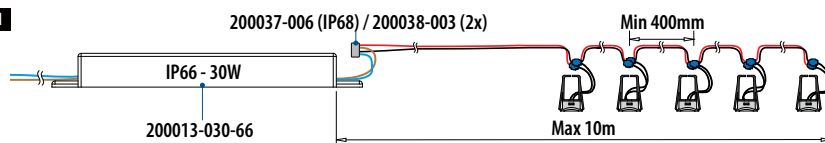
IN/OUTDOOR	P	
200013-030-66	30W	1



Q-INFO

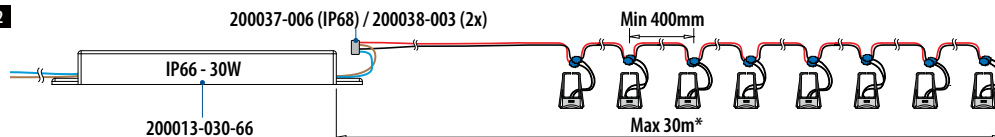
Indendørs / udendørs

1




MOD 0051
1 - 25 LED-spotlys

2



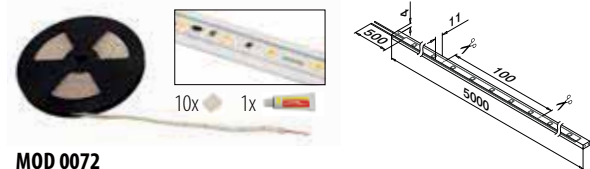
MOD 0051
1 - 50 LED-spotlys

* EMI/EMC-overholdelse skal tages i betragtning




MOD 0070

INDOOR	Farve (K)	LED/m	W	Φ (lm/m)	☐
190070-050-27	Varm hvid	70	14	350	L = 5 m
190070-050-65	Kold hvid	70	14	370	L = 5 m



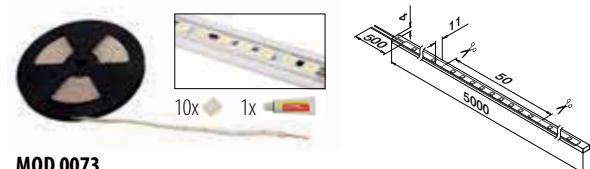
MOD 0072

OUTDOOR	Farve (K)	LED/m	W	Φ (lm/m)	☐
190072-050-30	Varm hvid	70	14	350	L = 5 m
190072-050-65	Kold hvid	70	14	360	L = 5 m



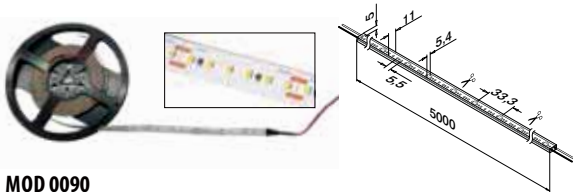
MOD 0071

INDOOR	Farve (K)	LED/m	W	Φ (lm/m)	☐
190071-050-27	Varm hvid	140	27,5	660	L = 5 m
190071-050-65	Kold hvid	140	27,5	680	L = 5 m



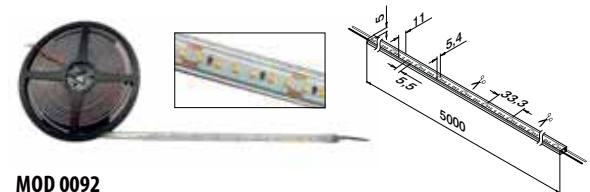
MOD 0073

OUTDOOR	Farve (K)	LED/m	W	Φ (lm/m)	☐
190073-050-30	Varm hvid	140	27,5	640	L = 5 m
190073-050-65	Kold hvid	140	27,5	650	L = 5 m



MOD 0090

INDOOR	Farve (K)	LED/m	W	Φ (lm/m)	☐
190090-050-40	Neutralt hvidt	180	30	650	L = 5 m



MOD 0092

OUTDOOR	Farve (K)	LED/m	W	Φ (lm/m)	☐
190092-050-40	Neutralt hvidt	180	30	650	L = 5 m

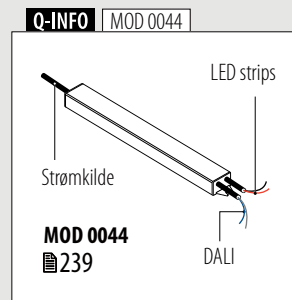
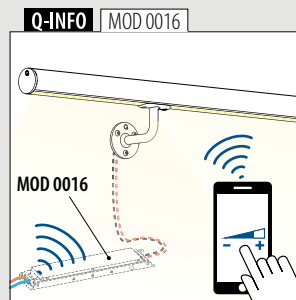


Q-LIGHTS SYSTEMER

Q-LIGHTS - LINEAR LIGHT 24V

Q-INFO

MOD 0070 / 0072: 70 LED/m
MOD 0071 / 0073: 140 LED/m
MOD 0090 / 0092: 180 LED/m



Q-INFO

LED STRIP INFORMATION

- Alle striber er fortrådede én gang. Til yderligere forbindelser skal du bruge et tilslutningskabel (☐ 240-242).
- Hver stribe kan skæres/klippes over med en saks, ved de forberedte punkter på striben.
- LED strips kan skæres/klippes over og forbindes med en forbinder (☐ 240-242).
- Alle modeller er velegnede, som forbinder til Linear Light glaslisterør (☐ 254-255) og Linear Light håndlister (☐ 256-265).

Transformere

Transformer 24V

til Q-lights Linear Light IP20
220...240V~




MOD 0015

INDOOR	P	
200015-100-20	100W	1



Transformer 24V

til Q-lights Linear Light IP67
220...240V~



MOD 0015

OUTDOOR	P	
200015-100-67	100W	1



Transformer med bluetooth styreenhed 24V

til Q-lights Linear Light IP20
220...240V~




MOD 0016

INDOOR	P	
200016-080	80W	1



Transformer 24V med DALI

til Q-lights Linear Light IP67
220...240V~ CE



MOD 0044

OUTDOOR	P	
200044-100-67	100W	1



Q-LIGHTS SYSTEMER

Q-LIGHTS - FORBINDELSESTEKNOLOGI

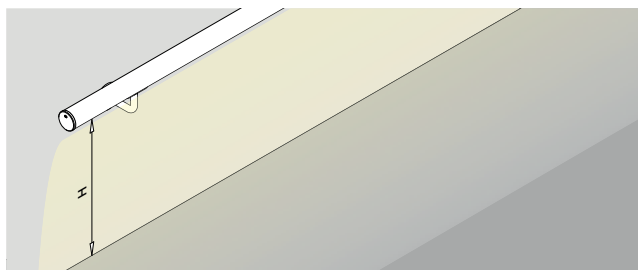
Q-INFO | MOD 007x / 009x

Specifikationsoversigt over Q-lights Linear Light LED strips

LED strips	IP	V	W	W/m	K	Colour	lm	lm/m		LED/m	L (mm)	L _{mm} (mm)			Levetid	CRI	
190070-050-27	00	24	14	2,8	2700	varm hvid	1750	350	120	70	5000	100	✓	50.000 h	>80	20	
190070-050-65	00	24	14	2,8	6500	kold hvid	1850	370	120	70	5000	100	✓	50.000 h	>80	20	
190072-050-30	66	24	14	2,8	3000	varm hvid	1750	350	120	70	5000	100	✓	50.000 h	>80	20	
190072-050-65	66	24	14	2,8	6500	kold hvid	1800	360	120	70	5000	100	✓	50.000 h	>80	20	
190071-050-27	00	24	27,5	5,5	2700	varm hvid	3100	620	120	140	5000	50	✓	50.000 h	>80	50	
190071-050-65	00	24	27,5	5,5	6500	kold hvid	3400	680	120	140	5000	50	✓	50.000 h	>80	50	
190073-050-30	66	24	27,5	5,5	3000	varm hvid	3200	640	120	140	5000	50	✓	50.000 h	>80	50	
190073-050-65	66	24	27,5	5,5	6500	kold hvid	3250	650	120	140	5000	50	✓	50.000 h	>80	50	
190090-050-40	20	24	30	6	4000	neutralt hvidt	3250	650	120	180	5000	33,33	✓	50.000 h	94	50	
190092-050-40	54	24	30	6	4000	neutralt hvidt	3250	650	120	180	5000	33,33	✓	50.000 h	94	50	

IP... Tæthedsklasse	W/m Nominelt watt-tal pr. meter	lm Lumen	LED/m Antal LED'er pr. meter
V Nominel spænding	K Farvetemperatur	lm/m Lysstrøm pr. meter	Dæmpbar
W Nominel wattforbrug	Colour Lysfarve	Udstrålingsvinkel	Levetid

Q-INFO | MOD 007x



Lux (lx) forklaring

Direkte sollys = 100.000 lx	Gangbelysning = 100 lx
Overskyet dag = 1.000 lx	Gadebelysning = 10 lx
typisk tv-studie belysning	Stearinlys ca. 1 meters afstand = 1 lx

Alle kalkulationer vedrørende lys, skal betragtes som guidelines efter som regler og lovgivning er forskellig, vi anbefaler at man kontakter en elektriker for nærmere information om lovgivning og sikring af projektet.

Lysudbytte på gulv/trappe

	Højde (mm) fra fgn (færdigt gulv-niveau)			
	900	1000	1100	1200
190070-050-27	125 lx	106 lx	90 lx	78 lx
190070-050-65	144 lx	113 lx	94 lx	82 lx
190072-050-30	106 lx	90 lx	75 lx	66 lx
190072-050-65	111 lx	94 lx	78 lx	69 lx
190071-050-27	203 lx	172 lx	144 lx	121 lx
190071-050-65	223 lx	198 lx	151 lx	131 lx
190073-050-30	203 lx	172 lx	120 lx	92 lx
190073-050-65	217 lx	184 lx	130 lx	100 lx
190090-050-40	163 lx	139 lx	120 lx	104 lx
190092-050-40	163 lx	139 lx	120 lx	104 lx

Universel forbinder strip til strip

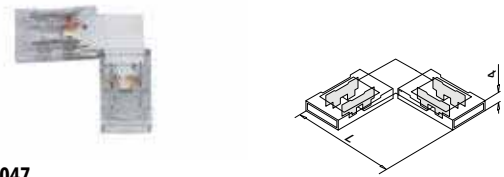


MOD 0046

INDOOR	For MOD	V	
200046-008	0070, 0071	24 / 48	1
200046-010	0080, 0090	24 / 48	1

NEW IP20

Universel hjørneforbinder

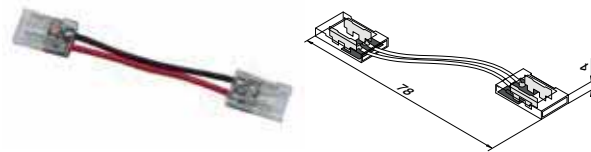


MOD 0047

INDOOR	For MOD	V	L	
200047-008	0070, 0071	24 / 48	25	1
200047-010	0080, 0090	24 / 48	30	1

NEW IP20

Universel flex-forbinder

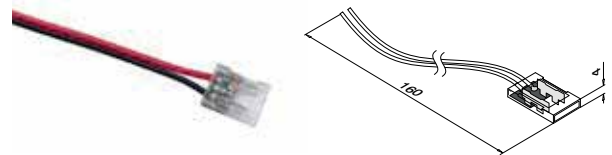


MOD 0048

INDOOR	For MOD	V	
200048-008	0070, 0071	24 / 48	1
200048-010	0080, 0090	24 / 48	1

NEW IP20

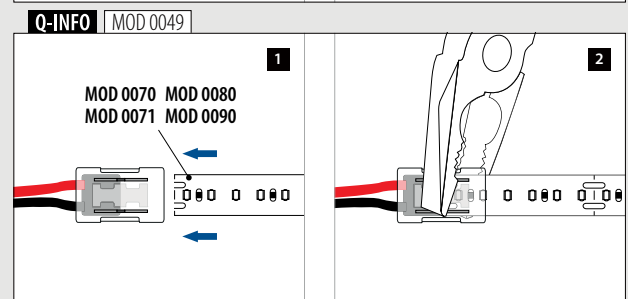
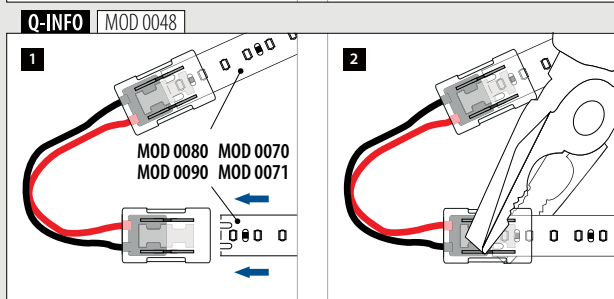
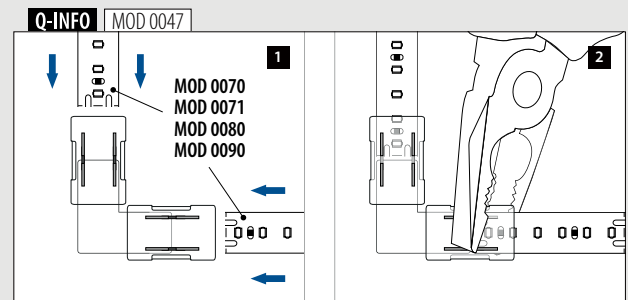
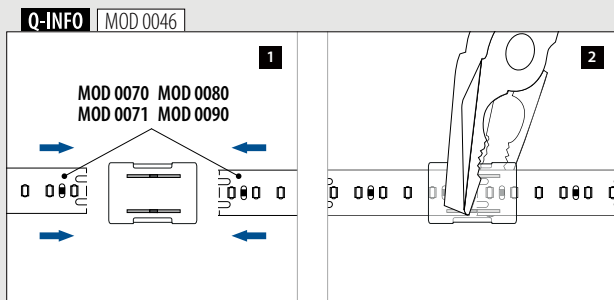
Universelt forbindelseskabel



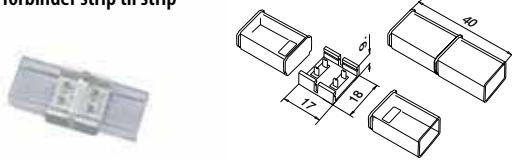
MOD 0049

INDOOR	For MOD	V	
200049-008	0070, 0071	24 / 48	1
200049-010	0080, 0090	24 / 48	1

NEW IP20



Universel forbinder strip til strip




MOD 0053

OUTDOOR	For MOD	V	
200053	0072, 0073, 0082, 0092	24 / 48	1



Universel flex-forbinder

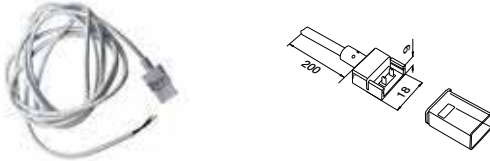


MOD 0054

OUTDOOR	For MOD	V	
200054	0072, 0073, 0082, 0092	24 / 48	1



Universelt forbindelseskabel

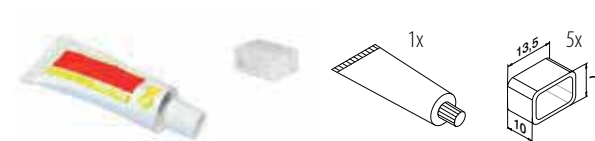


MOD 0055

OUTDOOR	For MOD	V	
200055	0072, 0073, 0082, 0092	24 / 48	1



Silikone + endekapper



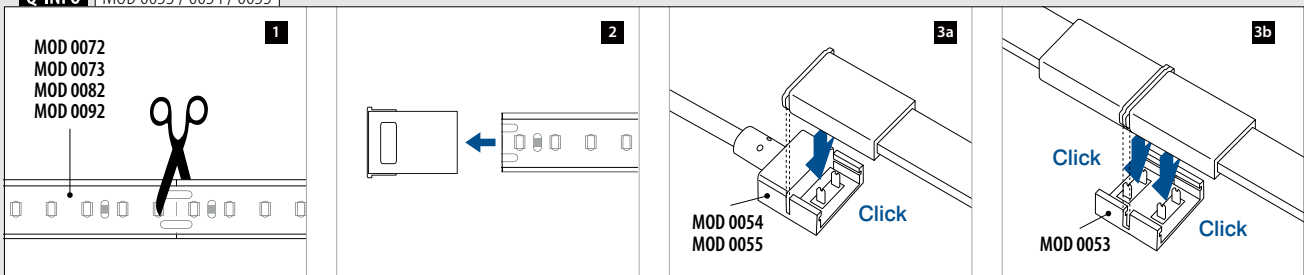
MOD 0039

OUTDOOR	
200039	1

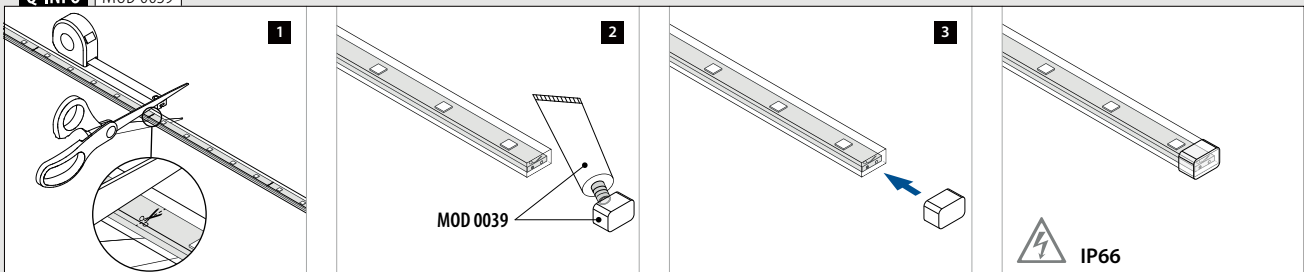
Q-LIGHTS SYSTEMER

Q-LIGHTS - FORBINDELSESTEKNOLOGI

Q-INFO | MOD 0053 / 0054 / 0055




Q-INFO | MOD 0039



LED strip tilslutningskabel

til MOD 0070 / 0071




MOD 0020

INDOOR	V	L	
200020-20	24	500	1

IP20

LED strip tilslutningskabel

til MOD 0072 / 0073




MOD 0020

OUTDOOR	V	L	
200020-54	24V	500	1

IP54

LED strip forbinder



MOD 0018

INDOOR	
200018	1

IP20

LED strip tilslutningskabel



MOD 0019

INDOOR	
200019	1

SELL OUT

IP20

LED forbinder

til LED strip MOD 0072 / 0073



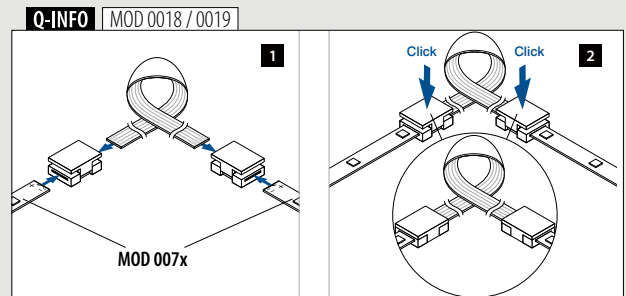
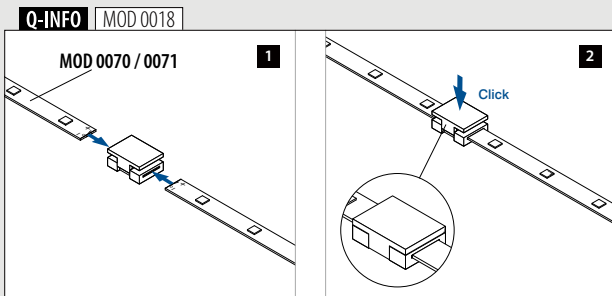
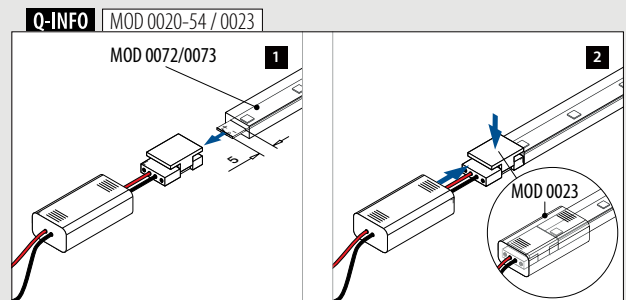
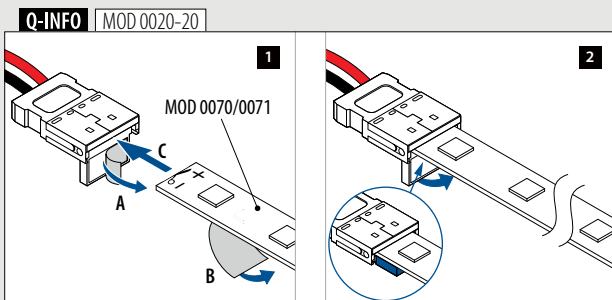
MOD 0023

OUTDOOR	
200023	1

IP54



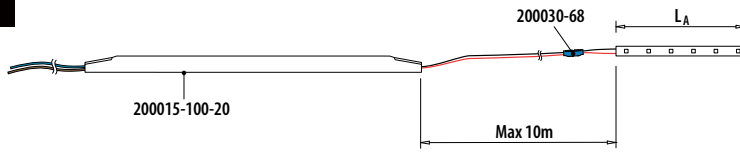
SELL OUT Kun så længe lager haves.



Q-INFO | MOD 0070/0071

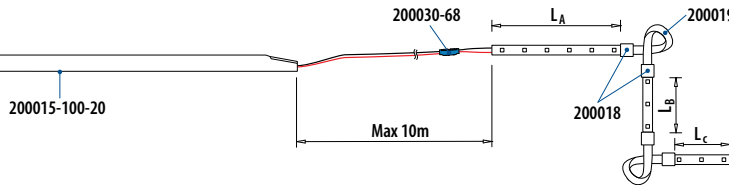
Indendørs

1



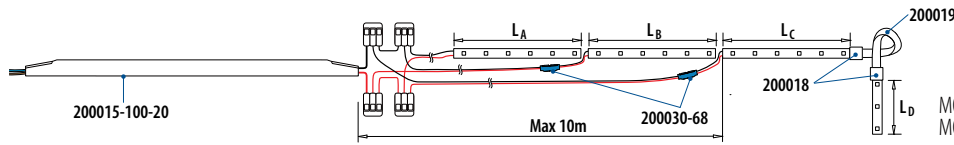
MOD 0070/0071
 $L_A \leq 5,00 \text{ m}$

2



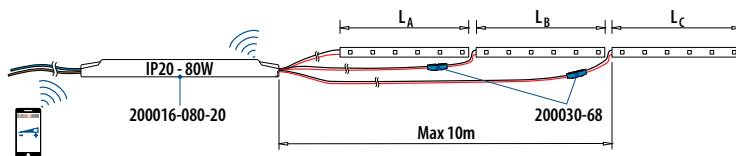
MOD 0070/0071
 $L_A + L_B + L_C \leq 5,00 \text{ m}$

3A



MOD 0070/0071
 $L_A \leq 5,00 \text{ m}$
 $L_B \leq 5,00 \text{ m}$
 $L_C + L_D \leq 5,00 \text{ m}$
 MOD 0070: $L_A + L_B + L_C + L_D \leq 20,00 \text{ m}$
 MOD 0071: $L_A + L_B + L_C + L_D \leq 15,00 \text{ m}$

3B

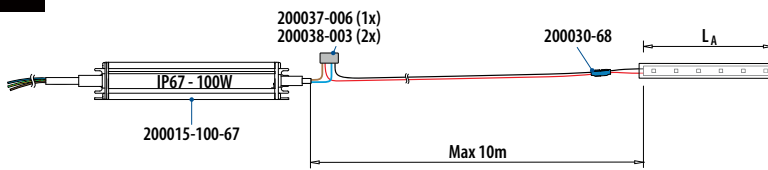


MOD 0070/0071
 $L_A + L_B \leq 5,00 \text{ m}$
 $L_C \leq 5,00 \text{ m}$
 $L_D \leq 5,00 \text{ m}$
 MOD 0070: $L_A + L_B + L_C + L_D \leq 15,00 \text{ m}$
 MOD 0071: $L_A + L_B + L_C + L_D \leq 13,50 \text{ m}$

Q-INFO | MOD 0072/0073

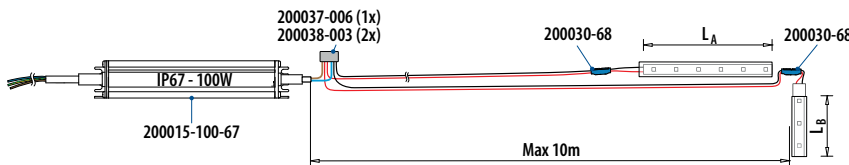
Udendørs

4



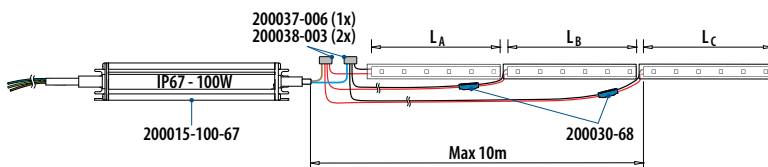
MOD 0072/0073
 $L_A + L_B + L_C \leq 5,00 \text{ m}$

5



MOD 0072/0073
 $L_A \leq 5,00 \text{ m}$
 $L_B \leq 5,00 \text{ m}$
 $L_C + L_D \leq 5,00 \text{ m}$
 $L_A + L_B + L_C + L_D \leq 15,00 \text{ m}$

6

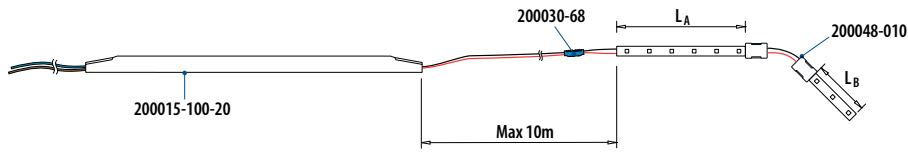


MOD 0072/0073
 $L_A \leq 5,00 \text{ m}$
 $L_B \leq 5,00 \text{ m}$
 $L_C + L_D \leq 5,00 \text{ m}$
 $L_A + L_B + L_C + L_D \leq 15,00 \text{ m}$

Q-INFO | MOD 0090

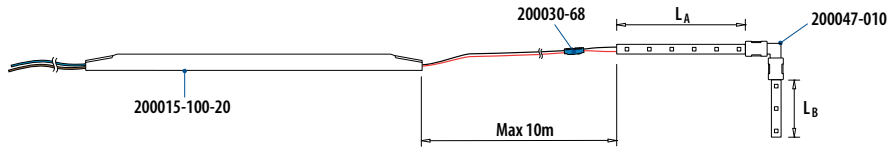
Indendørs

1



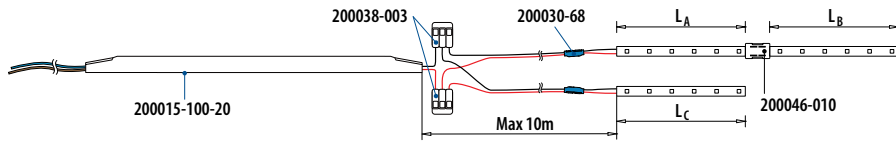
MOD 0090
 $L_A \leq 5,00 \text{ m}$
 $L_B \leq 5,00 \text{ m}$
 $L_A + L_B \leq 10,00 \text{ m}$

2



MOD 0090
 $L_A \leq 5,00 \text{ m}$
 $L_B \leq 5,00 \text{ m}$
 $L_A + L_B \leq 10,00 \text{ m}$

3

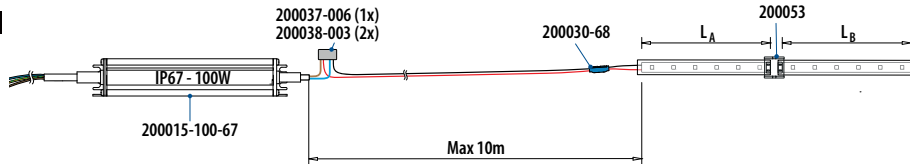


MOD 0090
 $L_A \leq 5,00 \text{ m}$
 $L_B \leq 5,00 \text{ m}$
 $L_A + L_B \leq 10,00 \text{ m}$
 $L_A + L_B + L_C \leq 15,00 \text{ m}$

Q-INFO | MOD 0092

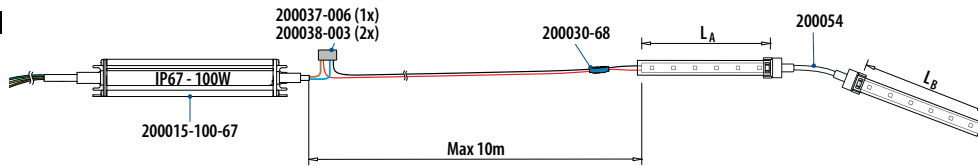
Udendørs

4



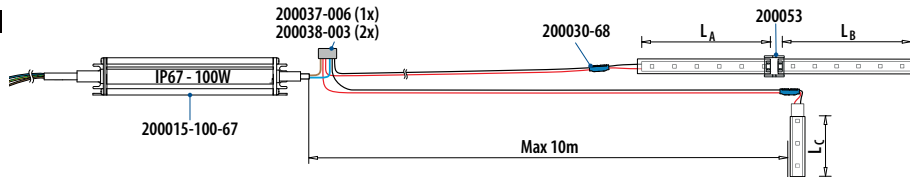
MOD 0092
 $L_A + L_B \leq 10,00 \text{ m}$

5

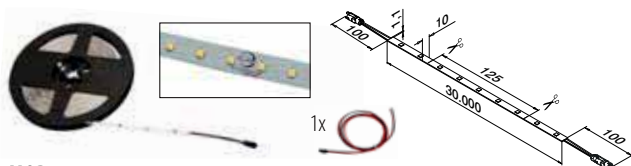


MOD 0092
 $L_A + L_B \leq 10,00 \text{ m}$

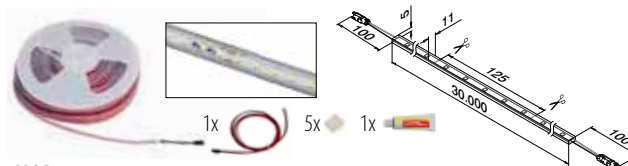
6



MOD 0092
 $L_A \leq 5,00 \text{ m}$
 $L_B \leq 5,00 \text{ m}$
 $L_A + L_B \leq 10,00 \text{ m}$
 $L_A + L_B + L_C \leq 15,00 \text{ m}$

**MOD 0080**

INDOOR	Farve (K)	LED/m	W	Φ (lm/m)	☐
190080-300-30	Varm hvid	84	117	424	L = 30 m
190080-300-65	Kold hvid	84	117	437	L = 30 m

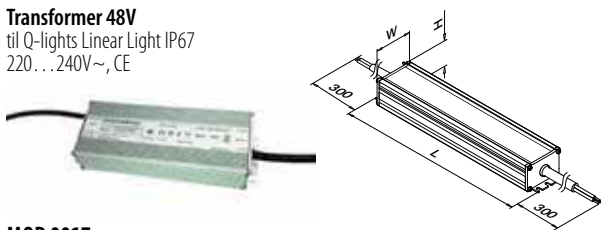
**MOD 0082**

OUTDOOR	Farve (K)	LED/m	W	Φ (lm/m)	☐
190082-300-30	Varm hvid	84	117	390	L = 30 m
190082-300-65	Kold hvid	84	117	402	L = 30 m

**Q-INFO****LED STRIP INFORMATION**

- Alle striber er fortrådede én gang. Til yderligere forbindelser skal du bruge et tilslutningskabel (☐ 247-250).
- Hver stribe kan skæres//klippes over med en saks, ved de forberedte punkter på striben.
- LED strips kan skæres/klippes over og forbindes med en forbinder (☐ 247-250).
- Alle modeller er velegnede, som forbinder til Linear Light glaslisterør (☐ 254-255) og Linear Light håndlister (☐ 256-265).

Transformer 48V
til Q-lights Linear Light IP67
220...240V~, CE

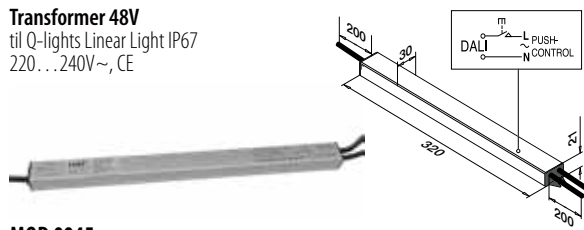


MOD 0017

OUTDOOR	P	L	W	H	
200017-060-67	60 W	116	67,5	36,5	1
200017-150-67	150 W	166	67,5	40	1
200017-350-67	350 W	227	80	42	1



Transformer 48V
til Q-lights Linear Light IP67
220...240V~, CE

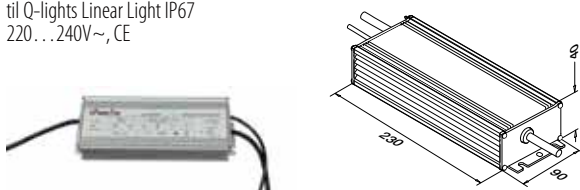


MOD 0045

OUTDOOR	W	
200045-240-67	240	1



Transformer 48V
til Q-lights Linear Light IP67
220...240V~, CE

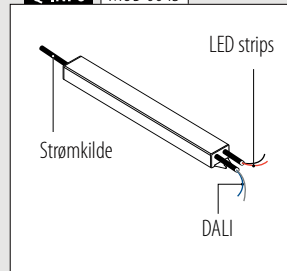


MOD 0045

OUTDOOR	W	
200045-400-67	400	1



Q-INFO | MOD 0045



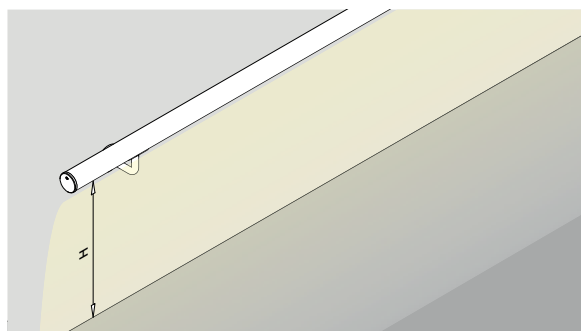
Q-INFO | MOD 008x

Specifikationsoversigt over Q-lights Linear Light LED strips

LED strips	IP	V	W	W/m	K	Colour	lm	lm/m		LED/m	L (mm)	L _{min} (mm)			CRI ...	
190080-300-30	20	48	117	3,9	3000	varm hvid	12.720	424	120	84	30.000	125	✓		50.000 h >80	30
190080-300-65	20	48	117	3,9	6500	kold hvid	13.110	437	120	84	30.000	125	✓		50.000 h >80	30
190082-300-30	66	48	117	3,9	3000	varm hvid	11.700	390	120	84	30.000	125	✓		50.000 h >80	30
190082-300-65	66	48	117	3,9	6500	kold hvid	12.060	402	120	84	30.000	125	✓		50.000 h >80	30

Tæthedsklasse	Nominelt watt-tal pr. meter	Lumen	Antal LED'er pr. meter
Nominel spænding	Farvetemperatur	Lysstrøm pr. meter	Dæmpbar
Nominel wattforbrug	Lysfarve	Udstrålingsvinkel	Levetid

Q-INFO | MOD 008x



Lysudbytte på gulv/trappe

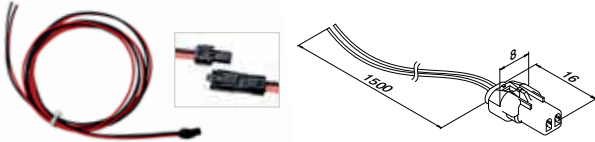
	Højde (mm) fra fgn (færdigt gulv-niveau)			
	900	1000	1100	1200
190080-300-30	165 lx	156 lx	146 lx	135 lx
190080-300-65	173 lx	163 lx	152 lx	141 lx
190082-300-30	154 lx	145 lx	136 lx	124 lx
190082-300-65	160 lx	150 lx	140 lx	128 lx

Lux (lx) forklaring

Direkte sollys	= 100.000 lx	Gangbelysning	= 100 lx
Overskyet dag,	= 1.000 lx	Gadebelysning	= 10 lx
typisk tv-studie belysning		Stearinlys ca. 1 meters afstand	= 1 lx

Alle kalkulationer vedrørende lys, skal betragtes som guidelines efter som regler og lovgivning er forskellig, vi anbefaler at man kontakter en elektriker for nærmere information om lovgivning og sikring af projektet.

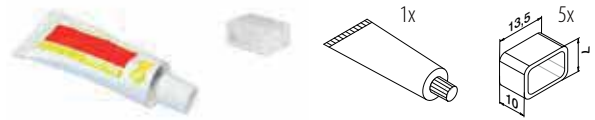
LED strip tilslutningskabel, hun



MOD 0032				
OUTDOOR	V	L		
200032-015-68	48	1500		1

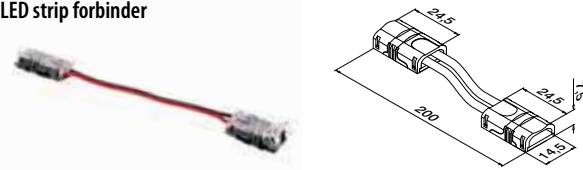
IP68

Silikone + endekapper



MOD 0039				
OUTDOOR				
200039				1

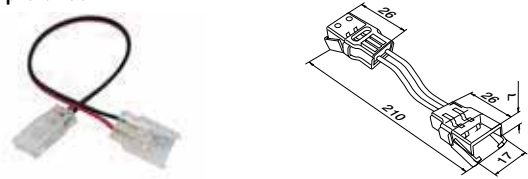
LED strip forbinder



MOD 0028				
INDOOR				
200028				1

IP20

LED strip forbinder



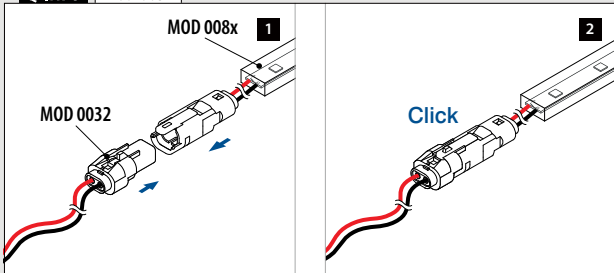
MOD 0031				
OUTDOOR				
200031				1

IP66

Q-LIGHTS SYSTEMER

Q-LIGHTS - FORBINDELSESTEKNOLOGI

Q-INFO MOD 0032

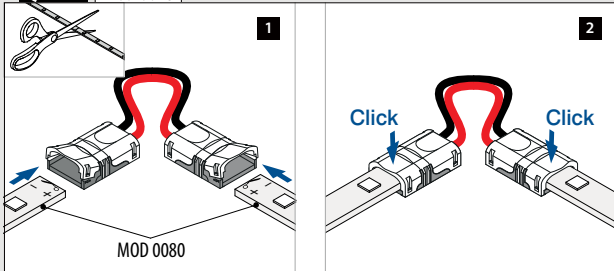


Q-INFO

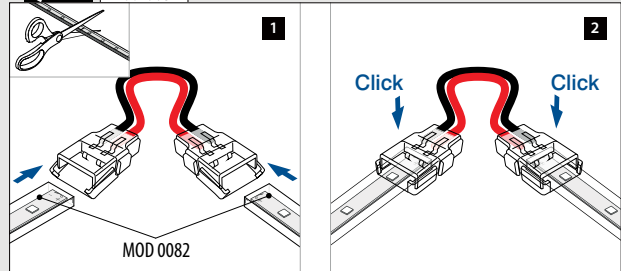
LED STRIP INFORMATION

- Alle LED striber kommer som et sæt indeholdende 1x MOD 0032 og 1x MOD 0039.
- Brug et tværstik (MOD 0035, 248) til yderligere forbindelser og et forbinderkabel.

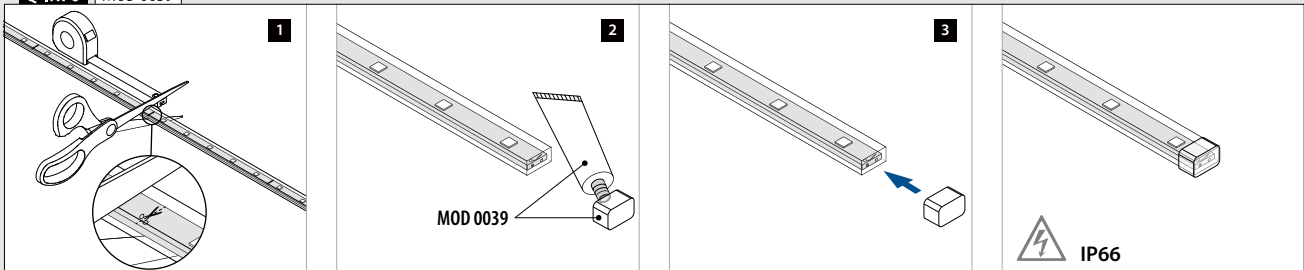
Q-INFO MOD 0028



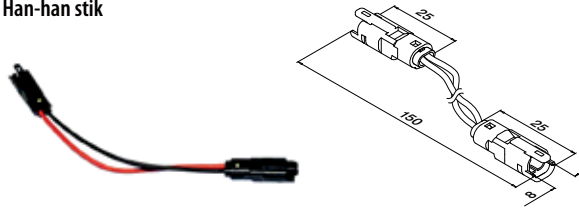
Q-INFO MOD 0031



Q-INFO MOD 0039



Han-han stik



MOD 0035

OUTDOOR

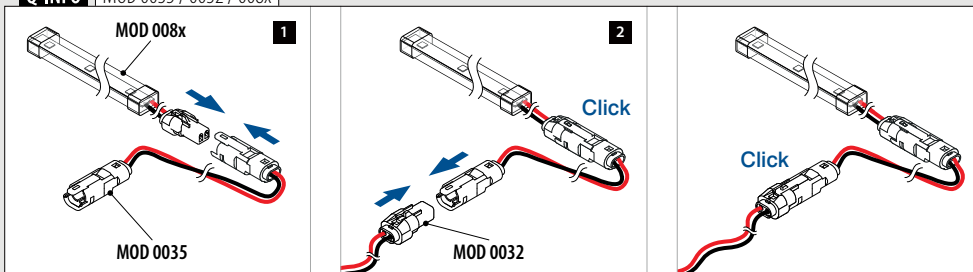
200035



1

IP68

Q-INFO | MOD 0035 / 0032 / 008x



Universel forbinder strip til strip

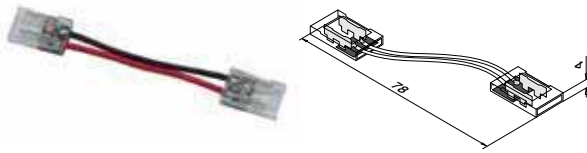


MOD 0046

INDOOR	For MOD	V	
200046-008	0070, 0071	24 / 48	1
200046-010	0080, 0090	24 / 48	1

NEW IP20

Universel flex-forbinder

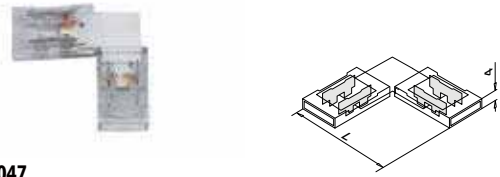


MOD 0048

INDOOR	For MOD	V	
200048-008	0070, 0071	24 / 48	1
200048-010	0080, 0090	24 / 48	1

NEW IP20

Universel hjørneforbinder




MOD 0047

INDOOR	For MOD	V	L	
200047-008	0070, 0071	24 / 48	25	1
200047-010	0080, 0090	24 / 48	30	1

NEW IP20

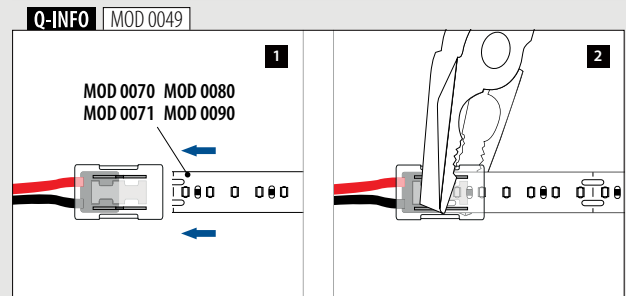
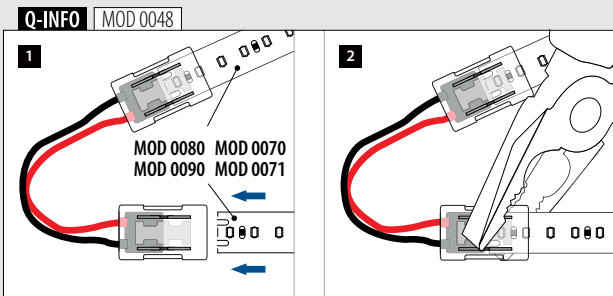
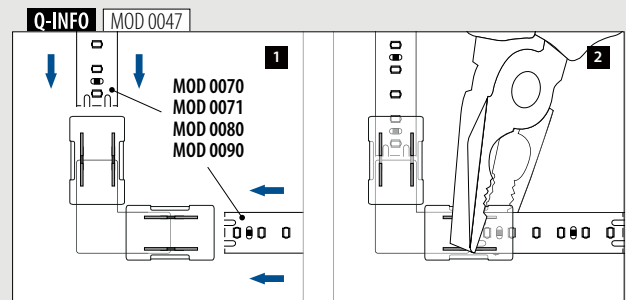
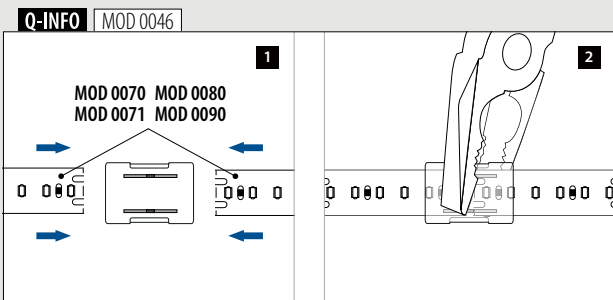
Universelt forbindelseskabel



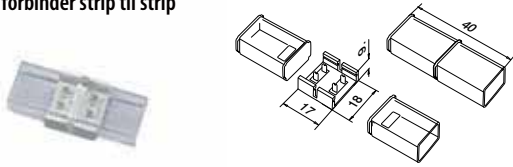
MOD 0049

INDOOR	For MOD	V	
200049-008	0070, 0071	24 / 48	1
200049-010	0080, 0090	24 / 48	1

NEW IP20



Universel forbinder strip til strip

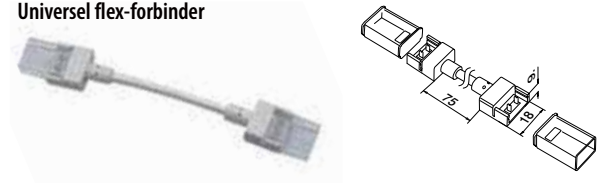


MOD 0053

OUTDOOR	For MOD	V	
200053	0072, 0073, 0082, 0092	24 / 48	1

NEW IP68

Universel flex-forbinder

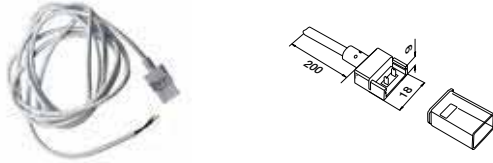


MOD 0054

OUTDOOR	For MOD	V	
200054	0072, 0073, 0082, 0092	24 / 48	1

NEW IP68

Universelt forbindelseskabel

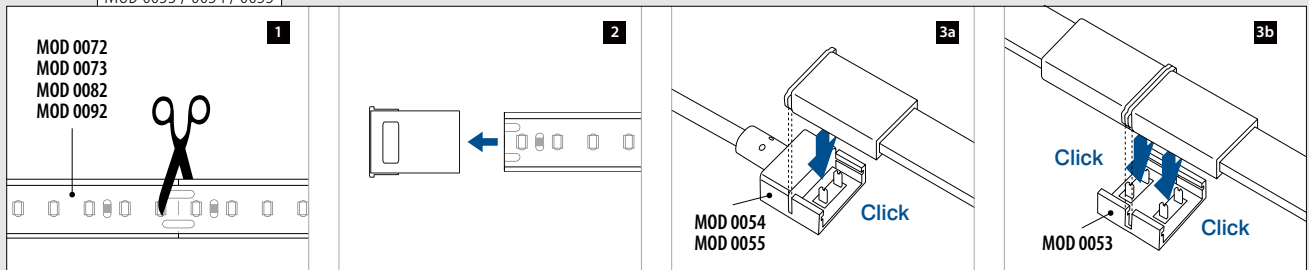


MOD 0055

OUTDOOR	For MOD	V	
200055	0072, 0073, 0082, 0092	24 / 48	1

NEW IP68

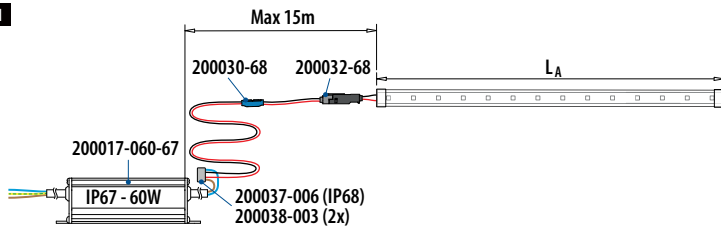
MOD 0053 / 0054 / 0055



Q-INFO | MOD 008x

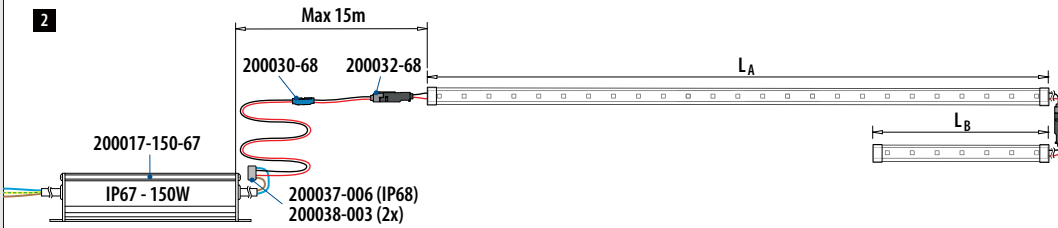
Indendørs / udendørs

1



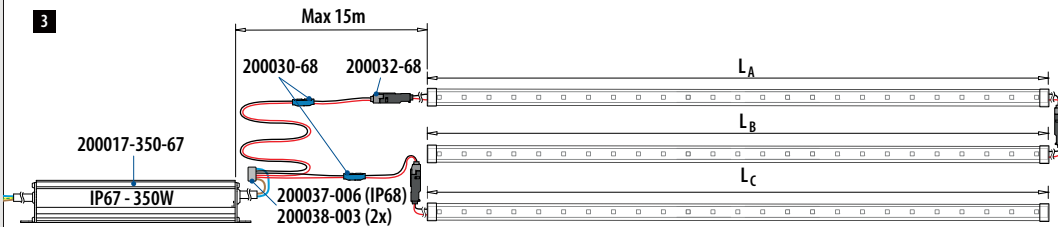
MOD 0080/0082
L_A ≤ 15,00 m

2



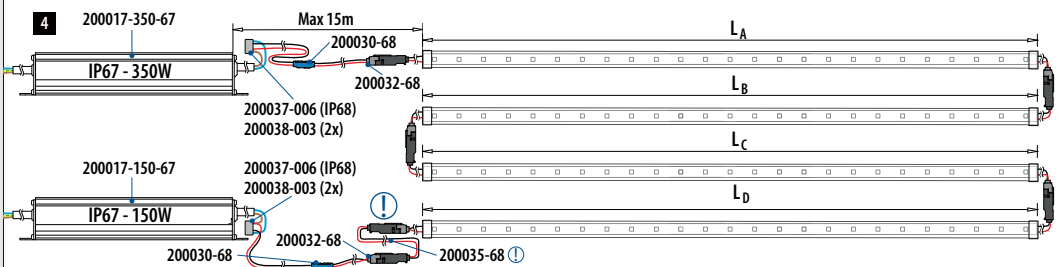
MOD 0080/0082
L_A + L_B ≤ 38,00 m

3



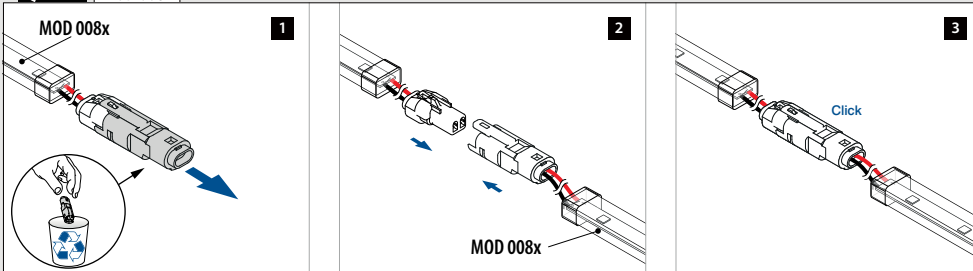
MOD 0080/0082
L_A + L_B ≤ 60,00 m
L_C ≤ 30,00 m
L_A + L_B + L_C ≤ 90,00 m

4

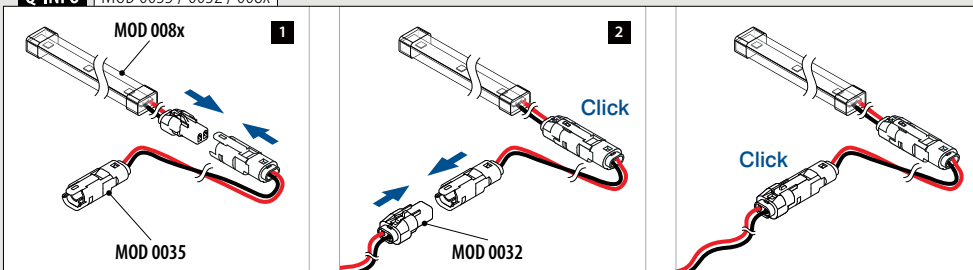


MOD 0080/0082
L_A + L_B + L_C + L_D ≤ 120,00 m

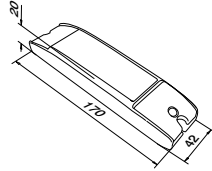
Q-INFO | MOD 008x



Q-INFO | MOD 0035 / 0032 / 008x



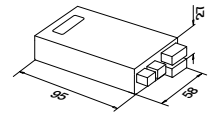
Controller
til 12V og 24V



MOD 0040		
INDOOR		
200040		1

NEW

Controller
til 24V og 48V



MOD 0041		
INDOOR		
200041		1

NEW

Strømforsyninger



Sort kabel

Halogen-fri,
145°C, til 12V, 24V og 48V,
velegnet til udendørs brug

MOD 0012		
OUTDOOR	Ø	
200012-001-01	1 mm ²	L = 100 m
NEW 200012-003-01	2,5 mm ²	L = 100 m



Rødt kabel

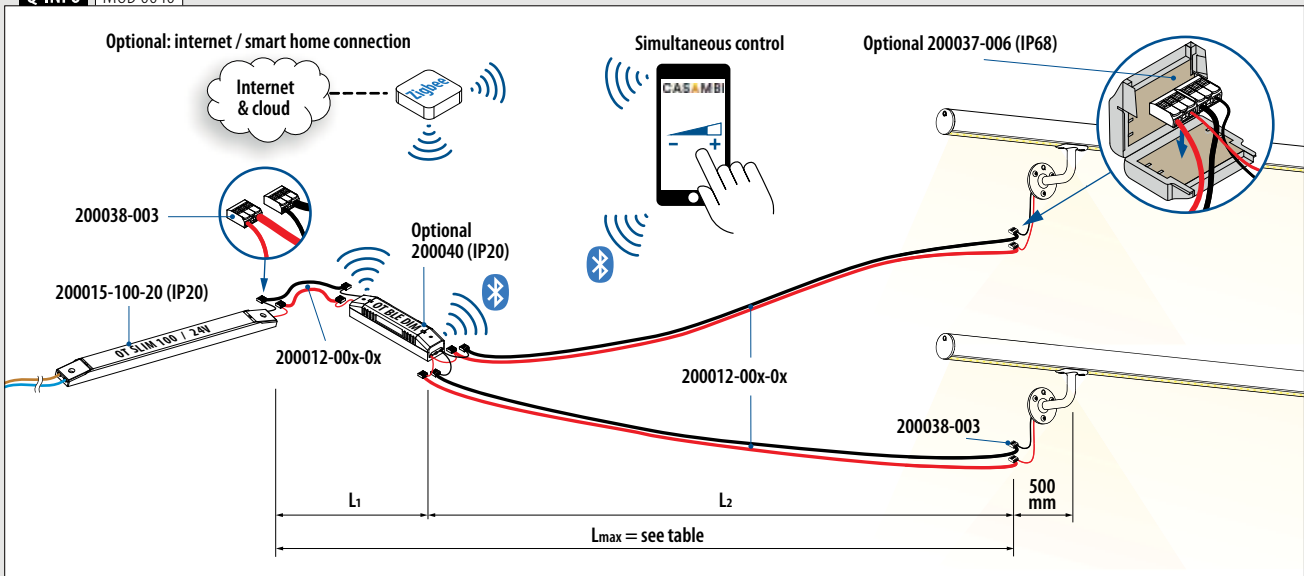
Halogen-fri,
145°C, til 12V, 24V og 48V,
velegnet til udendørs brug

MOD 0012		
OUTDOOR	Ø	
200012-001-02	1 mm ²	L = 100 m
NEW 200012-003-02	2,5 mm ²	L = 100 m

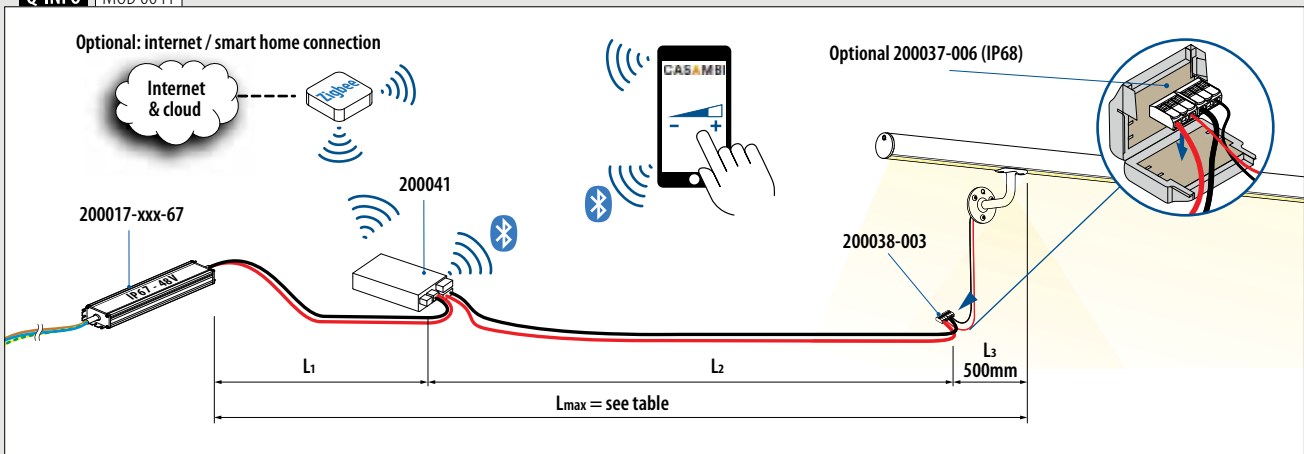
Q-LIGHTS SYSTEMER

Q-LIGHTS - FORBINDELSESTEKNOLOGI

Q-INFO | MOD 0040

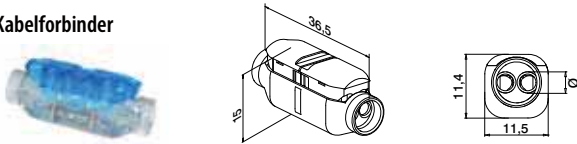


Q-INFO | MOD 0041



Strømforsyninger

Kabelforbinder



MOD 0030

OUTDOOR	Ø	AWG	Ø
200030-68	0,5 - 1 mm ²	17 - 20	15

IP68

Samlebox



MOD 0037

OUTDOOR	Ø
200037-006	1

IP68

Fjederssamlemuffe

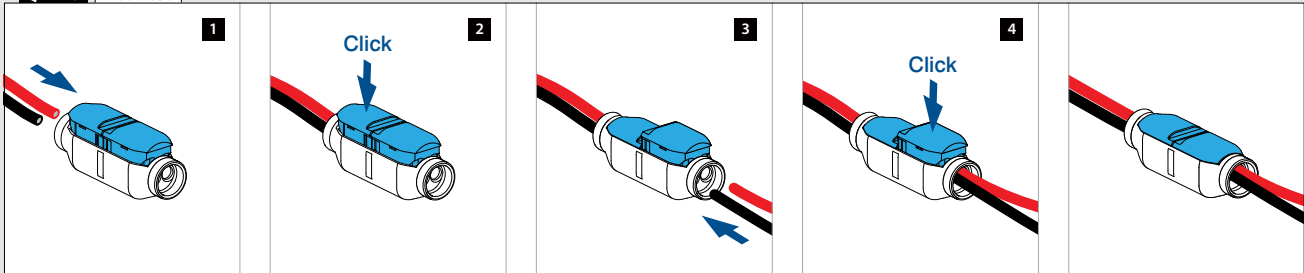


MOD 0038

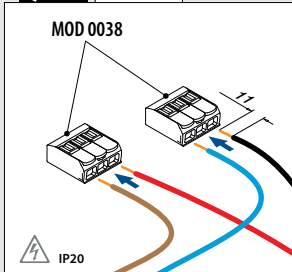
INDOOR	Ø	Ø
200038-003	0,14 - 4 mm ²	12

IP20

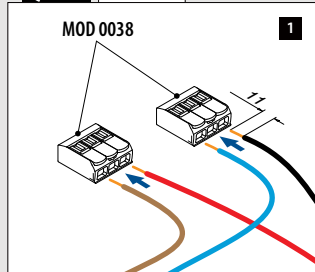
Q-INFO MOD 0030



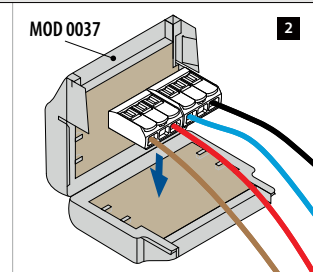
Q-INFO MOD 0038



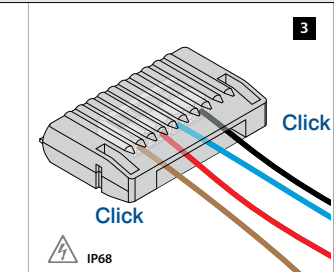
Q-INFO MOD 0038



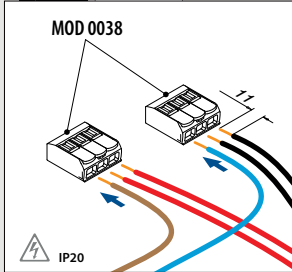
Q-INFO MOD 0037



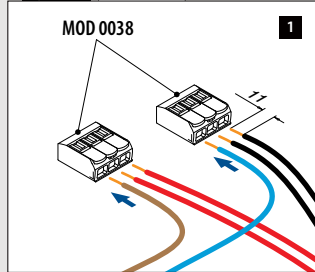
Q-INFO MOD 0037



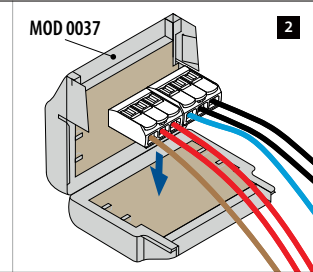
Q-INFO MOD 0038



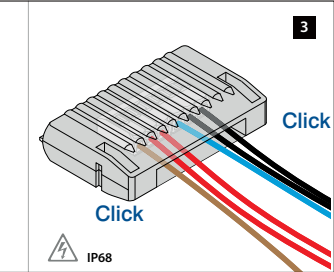
Q-INFO MOD 0038



Q-INFO MOD 0037



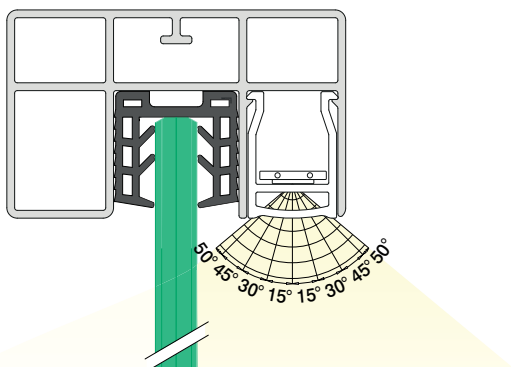
Q-INFO MOD 0037



Q-INFO

SIKKERHEDSINFORMATION

- Installation til hovedmodulet skal gennemføres i overensstemmelse med alle gældende el og sikkerhedsstandarder. Kun autoriserede elektrikere må udføre installationer.
- Overhold korrekt elektrisk polaritet. Forkert polaritet kan ødelægge modulerne.
- Strømforsyningsenheder der anvendes skal sikre følgende grundlæggende beskyttelses og sikkerhedsregler:
 - Kortslutningsbeskyttelse
 - Overbelastningsbeskyttelse
 - Beskyttelse mod overophedning
 - SELV (Safety Extra Low Voltage)
- Vær opmærksom på det maksimale output af strømforsyningen.
- Kun parallelle kredsløb sikrer en sikker anvendelse.



MOD 5124

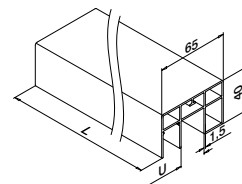

Tilbehør

U = 24 mm

Til hærdet glas	T	
205124-050-08	8 - 10	L = 5 m
205124-050-11	12	L = 5 m
205124-050-15	15	L = 5 m
205124-050-19	19	L = 5 m

Til lamineret glas

205124-050-08	8,76 - 10,76	L = 5 m
205124-050-11	11,52 - 13,52	L = 5 m
205124-050-17	16,76 - 17,52	L = 5 m
NEW 205124-050-92	20,76 - 21,52	L = 5 m



MOD 6926

Aluminium Rå

	U	<input type="checkbox"/>	
166926-654-50-00	24	65 x 40	L = 5 m

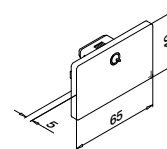
Aluminium Børstet, anodiseret

OUTDOOR

166926-654-50-18	24	65 x 40	L = 5 m
------------------	----	---------	---------



International Design Model Protection



MOD 6734 - EASY HIT®

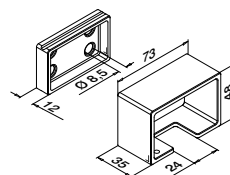
Aluminium Rå

	For <input type="checkbox"/>	
166734-654-00	65 x 40	2

Aluminium Børstet, anodiseret

OUTDOOR

166734-654-18	65 x 40	2
---------------	---------	---



MOD 6545

Aluminium Rå

	For <input type="checkbox"/>		
166545-654-00	65 x 40	QS-55 470 / QS-20 472	2

Aluminium Børstet, anodiseret

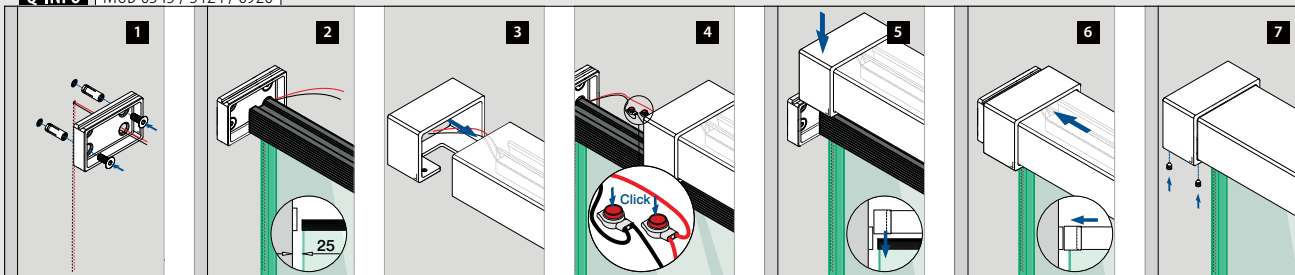
OUTDOOR

166545-654-18	65 x 40	QS-55 470 / QS-20 472	2
---------------	---------	-------------------------	---

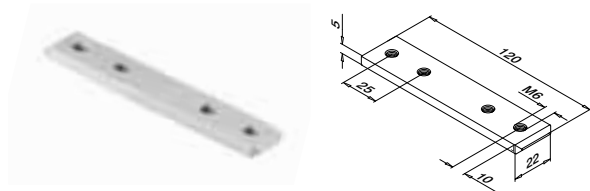


International Design Model Protection

Q-INFO | MOD.6545 / 5124 / 6926

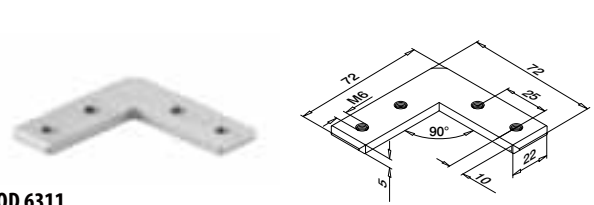


Forbinderer



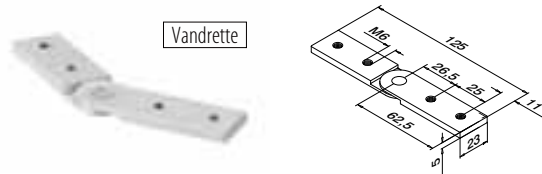
MOD 6795

Aluminium	Rå		
166795-339	QS-261	472	2




MOD 6311

Aluminium	Rå		
166311-339	QS-261	472	2



MOD 6797

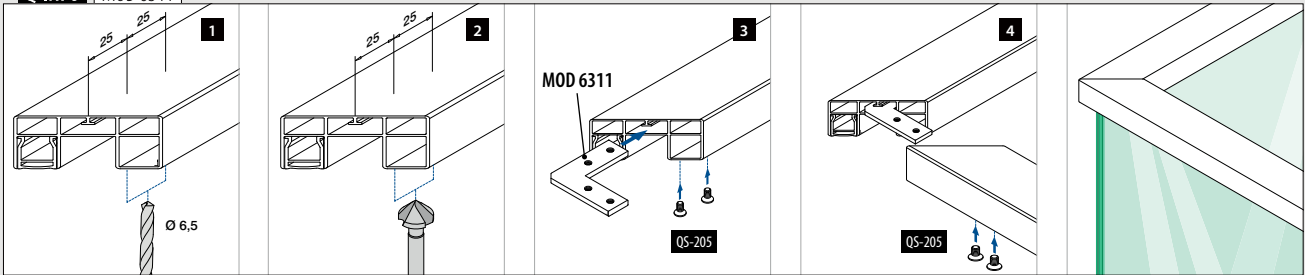
Aluminium	Rå		
166797	QS-261	472	2



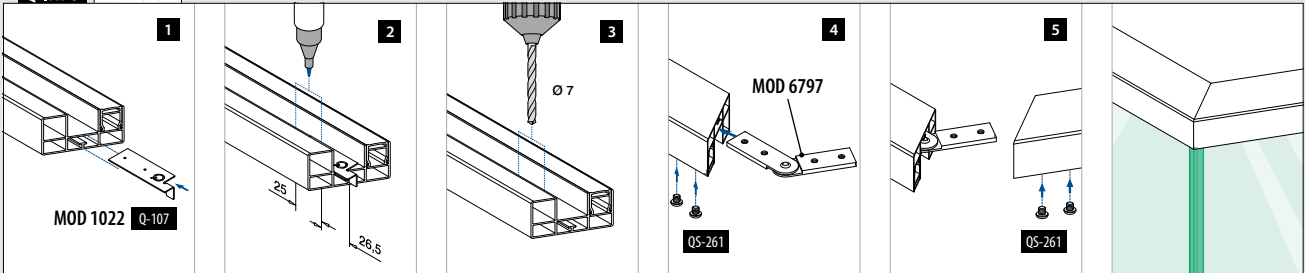
MOD 6798

Aluminium	Rå		
166798	QS-261	472	2

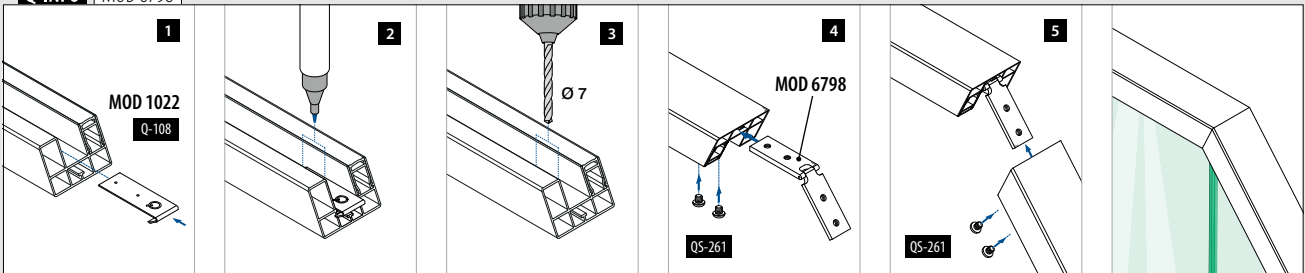
Q-INFO MOD 6311



Q-INFO MOD 6797



Q-INFO MOD 6798



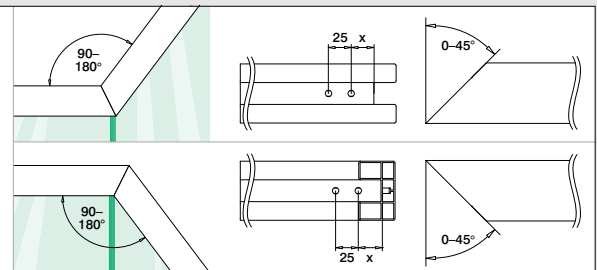
Q-INFO MOD 6798

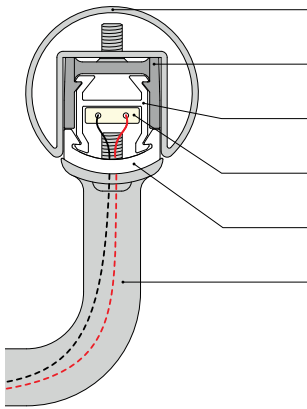
Opadgående

Skæring	45°	40°	35°	30°	25°	20°	15°	10°	5°	0°
Vinkel yderside	90°	100°	110°	120°	130°	140°	150°	160°	170°	180°
Distance til hjørne (x)	30,5	30,0	29,5	29,0	28,5	28,0	27,5	27,0	27,0	26,5

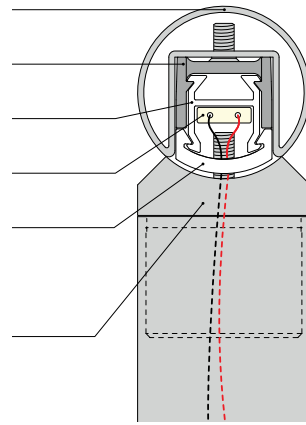
Nedadgående

Skæring	0°	5°	10°	15°	20°	25°	30°	35°	40°	45°
Vinkel inderside	180°	170°	160°	150°	140°	130°	120°	110°	100°	90°
Distance til hjørne (x)	26,5	26,5	26,0	26,0	25,5	25,5	25,0	24,5	24,5	24,0

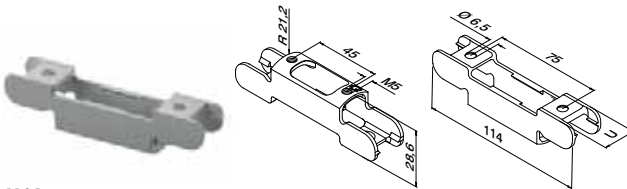




- Glaslisterør (U = 24): ■ 257
- Håndliste MOD 078x-24: ■ 256
- Bjælkesektion: ■ 257
- LED strips: ■ 238, 245
- LED stribe dækprofil: ■ 257
- Håndlistestøtter: ■ 260 - 261
- Håndliste adapter MOD 0770 / 0772: ■ 262



Til håndlistestøtte, lige

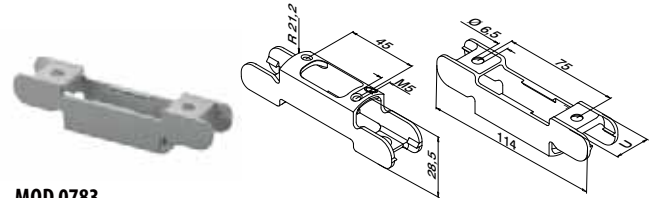


MOD 0781

316	Børstet		
OUTDOOR	U		
140781-24	24	QS-205 ■ 472	2

International Design Model Protection

Til håndlistestøtte, justerbar

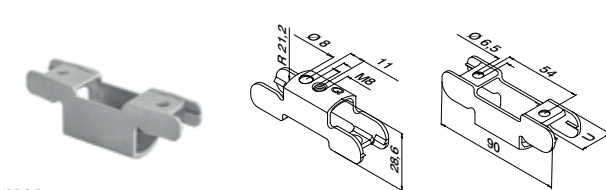


MOD 0783

316	Børstet		
OUTDOOR	U		
140783-24	24	QS-205 ■ 472	2

International Design Model Protection

Til håndliste adapter, lige



MOD 0782

316	Børstet		
OUTDOOR	U		
140782-24	24	QS-205 ■ 472	2

International Design Model Protection

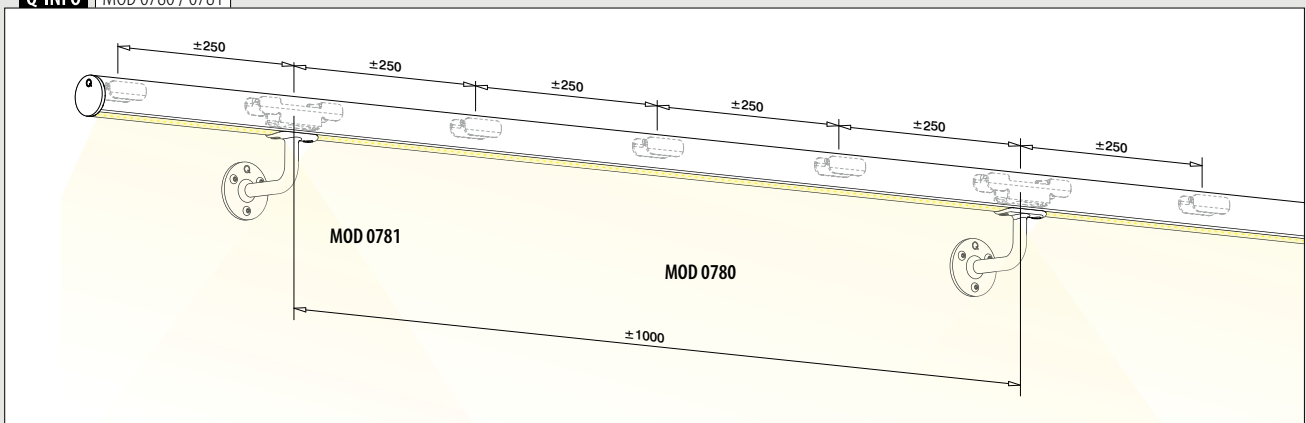


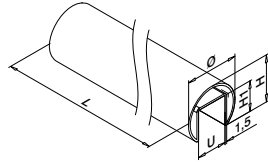
MOD 0780

316	Børstet		
OUTDOOR	U		
140780-24	24	QS-205 ■ 472	2

International Design Model Protection

Q-INFO | MOD 0780 / 0781

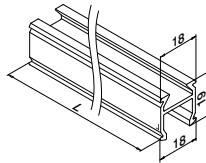




MOD 6920

Ø 42,4 mm

304		Børstet				
INDOOR	U	Ø	H	H1		
136920-042-50-12	24	42,4	37	24	L = 5 m	
316		Børstet				
OUTDOOR	U	Ø	H	H1		
146920-042-50-12	24	42,4	37	24	L = 5 m	

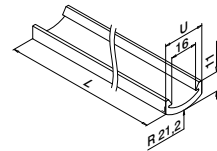


MOD 5092

INDOOR

155092-025		L = 2,5 m
------------	--	-----------

International Design Model Protection



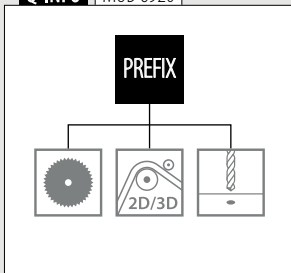
MOD 5090

INDOOR	Transparens	
155090-025-24-03	Klar	L = 2,5 m
155090-025-24-06	Matteret	L = 2,5 m

IK10

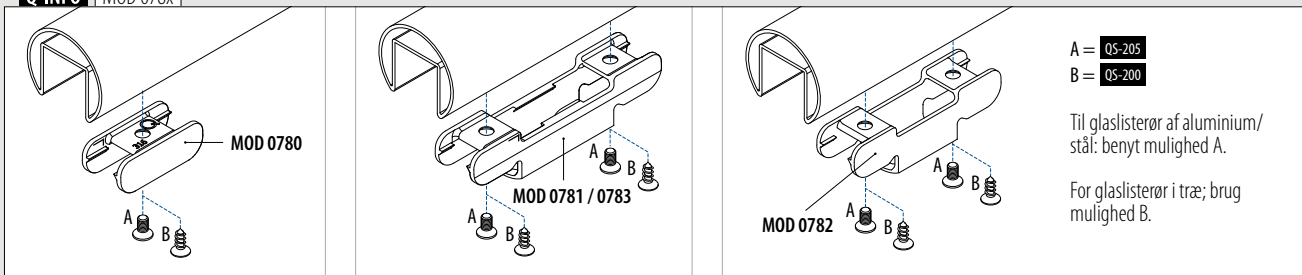
International Design Model Protection

Q-INFO MOD 6920

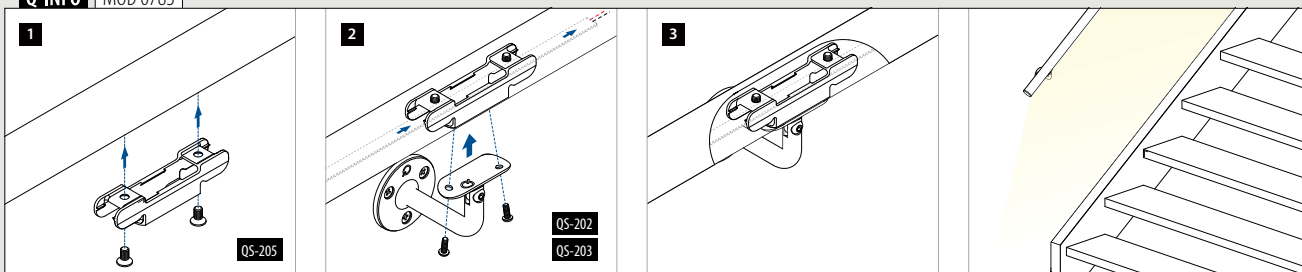


	MOD 6950 (U = 24 mm) 169		MOD 6924 (U = 24 mm) 176 - 182
--	---------------------------------------	--	---

Q-INFO MOD 078x

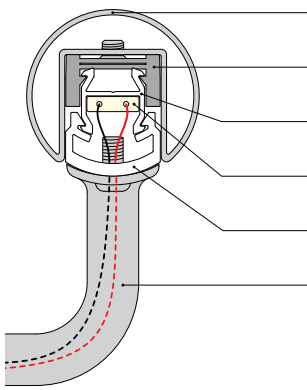


Q-INFO MOD 0783

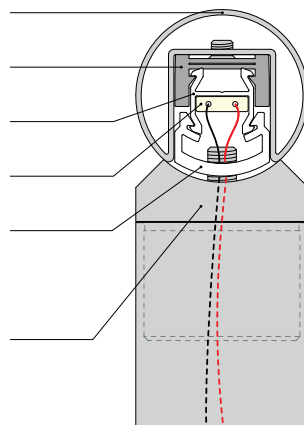


Linear Light til håndlister

U = 27



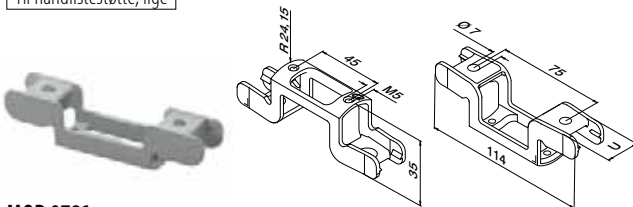
- Glaslisterør (U = 27): ■ 259
- Håndliste MOD 078x-27: ■ 258
- Bjælkesektion: ■ 259
- LED strips: ■ 238, 245
- LED stribe dækprofil: ■ 259
- Håndlistestøtter: ■ 260 - 261
- Håndliste adapter MOD 0771 / 0773: ■ 262



Adapter til håndlistestøtter

U = 27

Til håndlistestøtte, lige

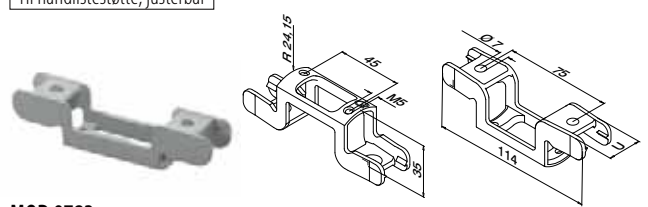


MOD 0781

316	Børstet		
OUTDOOR	U		
140781-27	27	QS-205 ■ 472	2

International Design Model Protection

Til håndlistestøtte, justerbar



MOD 0783

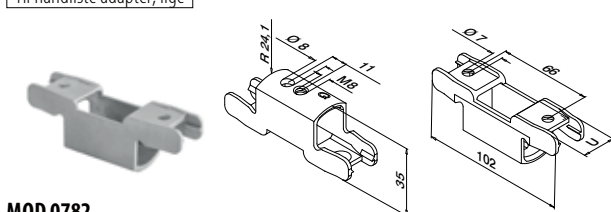
316	Børstet		
OUTDOOR	U		
140783-27	27	QS-205 ■ 472	2

International Design Model Protection

Adapter til håndliste-adapter

U = 27

Til håndliste adapter, lige



MOD 0782

316	Børstet		
OUTDOOR	U		
140782-27	27	QS-205 ■ 472	2

International Design Model Protection

Adapter til bjælkesektion

U = 27

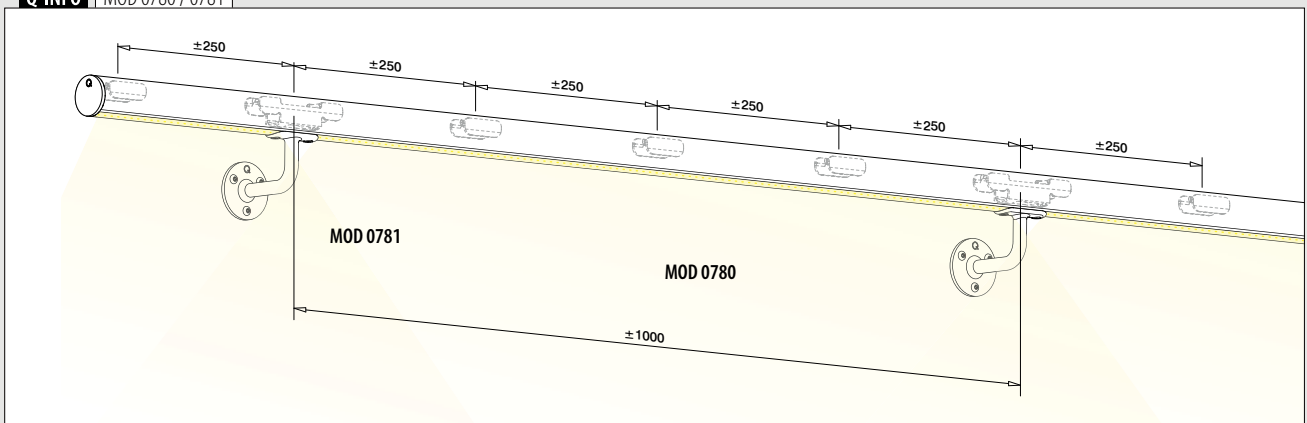


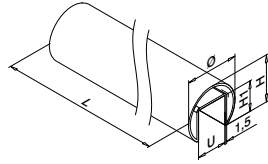
MOD 0780

316	Børstet		
OUTDOOR	U		
140780-27	27	QS-205 ■ 472	2

International Design Model Protection

Q-INFO | MOD 0780 / 0781

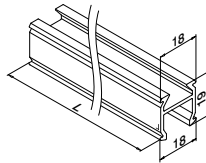




MOD 6920

Ø 48,3 mm

304		Børstet				
INDOOR	U	U	H	H1		
136920-048-50-12	27	48,3	42,6	30	L = 5 m	
316		Børstet				
OUTDOOR	U	U	H	H1		
146920-048-50-12	27	48,3	42,6	30	L = 5 m	



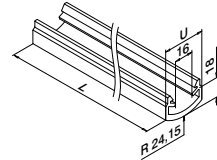
MOD 5092

INDOOR

155092-025

L = 2,5 m

International Design Model Protection



MOD 5090

INDOOR

155090-025-27-03

Transparens

Klar

L = 2,5 m

155090-025-27-06

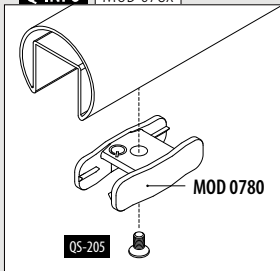
Matteret

L = 2,5 m

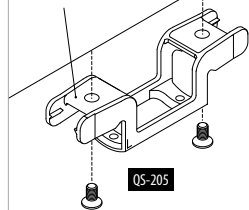
IK10

International Design Model Protection

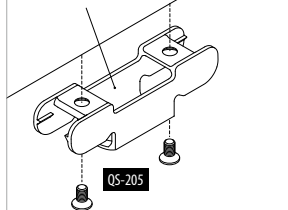
Q-INFO MOD 078x



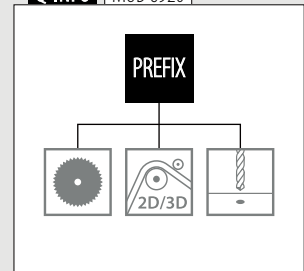
MOD 0781 / 0783



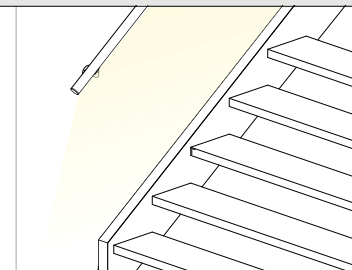
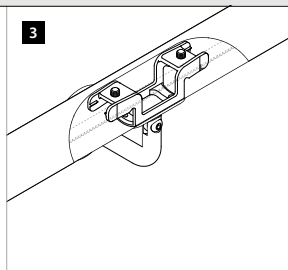
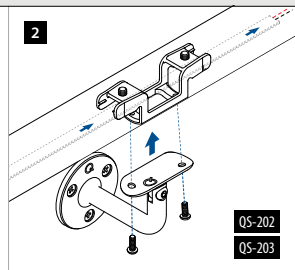
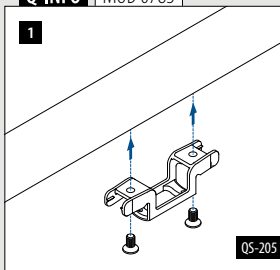
MOD 0782



Q-INFO MOD 6920

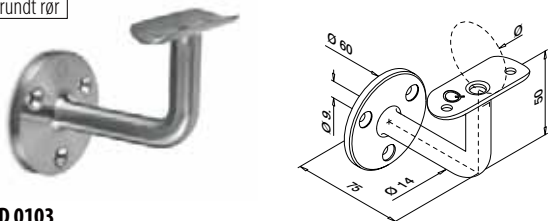


Q-INFO MOD 0783



Med kabelkanal

Til rundt rør



MOD 0103

304 Børstet

INDOOR Ø

130103-042-12 42,4 MOD 0781-24 QS-7 471 / QS-202 472 2

130103-048-12 48,3 MOD 0781-27 QS-7 471 / QS-202 472 2

316 Børstet

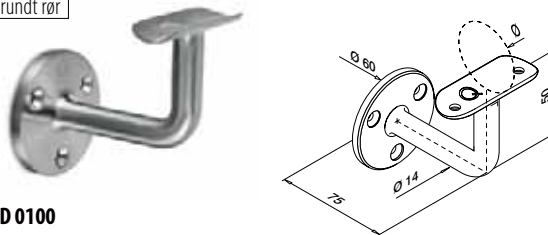
OUTDOOR

140103-042-12 42,4 MOD 0781-24 QS-50 471 / QS-203 472 2

140103-048-12 48,3 MOD 0781-27 QS-50 471 / QS-203 472 2



Til rundt rør



MOD 0100

304 Børstet

INDOOR Ø

130100-042-12 42,4 MOD 0781-24 QS-7 471 / QS-202 472 2

130100-048-12 48,3 MOD 0781-27 QS-7 471 / QS-202 472 2

316 Børstet

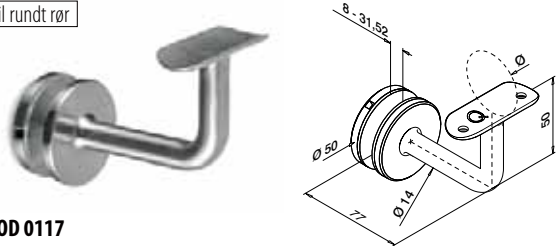
OUTDOOR

140100-042-12 42,4 MOD 0781-24 QS-50 471 / QS-203 472 2

140100-048-12 48,3 MOD 0781-27 QS-50 471 / QS-203 472 2



Til rundt rør



MOD 0117

304 Børstet

INDOOR Ø

130117-042-12 42,4 MOD 0781-24 QS-202 472 2

130117-048-12 48,3 MOD 0781-27 QS-202 472 2

316 Børstet

OUTDOOR

140117-042-12 42,4 MOD 0781-24 QS-203 472 2

140117-048-12 48,3 MOD 0781-27 QS-203 472 2



SPOTLIGHT

MOD 0900
Ø 42,4 x 2,0 / 48,3 x 2,0
 351

MOD 0900
Ø 42,4 x 2,0
 367

LINEAR LIGHT

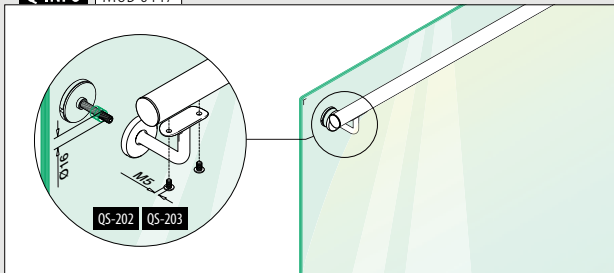
MOD 6950
(U = 24 mm)
 169

MOD 6920
(U = 24 mm)
 170, 174

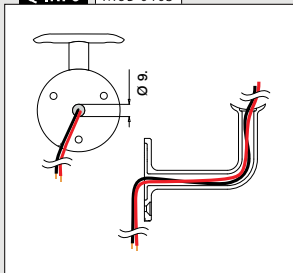
MOD 6924
(U = 24 mm)
 176 - 182

MOD 6920
(U = 27 mm)
 170

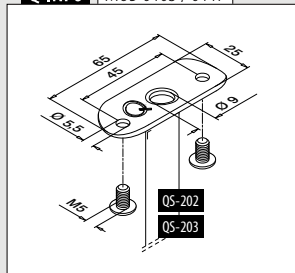
Q-INFO MOD 0117



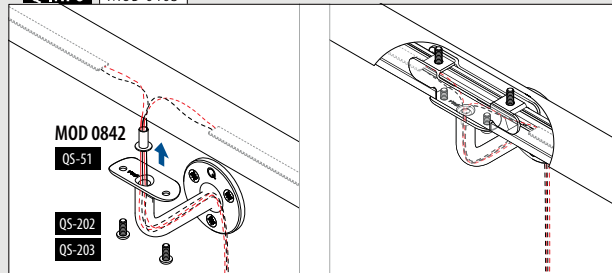
Q-INFO MOD 0103



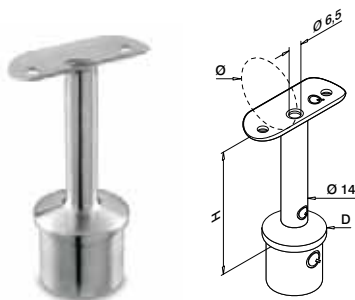
Q-INFO MOD 0103 / 0117



Q-INFO MOD 0103



Til rundt rør
Med kabelkanal



MOD 0710

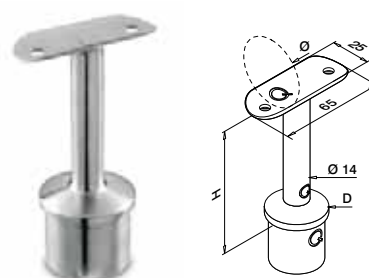
	316 Børstet					
	D	Ø	H			
140710-042-01-12	42,4 x 2,0	42,4	MOD 0781-24	79	QS-203 472	2

MOD 0711

	316 Børstet					
	D	Ø	H			
140711-048-01-12	48,3 x 2,0	48,3	MOD 0781-27	80	QS-203 472	2



Til rundt rør



MOD 0710

	304 Børstet					
	D	Ø	H			
130710-042-00-12	42,4 x 2,0	42,4	MOD 0781-24	79	QS-202 472	2

316 Børstet
OUTDOOR

140710-042-00-12	42,4 x 2,0	42,4	MOD 0781-24	79	QS-203 472	2
------------------	------------	------	-------------	----	---------------	---

MOD 0711

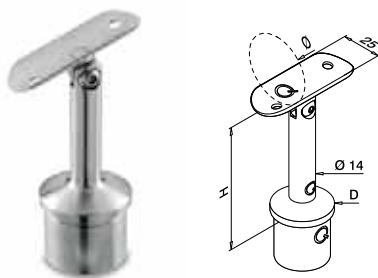
	304 Børstet					
	D	Ø	H			
130711-048-00-12	48,3 x 2,0	48,3	MOD 0781-27	80	QS-202 472	2

316 Børstet
OUTDOOR

140711-048-00-12	48,3 x 2,0	48,3	MOD 0781-27	80	QS-203 472	2
------------------	------------	------	-------------	----	---------------	---



Til rundt rør



MOD 0718

	304 Børstet					
	D	Ø	H			
130718-042-12	42,4 x 2,0	42,4	MOD 0783-24	79	QS-202 472	2

316 Børstet
OUTDOOR

140718-042-12	42,4 x 2,0	42,4	MOD 0783-24	79	QS-203 472	2
---------------	------------	------	-------------	----	---------------	---

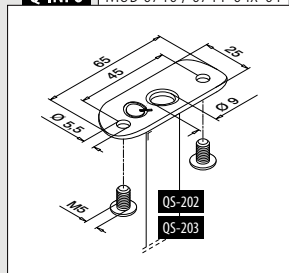
MOD 0719

	304 Børstet					
	D	Ø	H			
130719-048-12	48,3 x 2,0	48,3	MOD 0783-27	80	QS-202 472	2

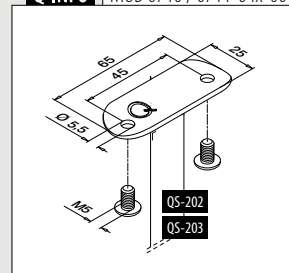
316 Børstet
OUTDOOR

140719-048-12	48,3 x 2,0	48,3	MOD 0783-27	80	QS-203 472	2
---------------	------------	------	-------------	----	---------------	---

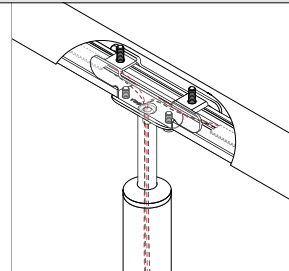
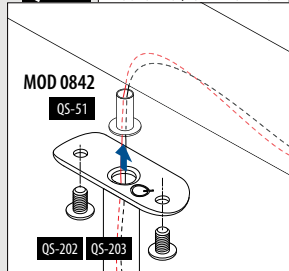
Q-INFO | MOD 0710 / 0711-04x-01



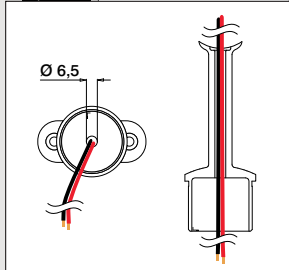
Q-INFO | MOD 0710 / 0711-04x-00



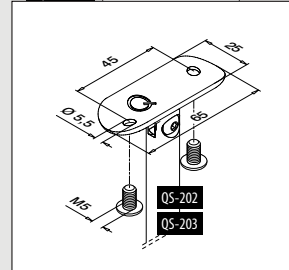
Q-INFO | MOD 0710 / 0711-04x-01



Q-INFO | MOD 0710 / 0711-04x-01

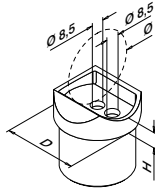


Q-INFO | MOD 0718 / 0719



Med kabelkanal

Til rundt rør



MOD 0770

	304	Børstet					
INDOOR	D	Ø		H			
130770-042-12	42,4 x 2,0	42,4	MOD 0782-24	9	QS-26	472 2	

	316	Børstet					
OUTDOOR	D	Ø		H			
140770-042-12	42,4 x 2,0	42,4	MOD 0782-24	9	QS-27	472 2	

MOD 0772

	304	Børstet					
INDOOR	D	Ø		H			
SELL OUT 130772-042-12	42,4 x 2,6	42,4	MOD 0782-24	9	QS-26	472 2	

	316	Børstet					
OUTDOOR	D	Ø		H			
SELL OUT 140772-042-12	42,4 x 2,6	42,4	MOD 0782-24	9	QS-27	472 2	

MOD 0771

	304	Børstet					
INDOOR	D	Ø		H			
130771-048-12	48,3 x 2,0	48,3	MOD 0782-27	11	QS-26	472 2	

	316	Børstet					
OUTDOOR	D	Ø		H			
140771-048-12	48,3 x 2,0	48,3	MOD 0782-27	11	QS-27	472 2	

MOD 0773

	304	Børstet					
INDOOR	D	Ø		H			
130773-048-12	48,3 x 2,6	48,3	MOD 0782-27	11	QS-26	472 2	

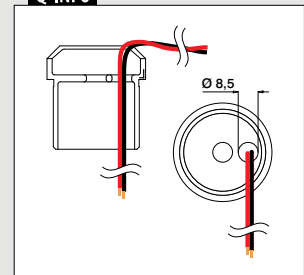
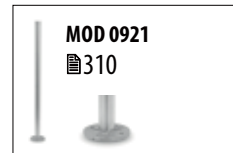
	316	Børstet					
OUTDOOR	D	Ø		H			
140773-048-12	48,3 x 2,6	48,3	MOD 0782-27	11	QS-27	472 2	



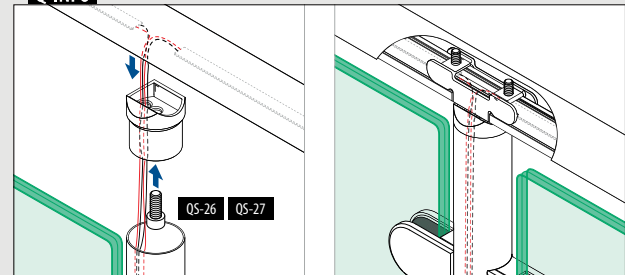
International Design Model Protection

SELL OUT Kun så længe lager haves.

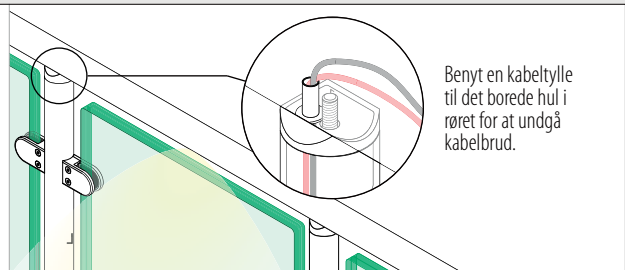
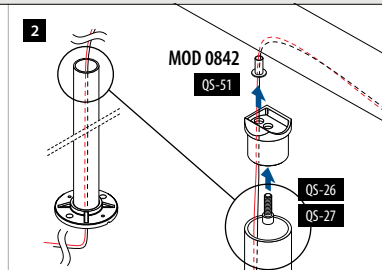
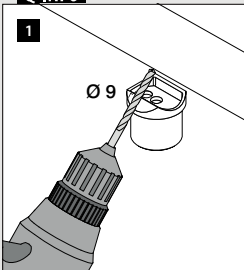
Q-INFO



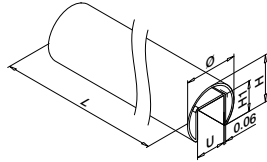
Q-INFO



Q-INFO



Glaslisterør



MOD 6920

Ø 42,4 mm

304		Børstet			
INDOOR	U	H	H1		
136920-042-50-12	24	37	24		L = 5 m

316		Børstet			
OUTDOOR	U	H	H1		
146920-042-50-12	24	37	24		L = 5 m

Ø 48,3 mm

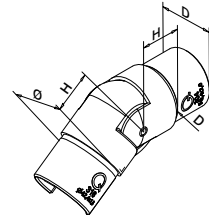
304		Børstet			
INDOOR	U	H	H1		
136920-048-50-12	27	42,6	30		L = 5 m

316		Børstet			
OUTDOOR	U	H	H1		
146920-048-50-12	27	42,6	30		L = 5 m



Forbinder mellem stolpe og glaslisterør

Justerbar

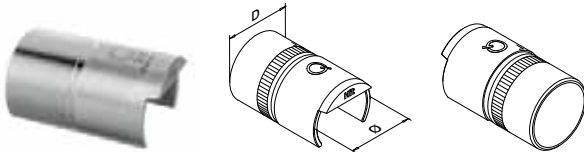


MOD 6304

316		Børstet			
OUTDOOR	Ø	D	H		
146304-242-01-12	42,4 x 1,5	42,4 x 2,0	27		2
146304-248-01-12	48,3 x 1,5	48,3 x 2,0	30		2
146304-048-01-12	48,3 x 1,5	48,3 x 2,6	30		2

NEW

Rør til glaslisterørforbinder



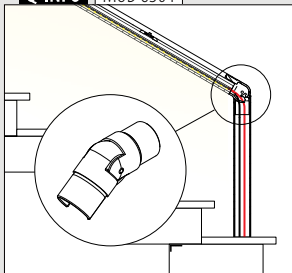
MOD 5793 - EASY HIT®

316		Rå		
OUTDOOR	Til rør Ø	Til rør D		
145793-042	42,4 x 1,5	42,4 x 2,0		2
145793-048	48,3 x 1,5	48,3 x 2,0		2

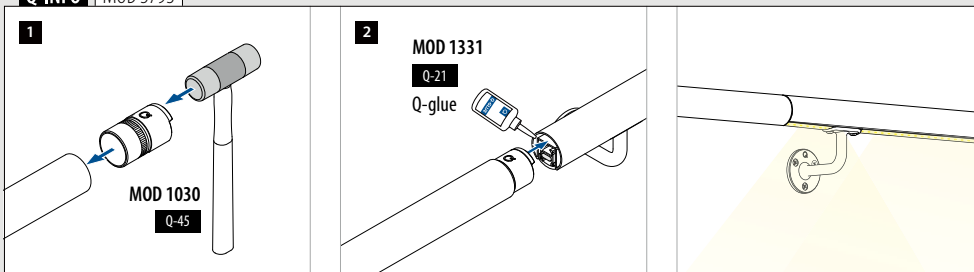


International Design Model Protection

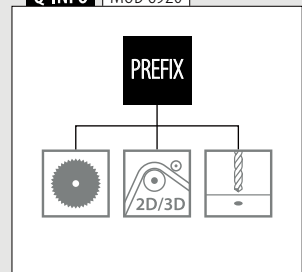
Q-INFO MOD 6304



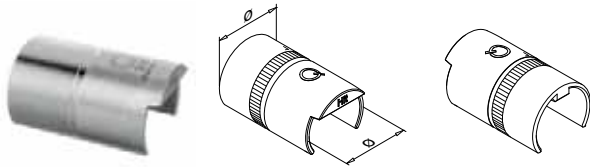
Q-INFO MOD 5793



Q-INFO MOD 6920

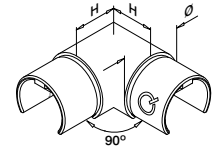


Forbinderer



MOD 6792 - EASY HIT®

304 Rå			
INDOOR	For Ø		
136792-042	42,4 x 1,5		2
136792-048	48,3 x 1,5		2
316 Rå			
OUTDOOR			
146792-042	42,4 x 1,5		2
146792-048	48,3 x 1,5		2



MOD 6313

304 Børstet			
INDOOR	For Ø	H	
136313-042-12	42,4 x 1,5	30	2
136313-048-12	48,3 x 1,5	35	2
316 Børstet			
OUTDOOR			
146313-042-12	42,4 x 1,5	30	2
146313-048-12	48,3 x 1,5	35	2



Forbinderer

Justerbar



MOD 6302

304 Børstet			
INDOOR	For Ø	H	
136302-042-02-12	42,4 x 1,5	30	2
136302-048-02-12	48,3 x 1,5	35	2
316 Børstet			
OUTDOOR			
146302-042-02-12	42,4 x 1,5	30	2
146302-048-02-12	48,3 x 1,5	35	2



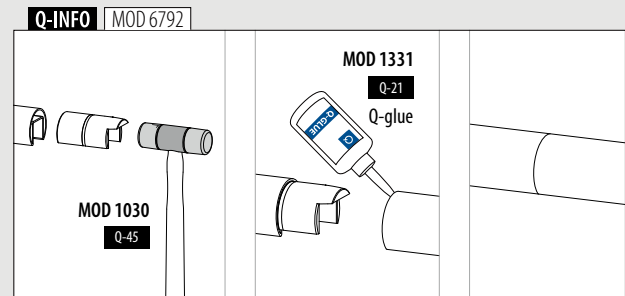
MOD 6302

304 Børstet			
INDOOR	For Ø	H	
136302-042-01-12	42,4 x 1,5	30	2
136302-048-01-12	48,3 x 1,5	35	2
316 Børstet			
OUTDOOR			
146302-042-01-12	42,4 x 1,5	30	2
146302-048-01-12	48,3 x 1,5	35	2



MOD 6312

304 Børstet			
INDOOR	Ø	H	
136312-042-12	42,4 x 1,5	27	2
136312-048-12	48,3 x 1,5	30	2
316 Børstet			
OUTDOOR			
146312-042-12	42,4 x 1,5	27	2
146312-048-12	48,3 x 1,5	30	2



Endekapper



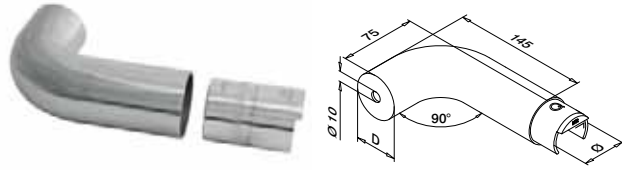
MOD 6732

304 Børstet			
INDOOR	For Ø		
136732-042-12	42,4 x 1,5		2
136732-048-12	48,3 x 1,5		2
316 Børstet			
OUTDOOR			
146732-042-12	42,4 x 1,5		2
146732-048-12	48,3 x 1,5		2



Håndliste afslutning

Venstre / højre Med kabelkanal

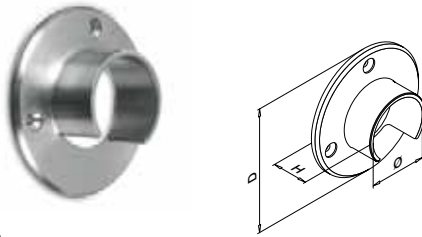


MOD 6739

316 Børstet			
OUTDOOR	D	For Ø	
146739-042-12	42,4	42,4 x 1,5	2
146739-048-12	48,3	48,3 x 1,5	2



Vægflange

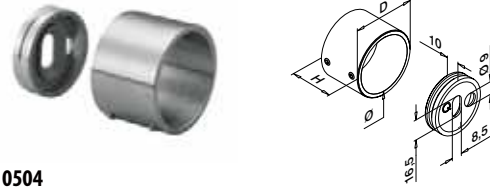


MOD 6505

304 Børstet						
INDOOR	Ø	D	H			
136505-042-12	42,4	90	30	QS-5	471	2
136505-048-12	48,3	95	35	QS-5	471	2
316 Børstet						
OUTDOOR						
146505-042-12	42,4	90	30	QS-6	471	2
146505-048-12	48,3	95	35	QS-6	471	2



Med kabelkanal

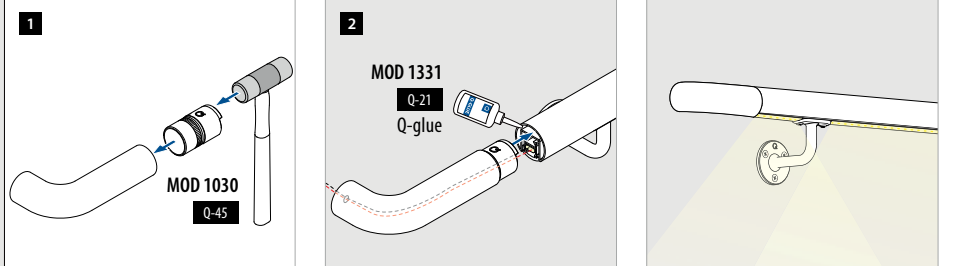


MOD 0504

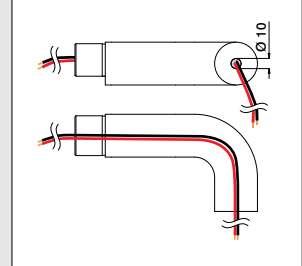
304 Børstet						
INDOOR	Ø	D	H			
130504-042-12	42,4	50	35	QS-55	470 / QS-21	472 2
130504-048-12	48,3	56	35	QS-55	470 / QS-21	472 2
316 Børstet						
OUTDOOR						
140504-042-12	42,4	50	35	QS-55	470 / QS-22	472 2
140504-048-12	48,3	56	35	QS-55	470 / QS-22	472 2



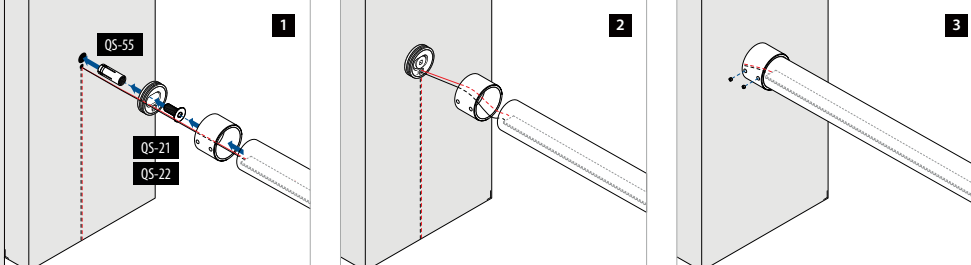
Q-INFO MOD 6739



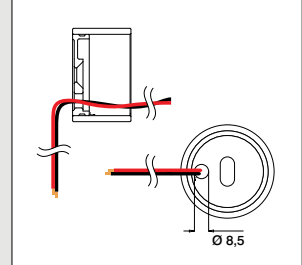
Q-INFO MOD 6739




Q-INFO MOD 0504



Q-INFO MOD 0504





STOLPE- GELÆNDER- SYSTEMER

Easy Alu	268 - 281
Square Line® 40x10	282 - 283
Square Line® 40x20	284 - 287
Square Line® 40x40	288 - 301
Square Line® 60x30	302 - 307
Q-line	308 - 359
Barrier Line	360 - 361
Q-line poleret	362 - 371
Svejse produkter	372 - 379
Bendywood	382 - 383
Naturail	384 - 385
Fyldninger	386 - 419



EASY ALU

Designet til:

Let og middel belastning

Brug:

Indendørs og udendørs

Varianter:

Top- og sidemontering

Anvendelser:

Balkoner, gallerier, gangbroer, skilleelementer, trapper og franske balkoner


Materiale:

Aluminium (rå, børstet anodiseret eller pulverlakeret)

Glastykkelse:

8 til 10,76 mm

Find alle oplysninger om Easy Alu online:



[https://q-ne.ws/
EasyAlu23](https://q-ne.ws/EasyAlu23)



Hurtigste montering, de største fordele

Easy Alu tilbyder dig alle fordelene ved et aluminiumsgelænder i høj kvalitet med den velkendte kvalitet fra Q-railing, sammen med det flotte udseende, attraktive priser og imponerende tilpasningsmuligheder. Du kan vælge at samle komponenterne til komplette gelændere på dit eget værksted. Alternativt kan du gøre det endnu hurtigere ved at bestille monteringsklare moduler, der er tilpasset til dine specifikationer. Fastgør dem blot til gulvet, og så er den klaret!

Easy Alu	DK	DK
	Topmontering	Sidemontering
Max. linje belastning (kN/m)	1,0	1,0
Max. stolpeafstand (mm)	1072	872

Vær opmærksom på specifikationerne for montering og glas dimensioner, samt glastyper i hvert certifikat. Ønsker du flere oplysninger, så besøg venligst vores hjemmeside.

Internationalt testet/beregnet/certificeret:



- 1 Med Glass Wing-gummi: Indsæt glasset hurtigt og næsten uden at trykke – gummi holder glasset godt fast.
- 2 Vælg mellem 3 bestillingsmuligheder.
- 3 Leveres med en nivelleringsblok til ujævne gulve.



EASY ALU - FYLDNINGER

Glas

- Alle glas
- Glas med midterrør

Tilgængelig efter anmodning:

- Udfyldning til tremmegelænder
- Udfyldning med metalplade



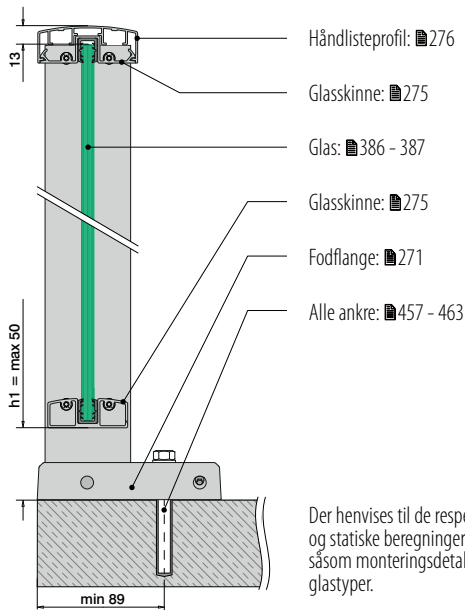
386 - 387

3 BESTILLINGS- MULIGHEDER

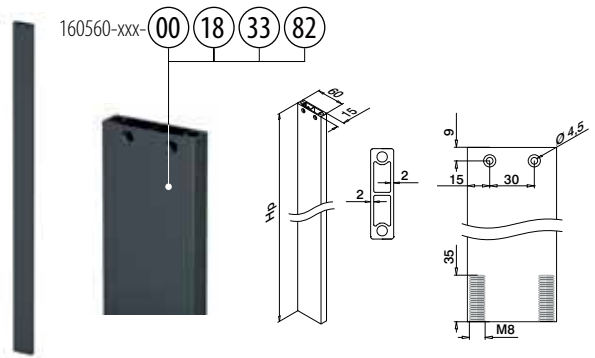
281



Gelænderstolper, topmonteret



Der henvises til de respektive certifikater og statiske beregninger til specifikationer såsom monteringsdetaljer, glasmål og glastyper.



MOD 0560

Aluminium	Rå	Hp		
160560-087-00		865	QS-30	472 1
160560-097-00		965	QS-30	472 1
160560-107-00		1065	QS-30	472 1
160560-117-00		1165	QS-30	472 1

Aluminium	Børstet, anodiseret			
OUTDOOR				
160560-087-18		865	QS-30	472 1
160560-097-18		965	QS-30	472 1
160560-107-18		1065	QS-30	472 1
160560-117-18		1165	QS-30	472 1

Aluminium	Pulverlakeret RAL 7016, struktur overflade			
OUTDOOR				
160560-087-33		865	QS-30	472 1
160560-097-33		965	QS-30	472 1
160560-107-33		1065	QS-30	472 1
160560-117-33		1165	QS-30	472 1

Aluminium	Black Line			
OUTDOOR				
NEW 160560-087-82		865	QS-30	472 1
NEW 160560-097-82		965	QS-30	472 1
NEW 160560-107-82		1065	QS-30	472 1
NEW 160560-117-82		1165	QS-30	472 1

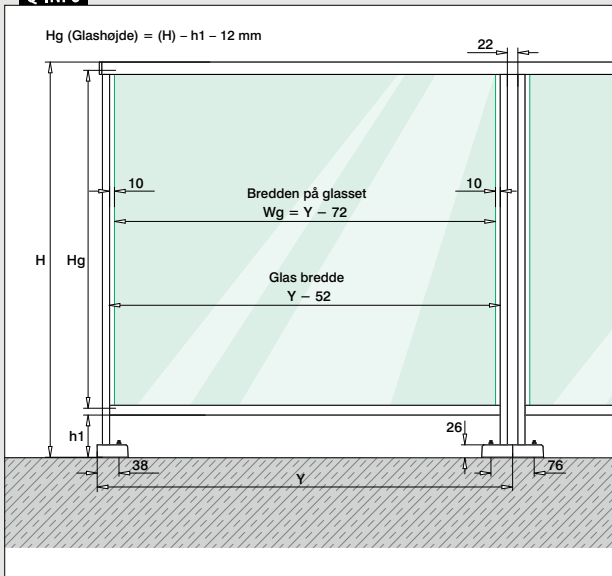


Beregninger – gelænderstolper, topmonteret


Gelænderhøjde (H) – 35 mm = gelænderstolperhøjde (Hp)

Gelænderhøjde (H)	Gelænderstolperhøjde (Hp)
900 mm	865 mm
1000 mm	965 mm
1100 mm	1065 mm
1200 mm	1165 mm

Q-INFO



Q-INFO Aluminium



Rå



Børstet, anodiseret

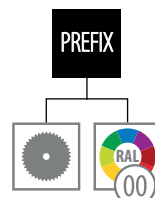


Antracitgrå, mat, truktur overflade

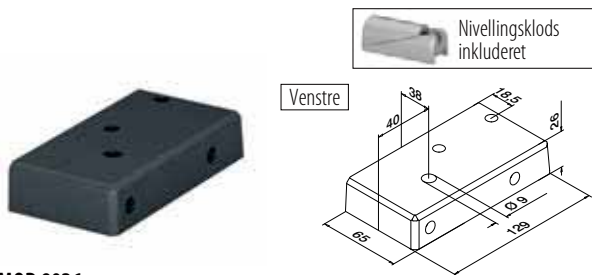


Sort, mat, struktur overflade

Q-INFO

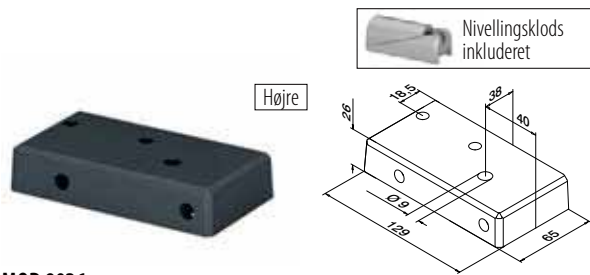


Fodflange til stolpe, topmonteret



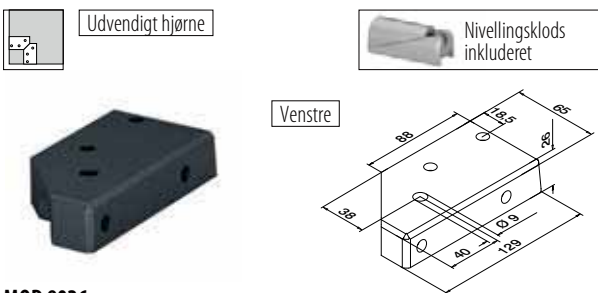
MOD 9026

Aluminium	Rå		
169026-009-01-00		457 - 463	1
Aluminium	Børstet, anodiseret		
OUTDOOR			
169026-009-01-18		457 - 463	1
Aluminium	Pulverlakeret RAL 7016, struktur overflade		
OUTDOOR			
169026-009-01-33		457 - 463	1
Aluminium	Black Line		
OUTDOOR			
NEW	169026-009-01-82	457 - 463	1



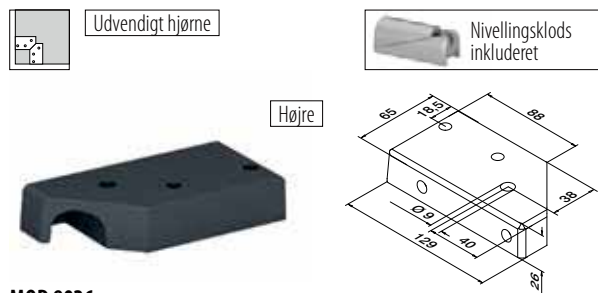
MOD 9026

Aluminium	Rå		
169026-009-02-00		457 - 463	1
Aluminium	Børstet, anodiseret		
OUTDOOR			
169026-009-02-18		457 - 463	1
Aluminium	Pulverlakeret RAL 7016, struktur overflade		
OUTDOOR			
169026-009-02-33		457 - 463	1
Aluminium	Black Line		
OUTDOOR			
NEW	169026-009-02-82	457 - 463	1



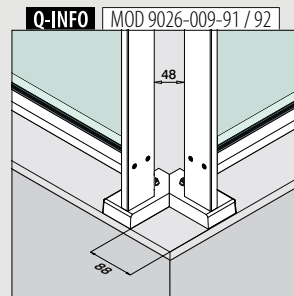
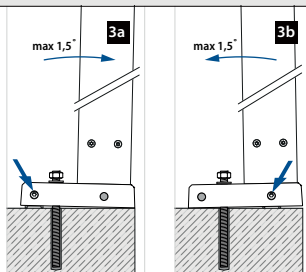
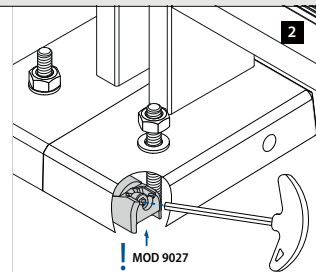
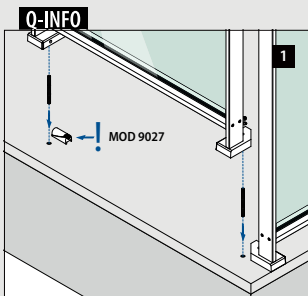
MOD 9026

Aluminium	Rå		
169026-009-91-00		457 - 463	1
Aluminium	Børstet, anodiseret		
OUTDOOR			
169026-009-91-18		457 - 463	1
Aluminium	Pulverlakeret RAL 7016, struktur overflade		
OUTDOOR			
169026-009-91-33		457 - 463	1
Aluminium	Black Line		
OUTDOOR			
NEW	169026-009-91-82	457 - 463	1



MOD 9026

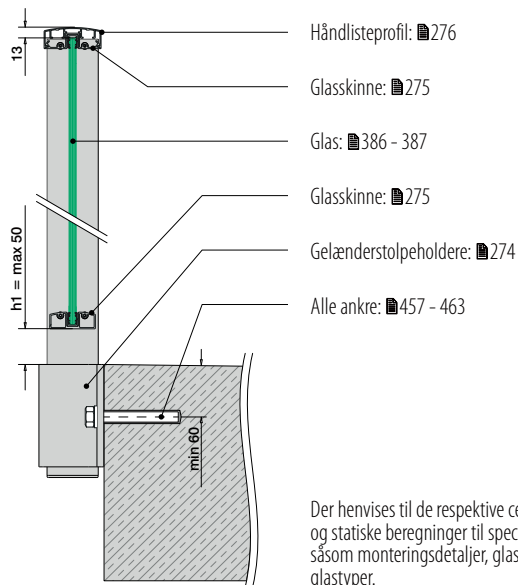
Aluminium	Rå		
169026-009-92-00		457 - 463	1
Aluminium	Børstet, anodiseret		
OUTDOOR			
169026-009-92-18		457 - 463	1
Aluminium	Pulverlakeret RAL 7016, struktur overflade		
OUTDOOR			
169026-009-92-33		457 - 463	1
Aluminium	Black Line		
OUTDOOR			
NEW	169026-009-92-82	457 - 463	1





EASY ALU

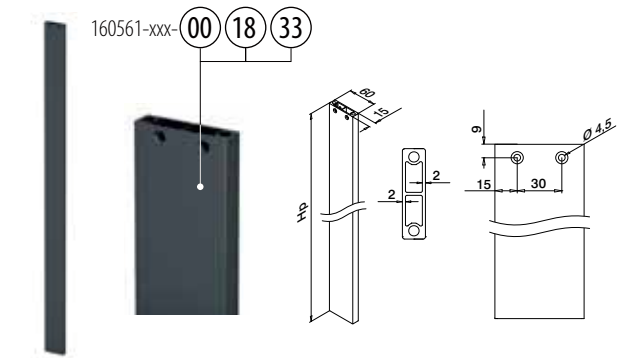
Gelænderstolper, sidemontering



Beregninger - gelænderstolper, sidemontering

Gelænderhøjde (H) + 140 mm = gelænderstolperhøjde (Hp)

Gelænderhøjde (H)	Gelænderstolperhøjde (Hp)
900 mm	1040 mm
1000 mm	1140 mm
1100 mm	1240 mm
1200 mm	1340 mm

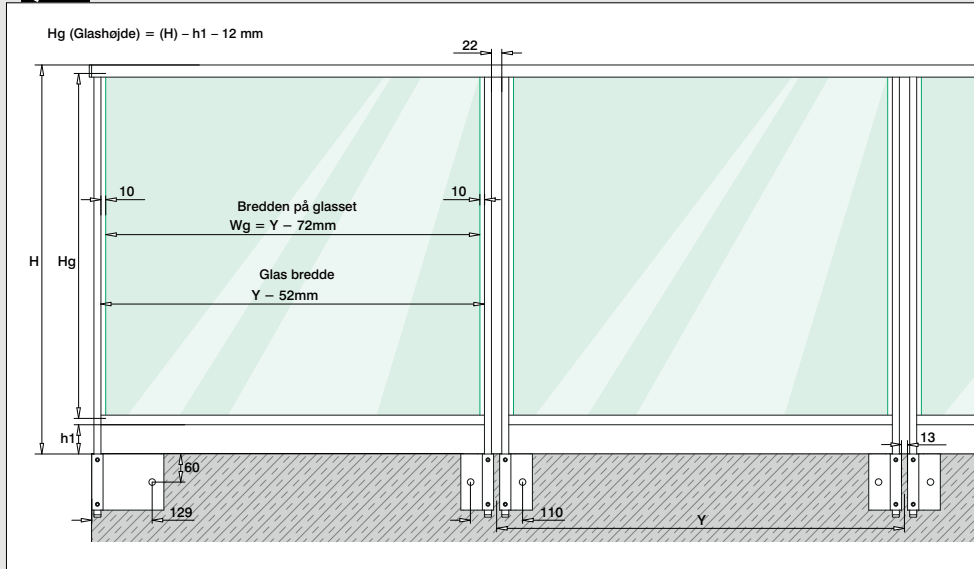


MOD 0561

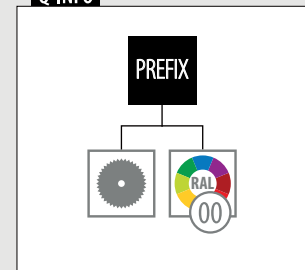
Aluminium	Rå	Hp	1
160561-104-00		1040	1
160561-114-00		1140	1
160561-124-00		1240	1
160561-134-00		1340	1
Aluminium	Børstet, anodiseret		
OUTDOOR			
160561-104-18		1040	1
160561-114-18		1140	1
160561-124-18		1240	1
160561-134-18		1340	1
Aluminium	Pulverlakeret RAL 7016		
OUTDOOR			
160561-104-33		1040	1
160561-114-33		1140	1
160561-124-33		1240	1
160561-134-33		1340	1



Q-INFO



Q-INFO



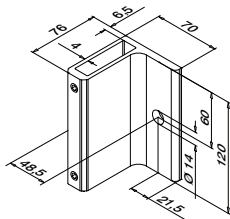
Gelænderstolpeholdere, sidemontering



Indvendigt hjørne



Venstre / højre



MOD 9028

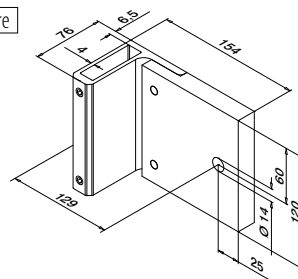
Aluminium	Rå		
169028-120-00-00		457 - 463	1
Aluminium	Mat sølveffekt		
OUTDOOR			
169028-120-00-08		457 - 463	1
Aluminium	Pulverlakeret RAL 7016, struktur overflade		
OUTDOOR			
169028-120-00-33		457 - 463	1



Udvendigt hjørne



Venstre / højre



MOD 9028

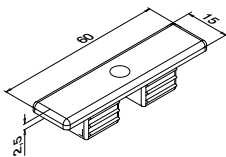
Aluminium	Rå		
169028-120-90-00		457 - 463	1
Aluminium	Mat sølveffekt		
OUTDOOR			
169028-120-90-08		457 - 463	1
Aluminium	Pulverlakeret RAL 7016, struktur overflade		
OUTDOOR			
169028-120-90-33		457 - 463	1



Endekapper til gelænderstolper, sidemontering



Bund



MOD 5743 - EASY HIT®

Plastik	Aluminiumsgrå RAL 9006	
OUTDOOR		
155743-36		2
Plastik	Antracitgrå RAL 7016	
OUTDOOR		
155743-33		2



Q-INFO MOD 9028



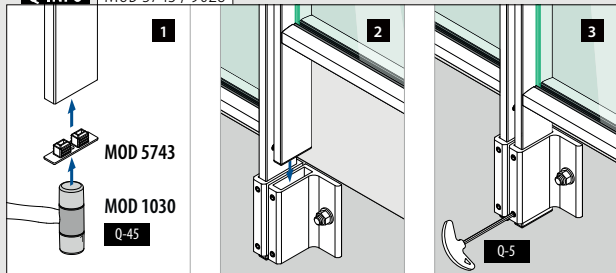
Q-INFO Plastik



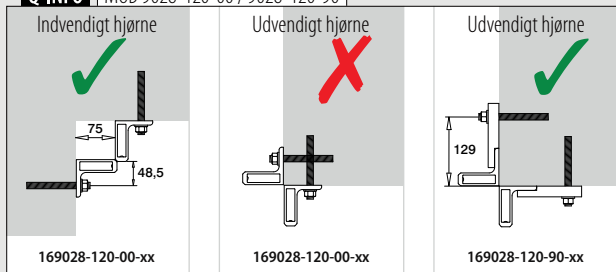
Q-INFO Aluminium



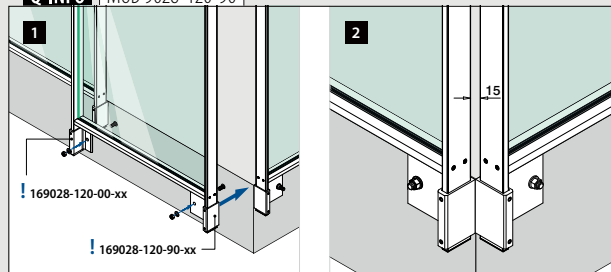
Q-INFO MOD 5743 / 9028



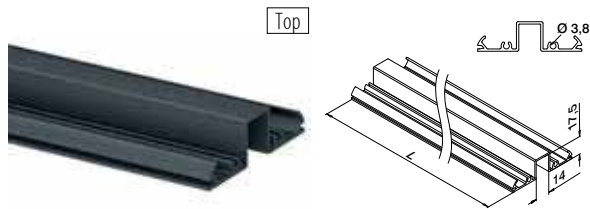
Q-INFO MOD 9028-120-00 / 9028-120-90



Q-INFO MOD 9028-120-90

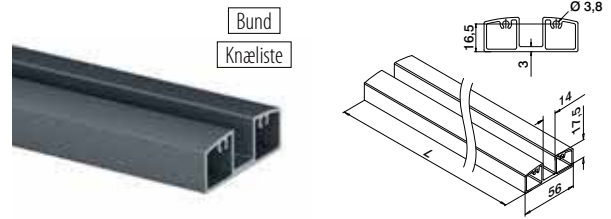


Glasskinne



MOD 5951

Aluminium	Rå		
165951-050-00	QS-267	471	L = 5 m
Aluminium	Børstet, anodiseret		
OUTDOOR			
165951-050-18	QS-267	471	L = 5 m
Aluminium	Pulverlakeret RAL 7016, struktur overflade		
OUTDOOR			
165951-050-33	QS-267	471	L = 5 m
Aluminium	Black Line		
OUTDOOR			
NEW	165951-050-82	QS-267	471 L = 5 m




MOD 5952

Aluminium	Rå		
165952-050-00	QS-267	471	L = 5 m
Aluminium	Børstet, anodiseret		
OUTDOOR			
165952-050-18	QS-267	471	L = 5 m
Aluminium	Pulverlakeret RAL 7016, struktur overflade		
OUTDOOR			
165952-050-33	QS-267	471	L = 5 m
Aluminium	Black Line		
OUTDOOR			
NEW	165952-050-82	QS-267	471 L = 5 m



Glass Wing glas-gummisæt

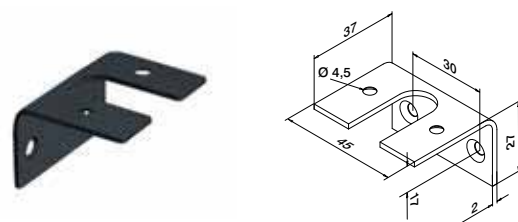


MOD 5114

Tilbehør			
Til hærdet glas	U	T	
205114-050-08	14	8	L = 5 m
205114-050-10	14	10	L = 5 m
Til lamineret glas			
205114-050-08	14	8,76	L = 5 m
205114-050-10	14	9,52 - 10,76	L = 5 m

International Design Model Protection

Adapter til glasskinne

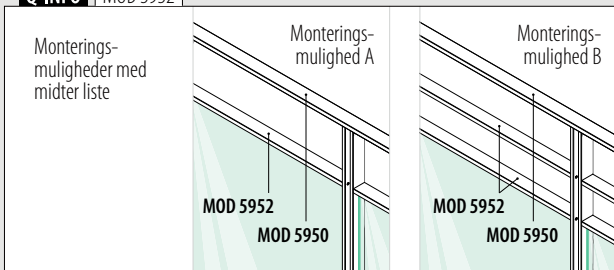


MOD 5960

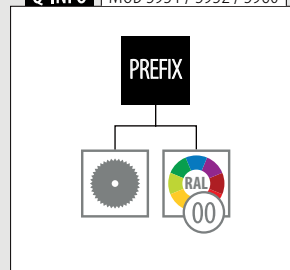
Aluminium	Rå		
165960-00	QS-268	471	4
Aluminium	Børstet, anodiseret		
OUTDOOR			
165960-18	QS-268	471	4
Aluminium	Pulverlakeret RAL 7016, struktur overflade		
OUTDOOR			
165960-33	QS-268	471	4
Aluminium	Black Line		
OUTDOOR			
NEW	165960-82	QS-268	471 4



Q-INFO | MOD 5952



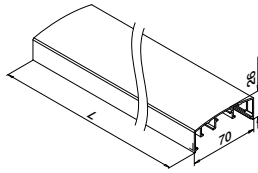
Q-INFO | MOD 5951 / 5952 / 5960



Q-INFO | MOD 5960

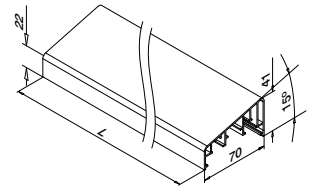


Håndlisteprofil



MOD 5950

Aluminium	Rå	
165950-050-00		L = 5 m
Aluminium	Børstet, anodiseret	
OUTDOOR		
165950-050-18		L = 5 m
Aluminium	Pulverlakeret RAL 7016, struktur overflade	
OUTDOOR		
165950-050-33		L = 5 m
Aluminium	Black Line	
OUTDOOR		
NEW	165950-050-82	L = 5 m



MOD 5953

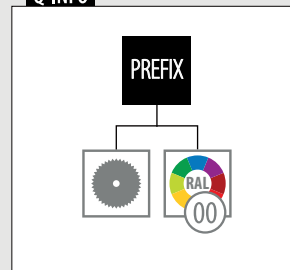
Aluminium	Rå	
165953-050-00		L = 5 m
Aluminium	Børstet, anodiseret	
OUTDOOR		
165953-050-18		L = 5 m
Aluminium	Pulverlakeret RAL 7016, struktur overflade	
OUTDOOR		
165953-050-33		L = 5 m
Aluminium	Black Line	
OUTDOOR		
NEW	165953-050-82	L = 5 m



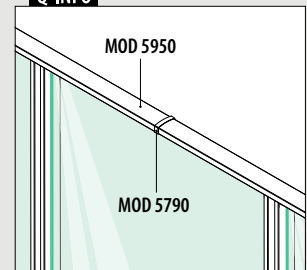
Q-INFO Aluminium

00	18	33 RAL 7016	82 RAL 9005
Rå	Børstet, anodiseret	Pulverlakeret	Pulverlakeret
		Antracitgrå, mat, truktur overflade	Sort, mat, struktur overflade

Q-INFO



Q-INFO



Dækkapper til forbinder



MOD 5790

Plastik	Aluminiumsgrå RAL 9006
OUTDOOR	
155790-36	2
Plastik	Antracitgrå RAL 7016
OUTDOOR	
155790-33	2
Plastik	Sort RAL 9005
OUTDOOR	
NEW 155790-80	2



MOD 5314

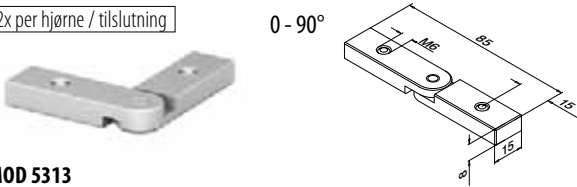
Plastik	Aluminiumsgrå RAL 9006
OUTDOOR	
155314-36	2
Plastik	Antracitgrå RAL 7016
OUTDOOR	
155314-33	2
Plastik	Sort RAL 9005
OUTDOOR	
NEW 155314-80	2

Forbinder

Justerbar

2x per hjørne / tilslutning

0 - 90°



MOD 5313

Aluminium	Rå
165313	2



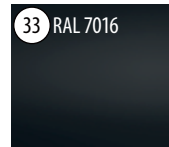
Q-INFO Plastik

36 RAL 9006



Aluminiumgrå, silkeagtig, glat

33 RAL 7016



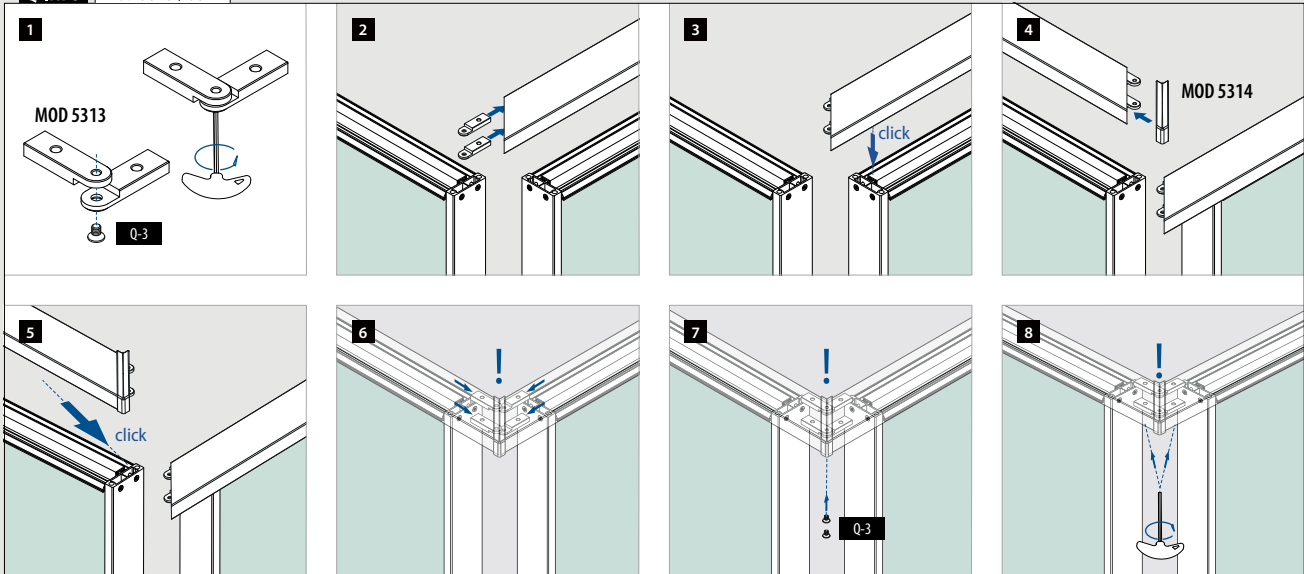
Antracitgrå, mat, glat

80 RAL 9005

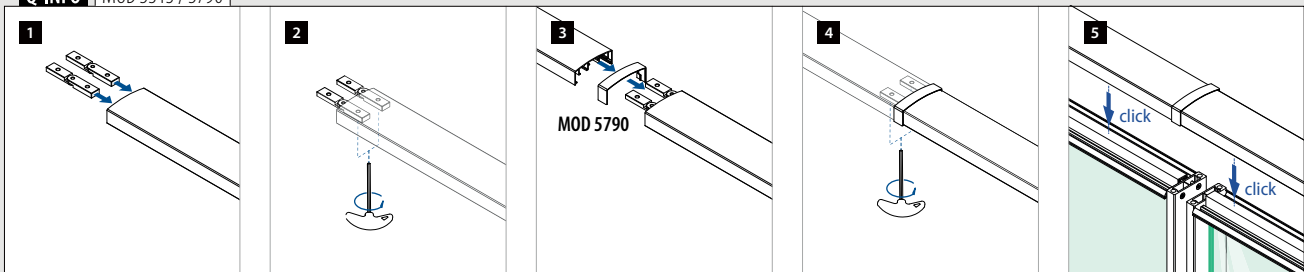


Sort, silkeagtig, struktur overflade

Q-INFO MOD 5313 / 5314



Q-INFO MOD 5313 / 5790



Endekapper til håndlisteprofil

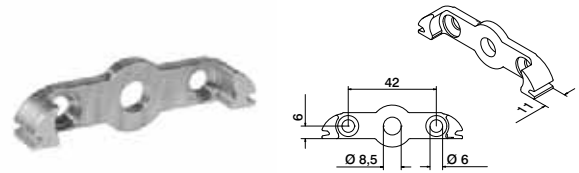


MOD 5742 - EASY HIT®

Aluminium	Rå	
165742-00		2
Aluminium	Børstet, anodiseret	
OUTDOOR		
165742-18		2
Aluminium	Pulverlakeret RAL 7016, struktur overflade	
OUTDOOR		
165742-33		2
Aluminium	Black Line	
OUTDOOR		
NEW	165742-82	2



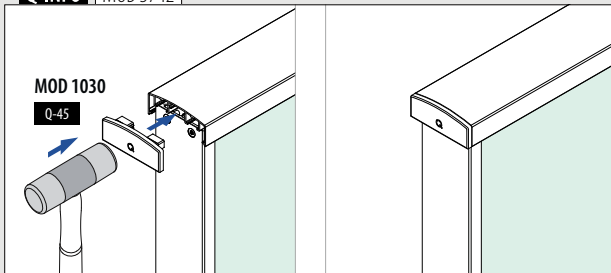
Vægflange



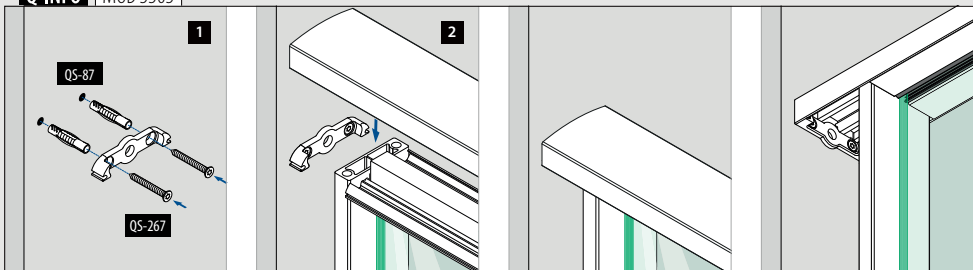
MOD 5505

Aluminium	Rå			
165505	QS-267 ■ 471 / QS-87 ■ 470	2		

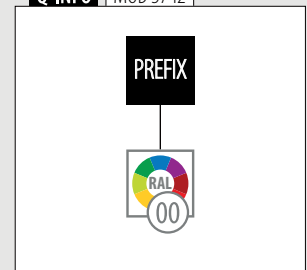
Q-INFO MOD 5742



Q-INFO MOD 5505



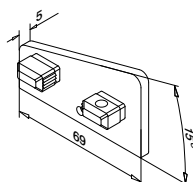
Q-INFO MOD 5742




Endekapper til håndlisteprofil



Venstre



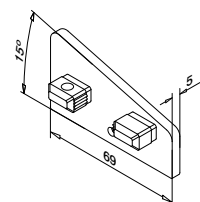
MOD 5744

Aluminium	Rå	
165744-01-00		2
Aluminium	Børstet, anodiseret	
OUTDOOR		
165744-01-18		2
Aluminium	Pulverlakeret RAL 7016, struktur overflade	
OUTDOOR		
165744-01-33		2
Aluminium	Black Line	
OUTDOOR		
165744-01-82		2


NEW



Højre




MOD 5744

Aluminium	Rå	
165744-02-00		2
Aluminium	Børstet, anodiseret	
OUTDOOR		
165744-02-18		2
Aluminium	Pulverlakeret RAL 7016, struktur overflade	
OUTDOOR		
165744-02-33		2
Aluminium	Black Line	
OUTDOOR		
165744-02-82		2

NEW


Q-INFO Aluminium

00



Rå

18

Børstet,
anodiseret

33 RAL 7016

Antracitgrå, mat,
struktur overflade

82 RAL 9005

Sort, mat,
struktur overflade

Q-INFO

PREFIX






Udfyldning til tremmegelænder

Gør dit Easy Alu-gelændersystem til en fransk balkon med tremmegelænder-look. Denne mulighed er tilgængelig efter anmodning.

Udfyldning med metalplade

Giv dit gelændersystem et moderne, stabilt look ved at benytte metalplade-udfyldninger metalplader til udfyldning. Denne mulighed er tilgængelig efter anmodning.



DINE BESTILLINGSMULIGHEDER

Mulighed

1 MODULER DER ER KLAR TIL MONTERING

VI:

- Skærer og borer, alt det der er behov for
- Giver dig præcis den overflade, du vil have (anodiseret og børstet, rå eller pulverlakeret i alle RAL-farver samt glans)
- Fabriksmonterer det hele
- Sender dig moduler, der er præcis, som du har specificeret dem

DU:

- Placerer modulerne, der hvor de skal være
- Fastgør modulerne til gulvet
- Klikker en håndliste på toppen



Mulighed

2 PRÆFABRIKEREDE ENKELTKOMPONENTER

VI:

- Skærer og borer, alt det der er behov for
- Pulverlakerer, hvis der er behov for det
- Sender alle komponenterne til dig i overensstemmelse med dine præcise specifikationer

DU:

- Samler komponenterne i moduler
- Placerer modulerne, der hvor de skal være
- Fastgør modulerne til gulvet
- Klikker en håndliste på toppen



STOLPELÆNDSYSTEMER

EASY ALU

Mulighed

3 STANDARDISEREDE ENKELTKOMPONENTER

VI:

- Sender standardiserede komponenter til dig

DU:

- Skærer, borer og – hvis du ønsker det – pulverlakerer
- Samler komponenterne i moduler
- Placerer modulerne, der hvor de skal være
- Fastgør modulerne til gulvet
- Klikker en håndliste på toppen





Find alle oplysninger om Square Line® 40x10 online:

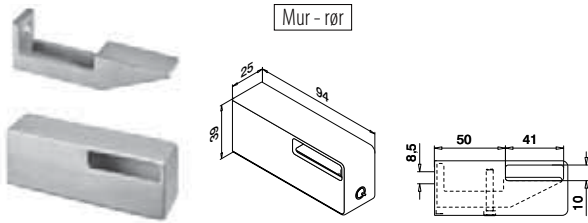


<https://q-ne.ws/SquareLine41-23>

SQUARE LINE® 40x10

Håndlister

Håndlistestøtter



MOD 4134

304 Børstet

INDOOR Til rør

134134-041-12 40 x 10 x 1,5 QS-35 467 / QS-3 471 2

304 Black Line

INDOOR

NEW 134134-041-82 40 x 10 x 1,5 QS-35 467 / QS-3 471 2

316 Børstet

OUTDOOR

SELL OUT 144134-041-12 40 x 10 x 1,5 QS-34 467 / QS-4 471 2

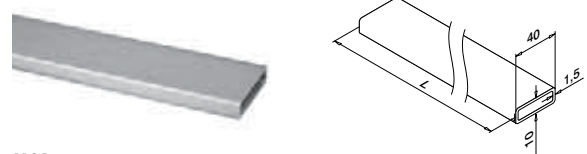


International Design
Model Protection

Håndlister

Rør

Q-TUBE



MOD 4900

304 Børstet

INDOOR

134900-041-25-12 40 x 10 x 1,5 L = 2,5 m

134900-041-50-12 40 x 10 x 1,5 L = 5 m

304 Black Line

INDOOR

NEW 134900-041-50-82 40 x 10 x 1,5 L = 5 m

316 Børstet

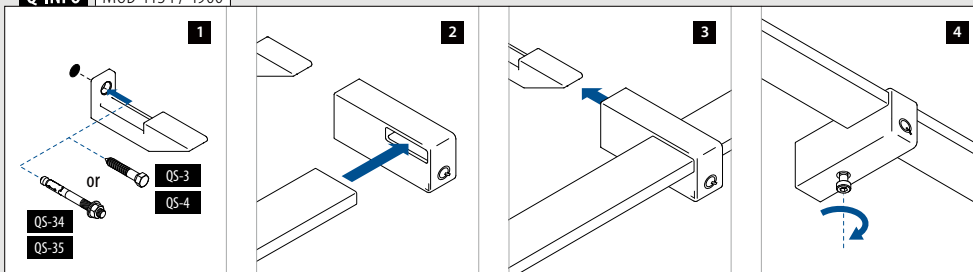
OUTDOOR

SELL OUT 144900-041-25-12 40 x 10 x 1,5 L = 2,5 m

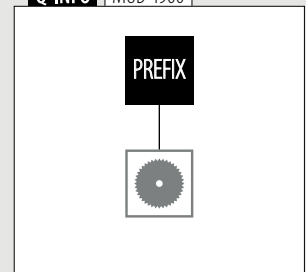
SELL OUT 144900-041-50-12 40 x 10 x 1,5 L = 5 m



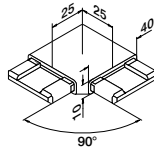
Q-INFO | MOD 4134 / 4900



Q-INFO | MOD 4900

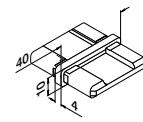


Forbinderer



MOD 4301

304	Børstet		
INDOOR	Til rør □		
134301-041-12	40 x 10 x 1,5	2	
304	Black Line		
INDOOR			
NEW	134301-041-82	40 x 10 x 1,5	2
316	Børstet		
OUTDOOR			
SELL OUT	144301-041-12	40 x 10 x 1,5	2



MOD 4790

304	Børstet		
INDOOR	Til rør □		
134790-041-12	40 x 10 x 1,5	2	
304	Black Line		
INDOOR			
NEW	134790-041-82	40 x 10 x 1,5	2
316	Børstet		
OUTDOOR			
SELL OUT	144790-041-12	40 x 10 x 1,5	2

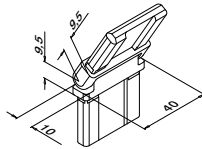


Forbinderer

Justerbar



-70°
+70°

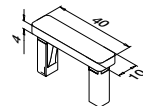


MOD 4312

304	Børstet		
INDOOR	Til rør □		
134312-041-12	40 x 10 x 1,5	2	
316	Børstet		
OUTDOOR			
SELL OUT	144312-041-12	40 x 10 x 1,5	2



Endekapper



MOD 4732

304	Børstet		
INDOOR	Til rør □		
134732-041-12	40 x 10 x 1,5	2	
304	Black Line		
INDOOR			
NEW	134732-041-82	40 x 10 x 1,5	2
316	Børstet		
OUTDOOR			
SELL OUT	144732-041-12	40 x 10 x 1,5	2




Q-INFO 304

12	82 RAL 9005
Børstet	Pulverlakeret
	Sort, mat, struktur overflade

SELL OUT Kun så længe lager haves.



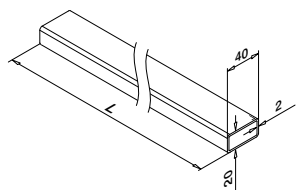
Find alle oplysninger om
Square Line® 40x20 online:



[https://q-ne.ws/
SquareLine42-23](https://q-ne.ws/SquareLine42-23)

SQUARE LINE® 40x20

SLANKE OG ELEGANTE
HÅNDLISTER



MOD 4900

304

Børstet

INDOOR



134900-020-50-12 40 x 20 x 2,0

L = 5 m

316

Børstet

OUTDOOR

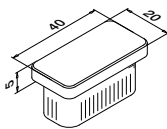
NEW 144900-020-50-12 40 x 20 x 2,0

L = 5 m

PREFIX



Endekapper



MOD 5728 - EASY HIT®

304

Børstet

INDOOR

Til rør



135728-020-12 40 x 20 x 2,0

2

316

Børstet

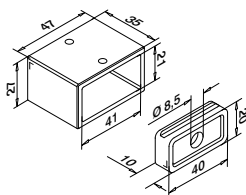
OUTDOOR

NEW 145728-020-12 40 x 20 x 2,0

2



Vægflange



MOD 4504

304

Børstet

INDOOR

Til rør



134504-020-12 40 x 20 x 2,0 QS-55 470 / QS-26 472 2

316

Børstet

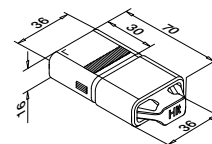
OUTDOOR

144504-020-12 40 x 20 x 2,0 QS-55 470 / QS-27 472 2

NEW



Forbinderer



MOD 5794 - EASY HIT®

316

Rå

OUTDOOR

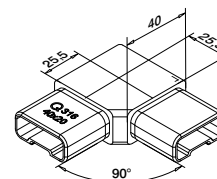
Til rør



145794-020 40 x 20 x 2,0

2

NEW



MOD 4301

304

Børstet

INDOOR

Til rør



134301-020-12 40 x 20 x 2,0

2

316

Børstet

OUTDOOR

144301-020-12 40 x 20 x 2,0

2

NEW

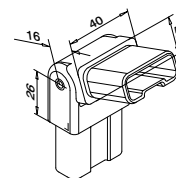


Forbinderer

Justerbar



0-70°



MOD 4312

304

Børstet

INDOOR

Til rør



134312-020-12 40 x 20 x 2,0

2

316

Børstet

OUTDOOR

144312-020-12 40 x 20 x 2,0

2

NEW



Q-INFO MOD 4900

PREFIX



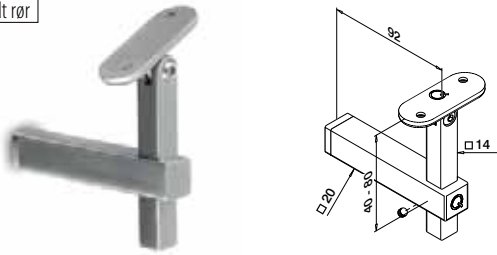
Håndlister

Håndlistestøtter

Justerbar

Stolpemontering

Til fladt rør



MOD 4133

304 Børstet

INDOOR

SELL OUT	134133-000-12	QS-55	470 / QS-21	472 / QS-12	472	2
----------	---------------	-------	-------------	-------------	-----	---



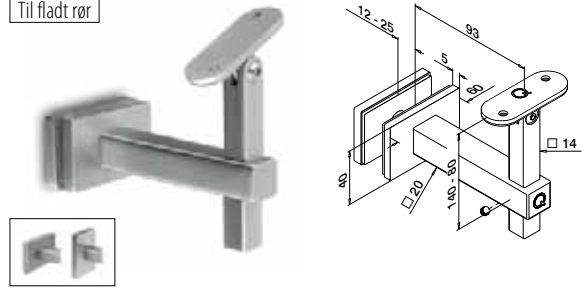
Håndlister

Håndlistestøtter

Justerbar

Glasmontering

Til fladt rør



MOD 4155

304 Børstet

INDOOR

SELL OUT	134155-000-12	QS-12	472			2
----------	---------------	-------	-----	--	--	---



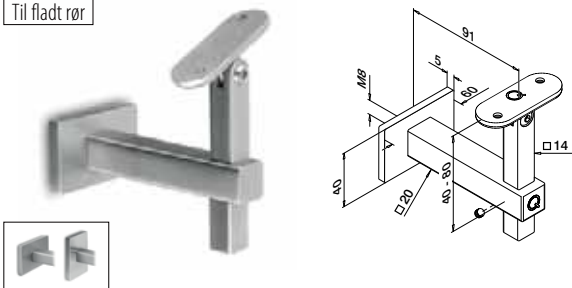
Håndlister

Håndlistestøtter

Justerbar

Vægmontering

Til fladt rør



MOD 4145

304 Børstet

INDOOR

	134145-000-12	QS-1	471 / QS-12	472		2
--	---------------	------	-------------	-----	--	---

316 Børstet

OUTDOOR

SELL OUT	144145-000-12	QS-2	471 / QS-13	472		2
----------	---------------	------	-------------	-----	--	---

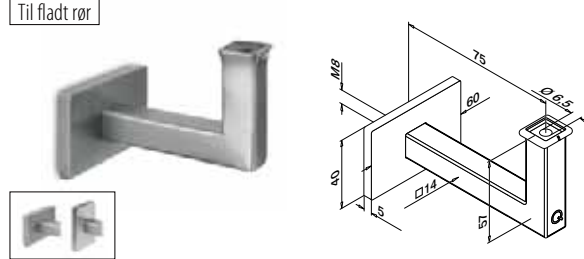


Håndlister

Håndlistestøtter

Vægmontering

Til fladt rør



MOD 4121

304 Børstet

INDOOR

	134121-000-12	QS-1	471 / QS-54	472		2
--	---------------	------	-------------	-----	--	---

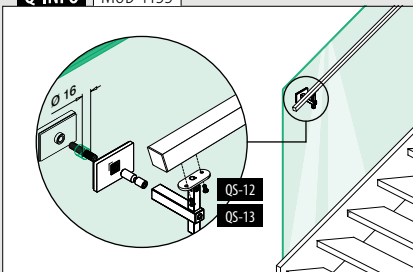
316 Børstet

OUTDOOR

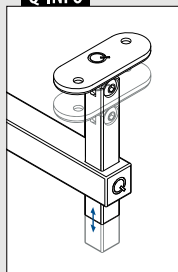
	144121-000-12	QS-2	471 / QS-70	472		2
--	---------------	------	-------------	-----	--	---



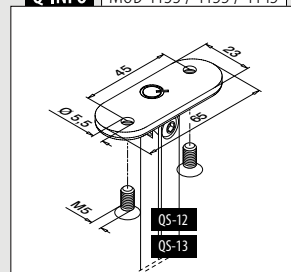
Q-INFO MOD 4155



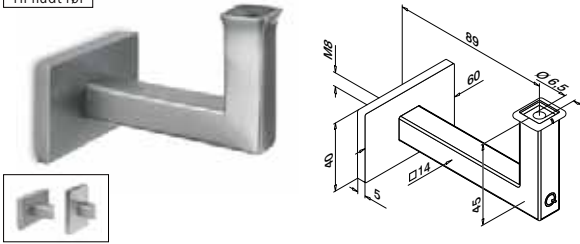
Q-INFO



Q-INFO MOD 4133 / 4155 / 4145



Til fladt rør

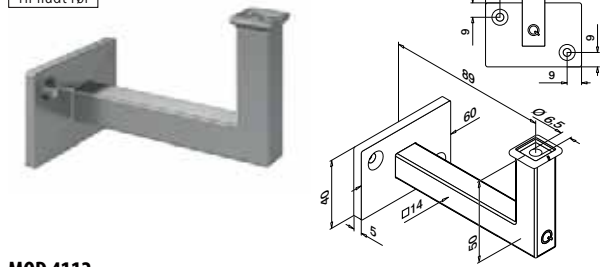


MOD 4111

304	Børstet			
INDOOR				
134111-000-12	QS-1		471 / QS-54	
				2
316	Børstet			
OUTDOOR				
NEW 144111-000-12	QS-2		471 / QS-70	
				2



Til fladt rør

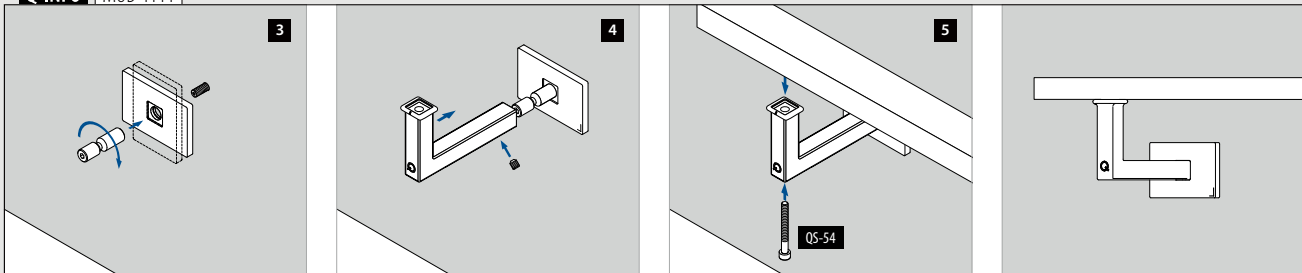


MOD 4112

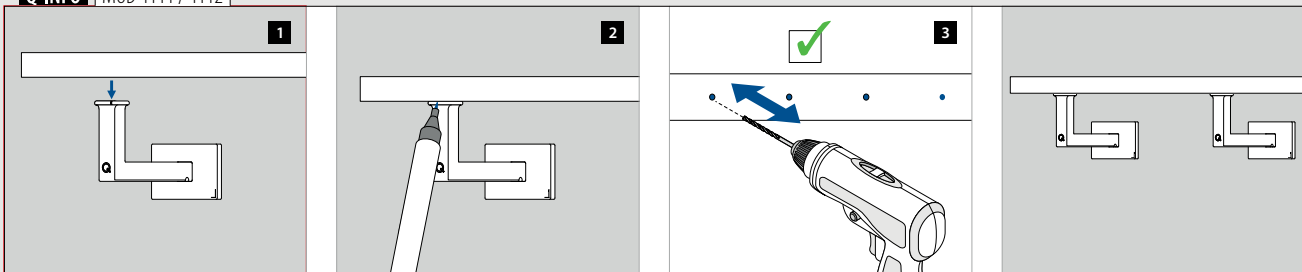
304	Børstet			
INDOOR				
134112-000-12	QS-5		471 / QS-54	
				2
316	Børstet			
OUTDOOR				
NEW 144112-000-12	QS-6		471 / QS-70	
				2



Q-INFO MOD 4111



Q-INFO MOD 4111 / 4112





Designet til:

Let og middel belastning

Brug:

Indendørs og udendørs

Varianter:

Top-, gulv- og sidemontering

Anvendelse:

Balkoner, gallerier, gangbroer, skilleelementer, trapper og franske balkoner

Materiale:

Rustfrit stål 304 og 316 (børstet eller pulverlakeret i RAL 9005 sort)

Find alle oplysninger om
Square Line® 40x40 online:



[https://q-ne.ws/
SquareLine44-23](https://q-ne.ws/SquareLine44-23)

SQUARE LINE® 40x40



Til et enkelt og moderne look

Square Line® 40x40 er beviset på, at flot design ikke behøver at være kompliceret. Dets enkle linjer og rustfri stål-finish giver gelændere og trappegelændere et elegant, rent look. Foretrækker du runde former, er det heller ikke noget problem. Square Line er særdeles modulært, og du kan kombinere det med dele fra andre Q-railing stolpegelændersystemer.

Internationalt testet/beregnet/certificeret:



- 1 Dette system giver et bredt udvalg af fyldninger, herunder glas, tremmer, net og kabler.
- 2 Vælg mellem forskellige LED-muligheder til håndlister.
- 3 Skaber et moderne look takket være det industrielle design.



SQUARE LINE® 40x40 FYLDNINGER

Glas

- Glasramme system
- Glasklemmer
- Glasadaptere
- Glasholdere



▣ 386 - 390

Stænger og rør


- Vandrette fyldninger
- Lodrette fyldninger



▣ 391 - 403

Kabel


- Fast Fix Ø 3,2 mm
- Fast Fix Ø 4,0 mm
- Easy Fix Ø 3,2 mm
- Easy Fix Ø 6,0 mm



▣ 404 - 411

Net


- Easy Q-web



▣ 412 - 415

Plade

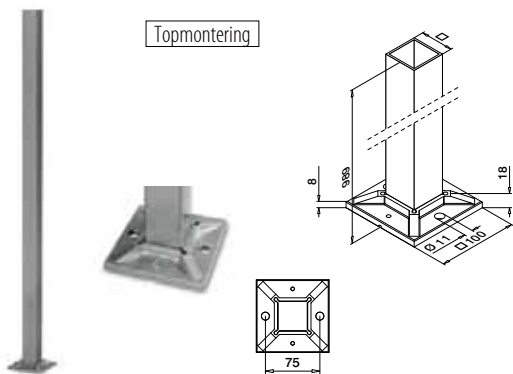
- Pladeadaptere



▣ 416 - 419

Stolper

Gelænderstolper



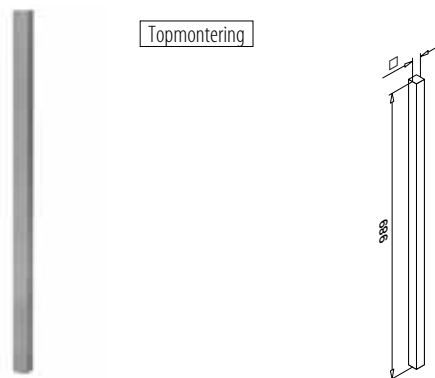
MOD 4921

304	Børstet			
INDOOR		<input type="checkbox"/>		
134921-040-12	40 x 40 x 2,0		Q5-59 467	1
316	Børstet			
OUTDOOR				
144921-040-12	40 x 40 x 2,0		Q5-58 467	1



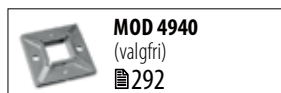
Stolper

Stolpe rør



MOD 4901

304	Børstet			
INDOOR		<input type="checkbox"/>		
134901-040-12	40 x 40 x 2,0			1



Stolper

Dækkapper



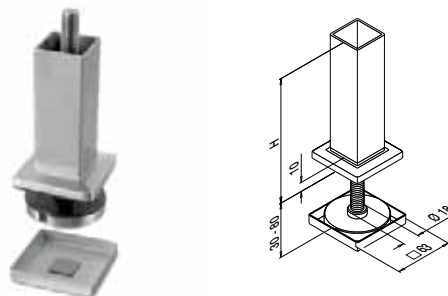
MOD 4511

304	Børstet			
INDOOR		<input type="checkbox"/>	H	
134511-040-12	108	25		2
316	Børstet			
OUTDOOR				
144511-040-12	108	25		2

Stolper

Fodflange til stolpe

Til trapper

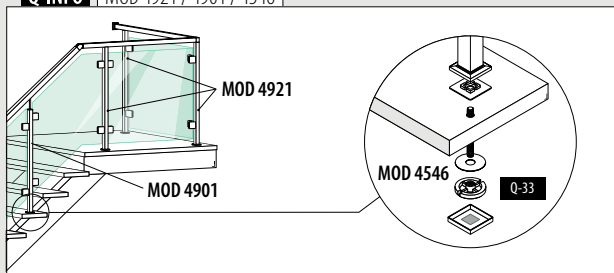


MOD 4546

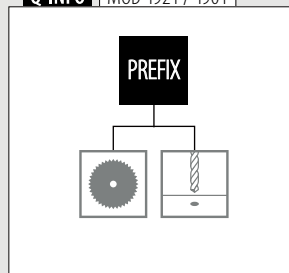
304	Børstet			
INDOOR		<input type="checkbox"/>	Til rør	H
134546-040	40 x 40 x 2,0			100



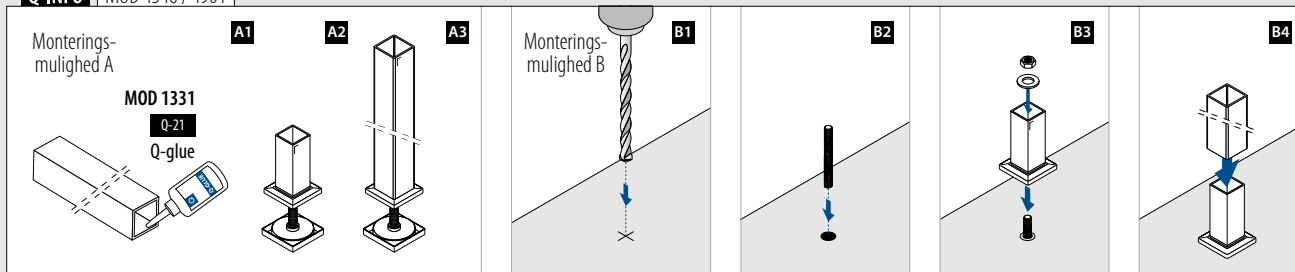
Q-INFO | MOD 4921 / 4901 / 4546

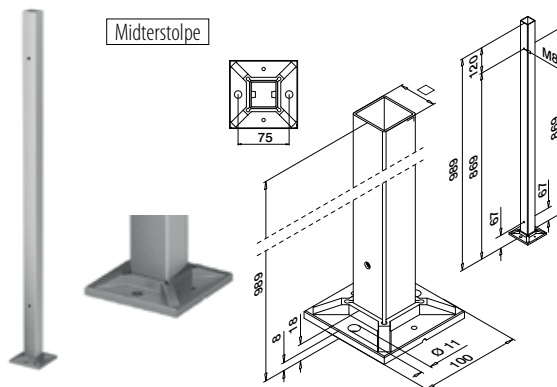
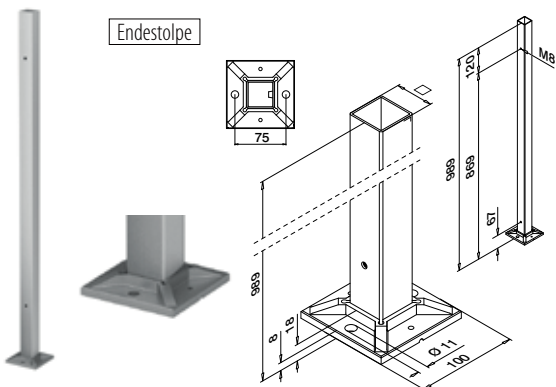


Q-INFO | MOD 4921 / 4901



Q-INFO | MOD 4546 / 4901





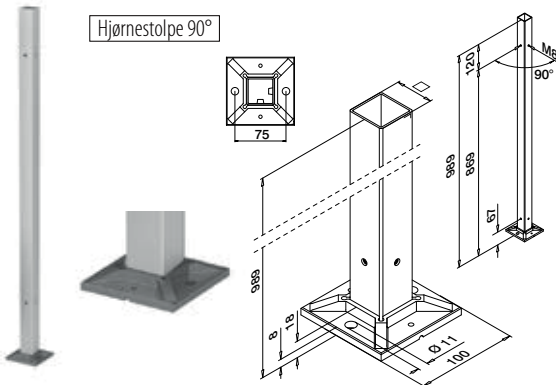
MOD 4972

304	Børstet			
INDOOR				
134972-040-01-12	40 x 40 x 2,0	QS-59	467	1
304	Black Line			
INDOOR				
NEW 134972-040-01-82	40 x 40 x 2,0	QS-59	467	1
316	Børstet			
OUTDOOR				
144972-040-01-12	40 x 40 x 2,0	QS-58	467	1



MOD 4972

304	Børstet			
INDOOR				
134972-040-02-12	40 x 40 x 2,0	QS-59	467	1
316	Børstet			
OUTDOOR				
144972-040-02-12	40 x 40 x 2,0	QS-58	467	1



MOD 4972

304	Børstet			
INDOOR				
134972-040-90-12	40 x 40 x 2,0	QS-59	467	1
316	Børstet			
OUTDOOR				
144972-040-90-12	40 x 40 x 2,0	QS-58	467	1



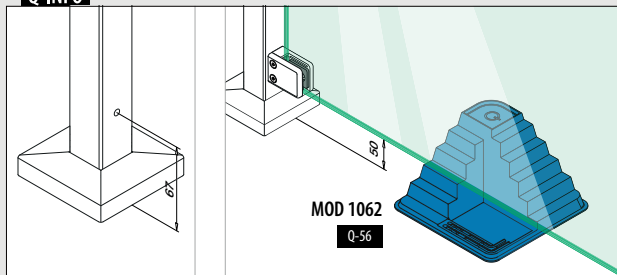
Dækkapper



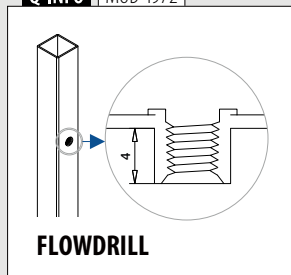
MOD 4511

304	Børstet			
INDOOR		H		
134511-040-12	108	25		2
304	Black Line			
INDOOR				
NEW 134511-040-82	108	25		2
316	Børstet			
OUTDOOR				
144511-040-12	108	25		2

Q-INFO



Q-INFO MOD 4972



Q-INFO MOD 4972



399

Fyldninger med rør og stænger - rektangulære

Q-INFO 304



12

Børstet

82 RAL 9005

Pulverlakeret

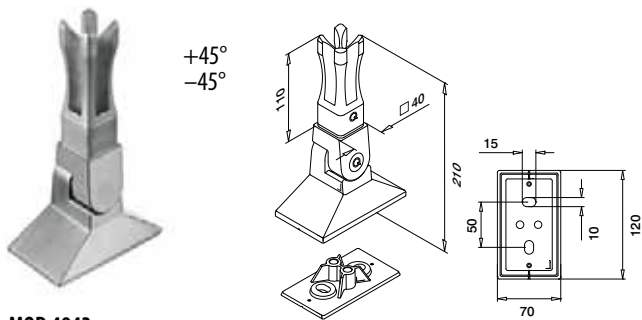
Sort, mat, struktur overflade

Stolper

Fodflange til stolpe

Justerbar vinkel

Til limning



MOD 4943

304 Børstet

INDOOR Til rør □

SELL OUT 134943-040-12 40 x 40 x 2,0 QS-63 464 1

316 Børstet

OUTDOOR

144943-040-12 40 x 40 x 2,0 QS-62 464 1

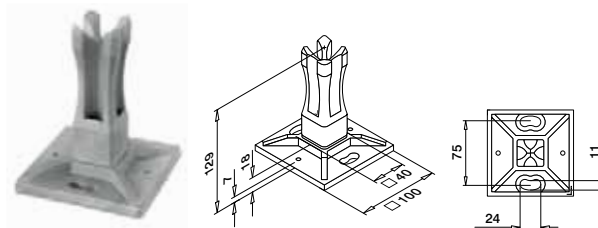


International Design Model Protection

Stolper

Fodflange til stolpe

Til limning



MOD 4942

304 Børstet

INDOOR Til rør □

SELL OUT 134942-040 40 x 40 x 2,0 QS-59 467 2

316 Børstet

OUTDOOR

144942-040 40 x 40 x 2,0 QS-58 467 2



International Design Model Protection

Stolper

Dækkapper



MOD 4511

304 Børstet

INDOOR □ **H**

134511-040-12 108 25 2

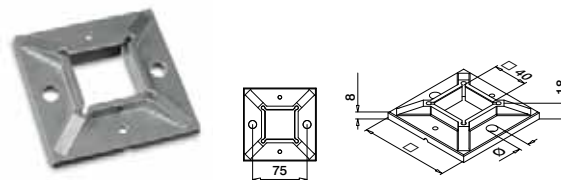
316 Børstet

OUTDOOR

144511-040-12 108 25 2

Stolper

Fodflanger til gelænderstolpe



MOD 4940

304 Rå

INDOOR □ **Ø**

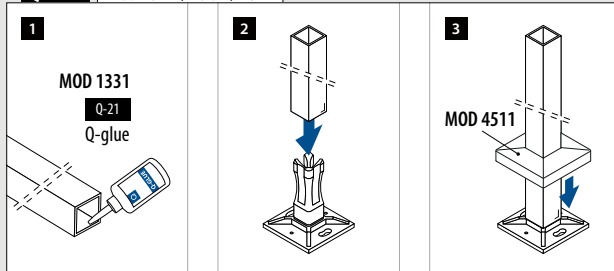
134940-040 100 11 QS-59 467 2

316 Rå

OUTDOOR

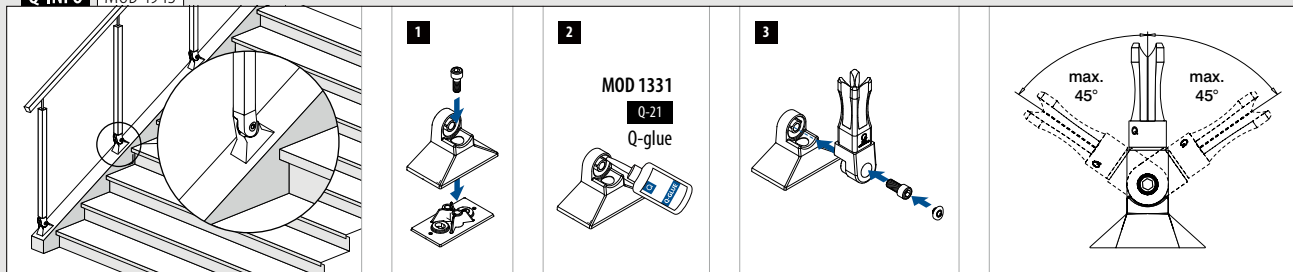
144940-040 100 11 QS-58 467 2

Q-INFO MOD 4942 / 4901 / 4511

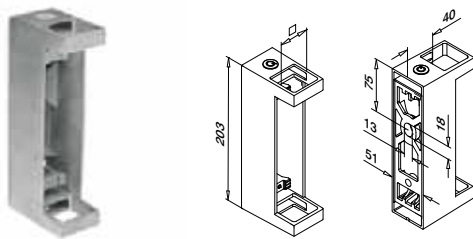


SELL OUT Kun så længe lager haves.

Q-INFO MOD 4943

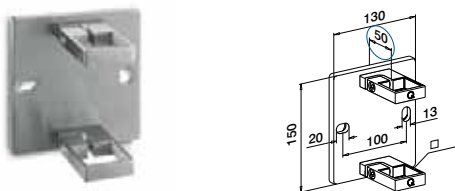


Gelænderstolpeholdere



MOD 4558

304	Børstet			
INDOOR	<input type="checkbox"/>			
134558-040-12	40 x 40	QS-63	464	1
316	Børstet			
OUTDOOR	<input type="checkbox"/>			
144558-040-12	40 x 40	QS-62	464	1



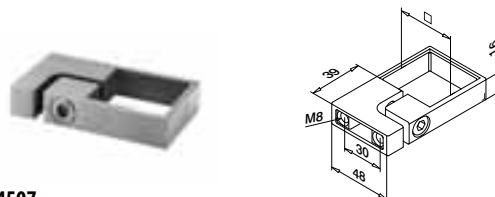
MOD 4551

304	Børstet			
INDOOR	<input type="checkbox"/>			
134551-040-12	40 x 40	QS-33	464	1



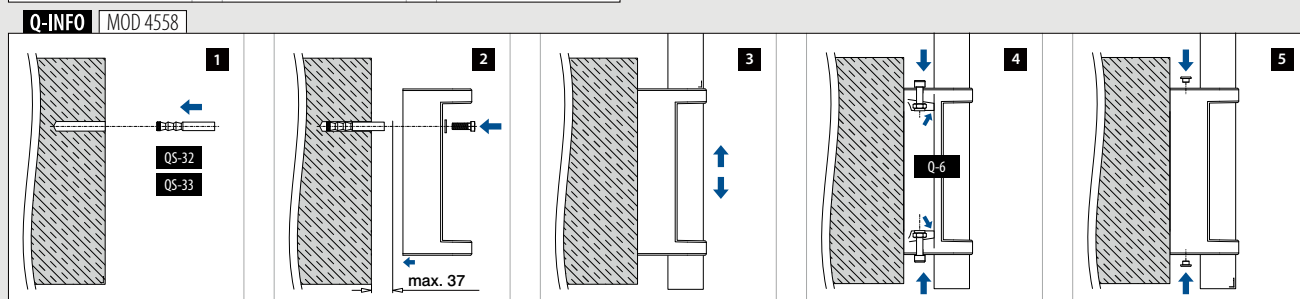
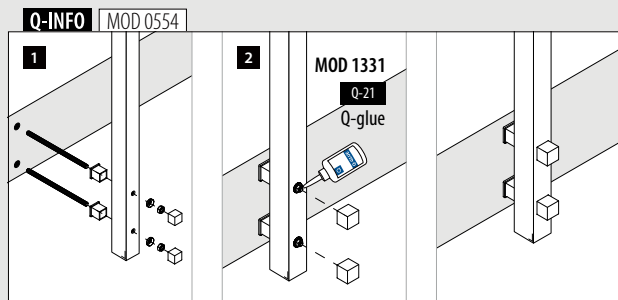
MOD 0554

304	Børstet			
INDOOR	<input type="checkbox"/>	Til rør <input type="checkbox"/>		
SELL OUT 130554-040-12	40 x 40			2
316	Børstet			
OUTDOOR	<input type="checkbox"/>			
140554-040-12	40 x 40			2

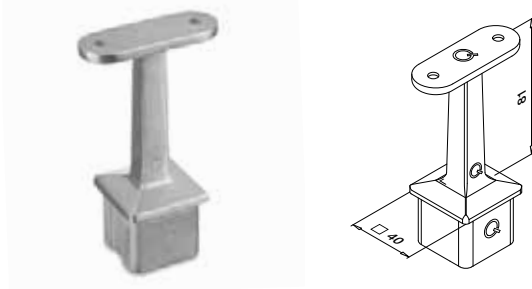


MOD 4507

304	Børstet			
INDOOR	<input type="checkbox"/>			
134507-040-12	40 x 40			2
316	Børstet			
OUTDOOR	<input type="checkbox"/>			
NEW 144507-040-12	40 x 40			2



Til fladt rør



MOD 4710

304	Børstet			
INDOOR		Til rør □		
134710-000-00-12		40 x 40 x 2,0	QS-12	472 2
304	Black Line			
INDOOR				
134710-000-00-82		40 x 40 x 2,0	QS-12	472 2
316	Børstet			
OUTDOOR				
144710-000-00-12		40 x 40 x 2,0	QS-13	472 2



Til fladt rør til rundt rør



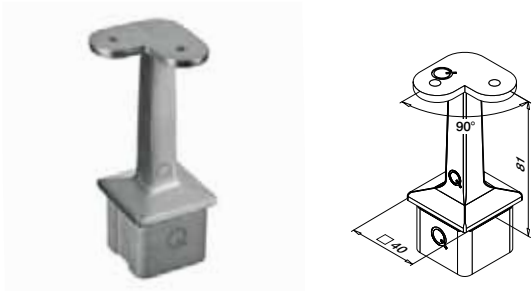
MOD 4710

304	Børstet			
INDOOR		Ø	Til rør □	
134710-042-00-12		42,4	40 x 40 x 2,0	QS-10
134710-048-00-12		48,3	40 x 40 x 2,0	QS-10
316	Børstet			
OUTDOOR				
144710-042-00-12		42,4	40 x 40 x 2,0	QS-11
144710-048-00-12		48,3	40 x 40 x 2,0	QS-11

SELL OUT



Til fladt rør

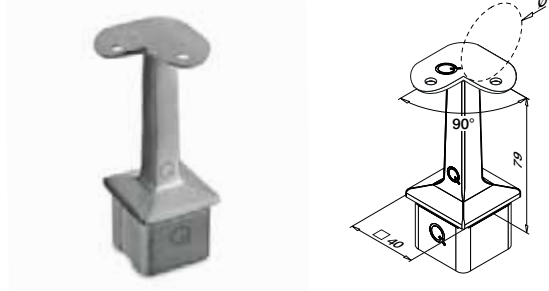


MOD 4710

304	Børstet			
INDOOR		Til rør □		
134710-000-90-12		40 x 40 x 2,0	QS-12	472 2
316	Børstet			
OUTDOOR				
144710-000-90-12		40 x 40 x 2,0	QS-13	472 2



Til fladt rør til rundt rør

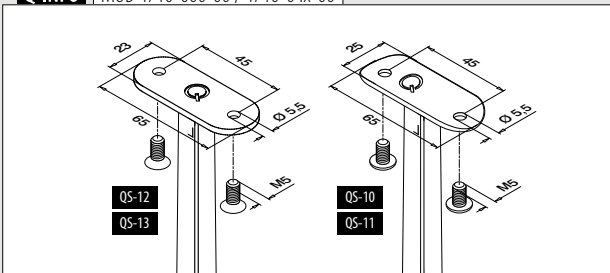


MOD 4710

304	Børstet			
INDOOR		Ø	Til rør □	
134710-042-90-12		42,4	40 x 40 x 2,0	QS-10
316	Børstet			
OUTDOOR				
144710-042-90-12		42,4	40 x 40 x 2,0	QS-11



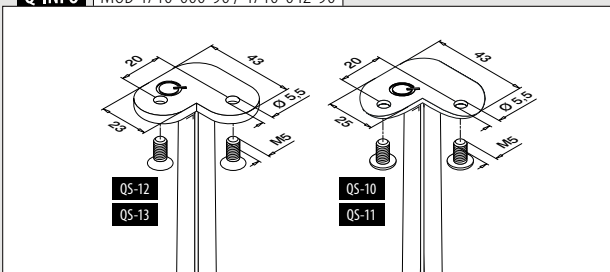
Q-INFO | MOD 4710-000-00 / 4710-04x-00



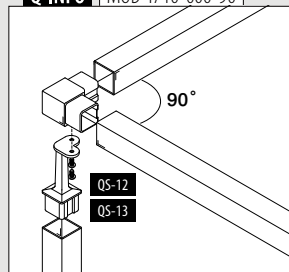
Q-INFO | 304



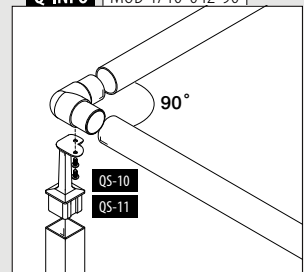
Q-INFO | MOD 4710-000-90 / 4710-042-90



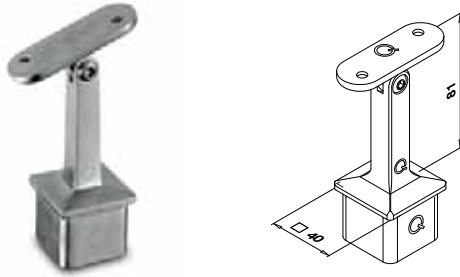
Q-INFO | MOD 4710-000-90



Q-INFO | MOD 4710-042-90



Til fladt rør

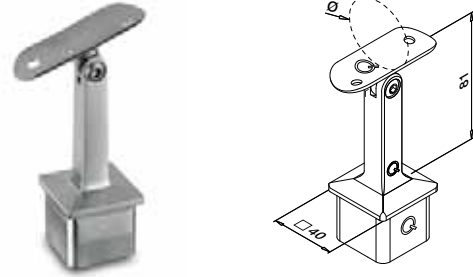


MOD 4718

304		Børstet	
INDOOR	Til rør □		
134718-000-12	40 x 40 x 2,0	QS-12 472	2
316		Børstet	
OUTDOOR			
144718-000-12	40 x 40 x 2,0	QS-13 472	2



Til fladt rør til rundt rør

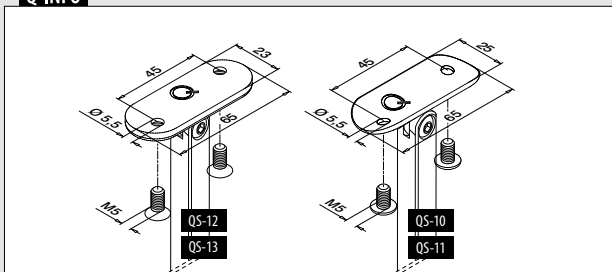


MOD 4718

304		Børstet	
INDOOR	Ø	Til rør □	
134718-042-12	42,4	40 x 40 x 2,0	QS-10 472 2
134718-048-12	48,3	40 x 40 x 2,0	QS-10 472 2
316		Børstet	
OUTDOOR			
144718-042-12	42,4	40 x 40 x 2,0	QS-11 472 2

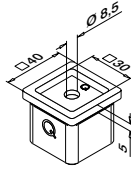


Q-INFO



SELL OUT Kun så længe lager haves.

Til fladt rør

**MOD 4727****304**

Børstet

INDOORTil rør 

134727-12 40 x 40 x 2,0

QS-26 472

2

316

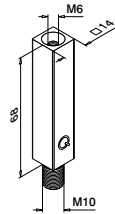
Børstet

OUTDOOR

NEW 144727-12 40 x 40 x 2,0

QS-27 472

2

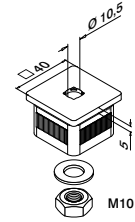
**MOD 4811****304**

Børstet

INDOOR

134811 QS-48 472

2

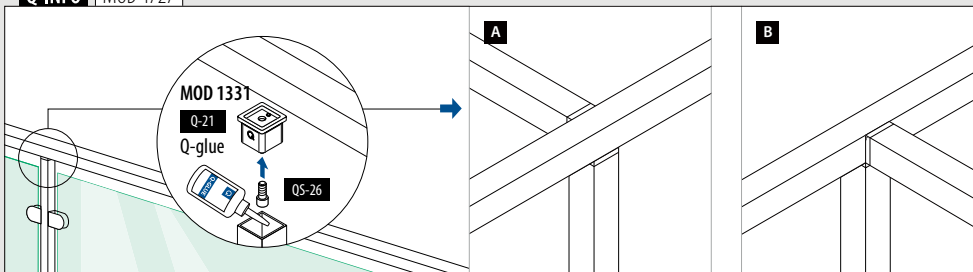
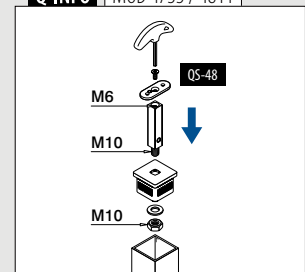
**MOD 1810**
337**MOD 1801**
337**MOD 1802**
337**MOD 4733- EASY HIT®****304**

Børstet

INDOORTil rør 

134733 40 x 40 x 2,0

2

**Q-INFO** | MOD 4727**Q-INFO** | MOD 4733 / 4811

Til fladt rør



MOD 4133

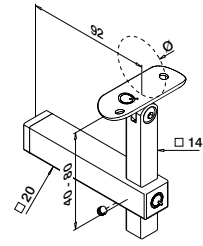
304 Børstet

INDOOR

SELL OUT	134133-000-12	QS-55	470 / QS-21	472 / QS-12	472	2
----------	---------------	-------	-------------	-------------	-----	---



Til fladt rør
til rundt rør



MOD 4133

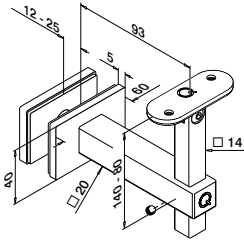
304 Børstet

INDOOR

SELL OUT	134133-042-12	42,4	QS-55	470 / QS-21	472 / QS-10	472	2
----------	---------------	------	-------	-------------	-------------	-----	---



Til fladt rør



MOD 4155

304 Børstet

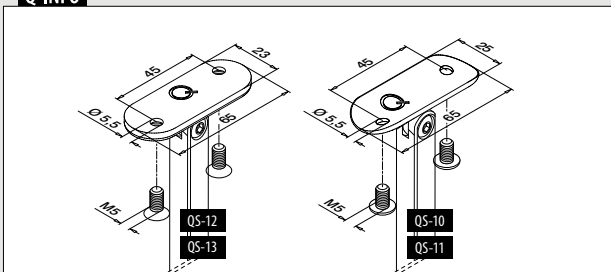
INDOOR

SELL OUT	134155-000-12	QS-12	472	2
----------	---------------	-------	-----	---

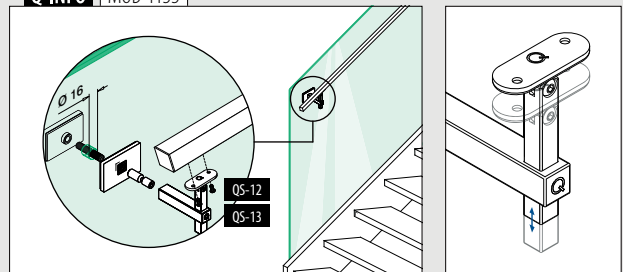


SELL OUT Kun så længe lager haves.

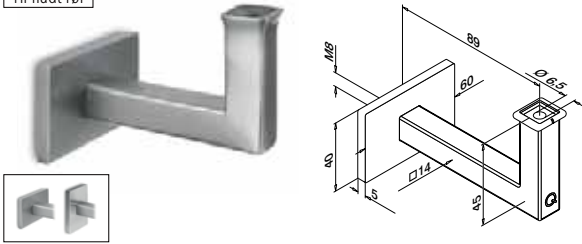
Q-INFO



Q-INFO MOD 4155



Til fladt rør

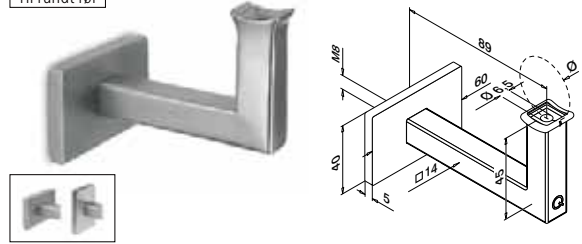


MOD 4111

304	Børstet		
INDOOR			
134111-000-12	QS-1 471 / QS-54 472		2
316	Børstet		
OUTDOOR			
144111-000-12	QS-2 471 / QS-70 472		2



Til rundt rør

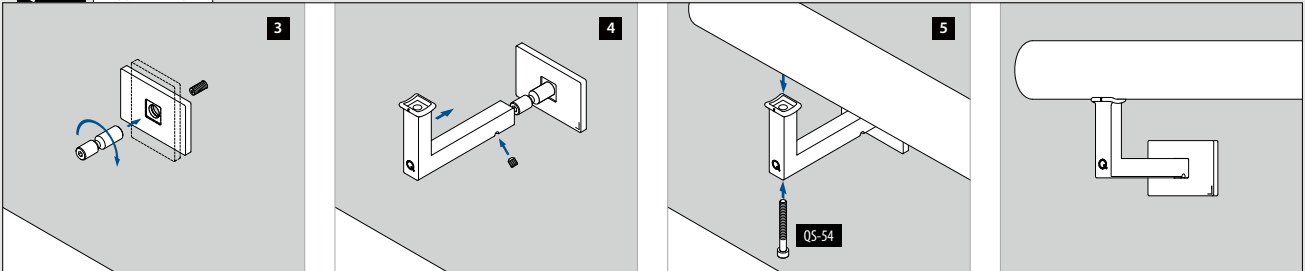


MOD 4111

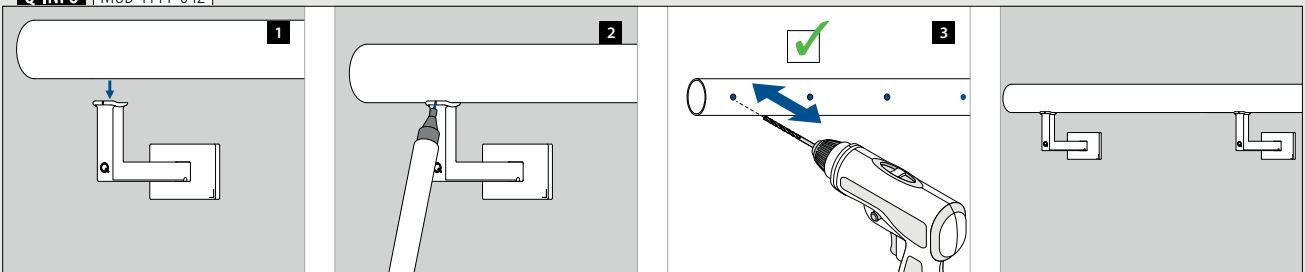
304	Børstet		
INDOOR	Ø		
134111-042-12	42,4 QS-1 471 / QS-54 472		2



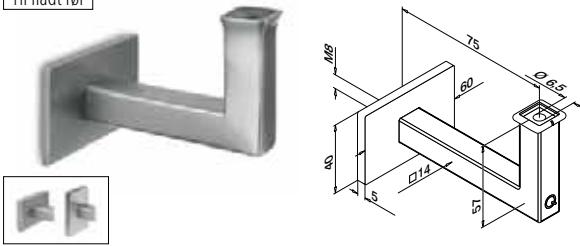
Q-INFO | MOD 4111-042



Q-INFO | MOD 4111-042



Til fladt rør



MOD 4121

304 Børstet

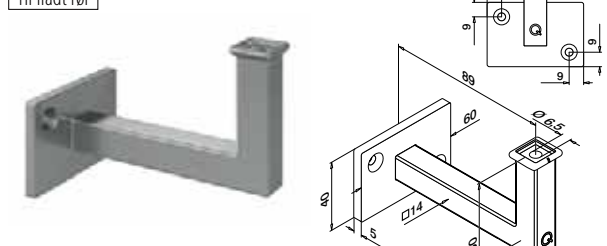
INDOOR		
134121-000-12	QS-1 471 / QS-54 472	2

316 Børstet

OUTDOOR		
144121-000-12	QS-2 471 / QS-70 472	2



Til fladt rør



MOD 4112

304 Børstet

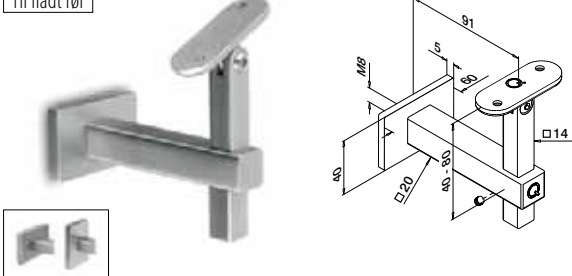
INDOOR		
134112-000-12	QS-5 471 / QS-54 472	2

316 Børstet

OUTDOOR		
NEW 144112-000-12	QS-6 471 / QS-70 472	2



Til fladt rør



MOD 4145

304 Børstet

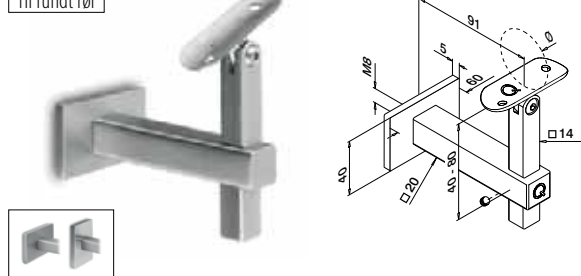
INDOOR		
134145-000-12	QS-1 471 / QS-12 472	2

316 Børstet

OUTDOOR		
SELL OUT 144145-000-12	QS-2 471 / QS-13 472	2



Til rundt rør



MOD 4145

304 Børstet

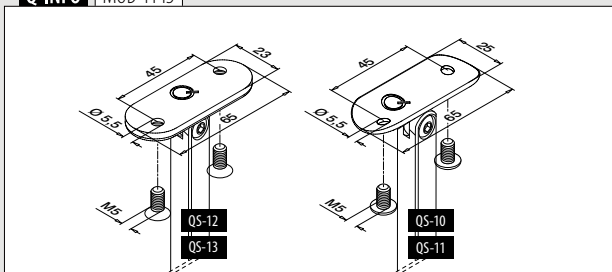
INDOOR		
134145-042-12	42,4 QS-1 471 / QS-10 472	2

316 Børstet

OUTDOOR		
SELL OUT 144145-042-12	42,4 QS-2 471 / QS-11 472	2




Q-INFO MOD 4145



SELL OUT Kun så længe lager haves.

Endekapper



MOD 5728 - EASY HIT®

304

Børstet

INDOOR	Til rør □	
135728-040-12	40 x 40 x 2,0	2

304

Black Line

INDOOR		
135728-040-82	40 x 40 x 2,0	2

NEW

316

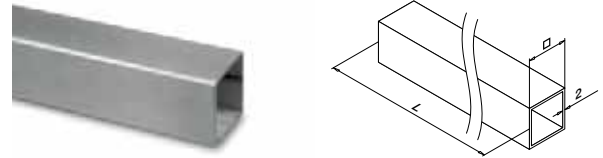
Børstet

OUTDOOR		
145728-040-12	40 x 40 x 2,0	2



Rør

Q-TUBE



MOD 4900

304

Børstet

INDOOR		
134900-040-25-12	40 x 40 x 2,0	L = 2,5 m
134900-040-50-12	40 x 40 x 2,0	L = 5 m

304

Black Line

INDOOR		
134900-040-50-82	40 x 40 x 2,0	L = 5 m

NEW

316

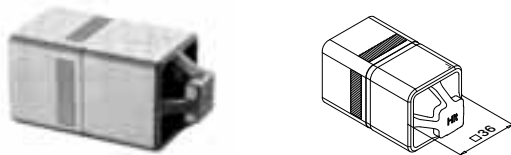
Børstet

OUTDOOR		
144900-040-25-12	40 x 40 x 2,0	L = 2,5 m
144900-040-50-12	40 x 40 x 2,0	L = 5 m

PREFIX



Forbinderer



MOD 5794 - EASY HIT®

316

Rå

OUTDOOR	Til rør □	
145794-040	40 x 40 x 2,0	2



International Design Model Protection



MOD 4790

304

Børstet

INDOOR	Til rør □	
134790-040-12	40 x 40 x 2,0	2

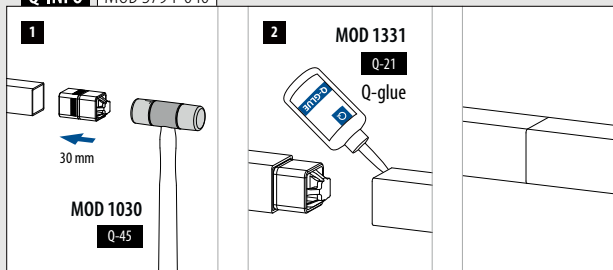
316

Børstet

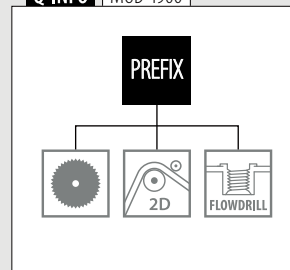
OUTDOOR		
144790-040-12	40 x 40 x 2,0	2



Q-INFO | MOD 5794-040



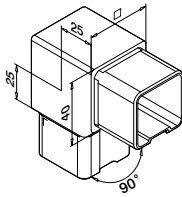
Q-INFO | MOD 4900



Q-INFO | 304

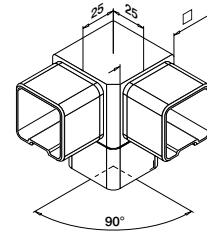


Forbinderer



MOD 4301

304 Børstet		Til rør □	
INDOOR			
134301-040-12	40 x 40 x 2,0		2
316 Børstet			
OUTDOOR			
144301-040-12	40 x 40 x 2,0		2



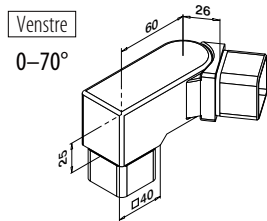
MOD 4304

304 Børstet		Til rør □	
INDOOR			
134304-12	40 x 40 x 2,0		2
316 Børstet			
OUTDOOR			
144304-12	40 x 40 x 2,0		2



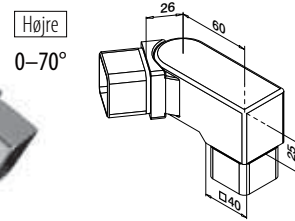
Forbinderer

Justerbar



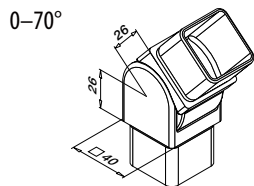
MOD 4317

304 Børstet		Til rør □	
INDOOR			
134317-01	40 x 40 x 2,0		2



MOD 4317

304 Børstet		Til rør □	
INDOOR			
134317-02	40 x 40 x 2,0		2

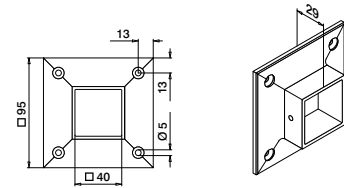


MOD 4312

304 Børstet		Til rør □	
INDOOR			
134312-040-12	40 x 40 x 2,0		2
316 Børstet			
OUTDOOR			
144312-040-12	40 x 40 x 2,0		2



Vægflange

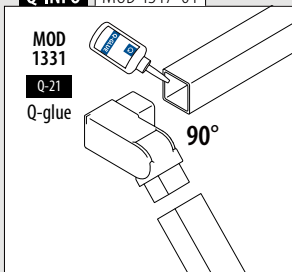


MOD 4505

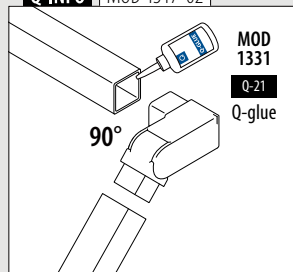
304 Børstet		Til rør □		
INDOOR				
134505-040-12	40 x 40 x 2,0		QS-5 471	2
316 Børstet				
OUTDOOR				
144505-040-12	40 x 40 x 2,0		QS-6 471	2



Q-INFO MOD 4317-01



Q-INFO MOD 4317-02





Designet til: Let til kraftig belastning
Brug: Indendørs og udendørs
Varianter: Top-, gulv- og sidemontering
Anvendelse: Balkoner, gallerier, gangbroer, skilleelementer, trapper og franske balkoner
Materiale: Rustfrit stål 316 (børstet eller pulverlakeret i RAL 9005 sort)

Find alle oplysninger om
Square Line® 60x30 online:



[https://q-ne.ws/
SquareLine63-23](https://q-ne.ws/SquareLine63-23)

SQUARE LINE® 60x30



Et enkelt design som indfrier alle forventninger om styrke

Square Line® 60x30 har et kompromisløst look – ideelt når du vil skabe et modigt udtryk. Systemets rustfri stål-gelænderstolper og -håndlister hævder sig selv med enkle geometriske former og er velegnede til steder, der kræver høj sikkerhed.

Internationalt testet/beregnet/certificeret:



- 1 Den ekstra stærke stolpe gør Square Line® 60x30 ideel, når du behøver en mere robust gelænder.
- 2 Skaber et moderne look takket være det industrielle design.



SQUARE LINE® 60x30 FYLDNINGER

Glas

- Glasramme system
- Glasklemmer
- Glasadaptere
- Glasholdere



386 - 390

Stænger og rør


- Vandrette fyldninger
- Lodrette fyldninger



391 - 403

Kabel


- Fast Fix Ø 3,2 mm
- Fast Fix Ø 4,0 mm
- Easy Fix Ø 3,2 mm
- Easy Fix Ø 6,0 mm



404 - 411

Net


- Easy Q-web



412 - 415

Plade

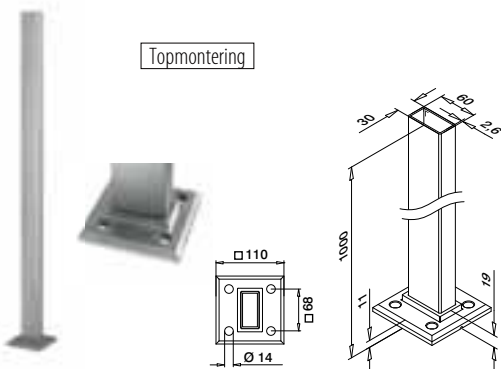
- Pladeadaptere



416 - 419

Stolper

Gelænderstolper



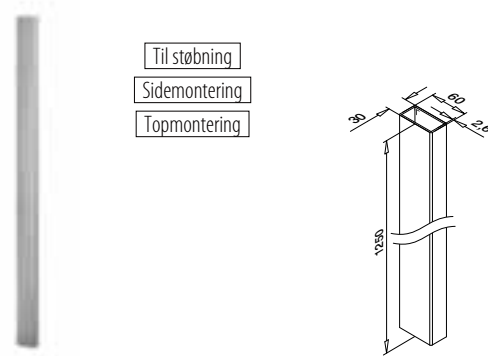
MOD 4901

316	Børstet			
OUTDOOR				
144901-063-12	60 x 30 x 2,6	QS-559	465	1
316	Black Line			
OUTDOOR				
NEW 144901-063-82	60 x 30 x 2,6	QS-559	465	1



Stolper

Stolper rør

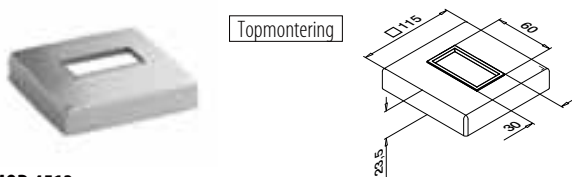


MOD 4902

316	Børstet			
OUTDOOR				
144902-063-12	60 x 30 x 2,6			1
PREFIX				

Stolper

Dækkapper



MOD 4513

316	Børstet		
OUTDOOR			
144513-063-12			2
316	Black Line		
OUTDOOR			
NEW 144513-063-82			2

Stolper

Fodflanger til gelænderstolper

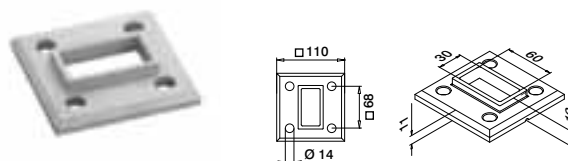


MOD 4512

316	Børstet		
OUTDOOR			
144512-063			2

Stolper

Fodflanger til gelænderstolper

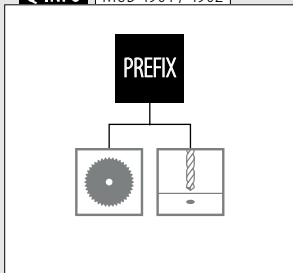


MOD 3503

316	Rå		
OUTDOOR			
143503-063	QS-559	465	2



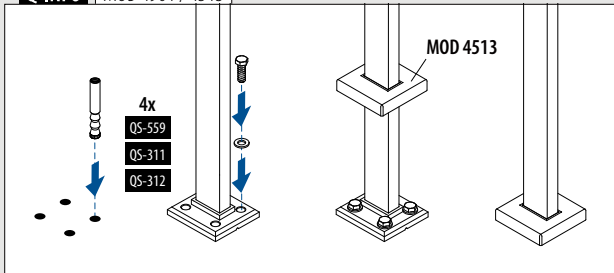
Q-INFO MOD 4901 / 4902



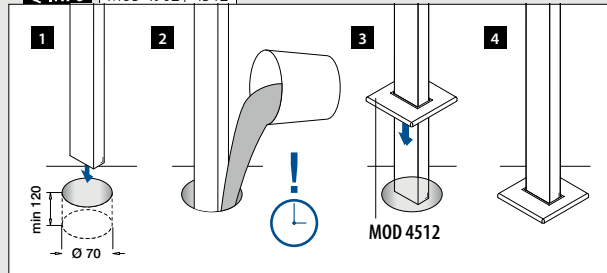
Q-INFO 316



Q-INFO MOD 4901 / 4513

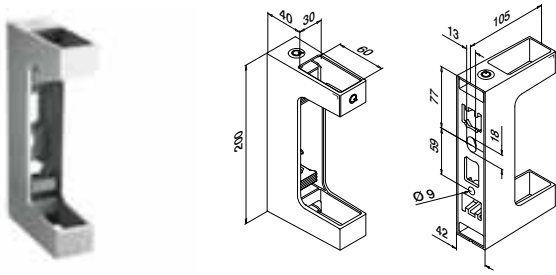


Q-INFO MOD 4902 / 4512



Stolper

Gelænderstolpeholdere



MOD 4558

316	Børstet			
OUTDOOR				
144558-063-12	60 x 30	QS-559	465	1
316	Black Line			
OUTDOOR				
NEW 144558-063-82	60 x 30	QS-559	465	1



International Design Model Protection

Håndlister

Endekappe



MOD 5728 - EASY HIT®

316	Børstet			
OUTDOOR		For		
144728-063-12	60 x 30 x 2,6			2

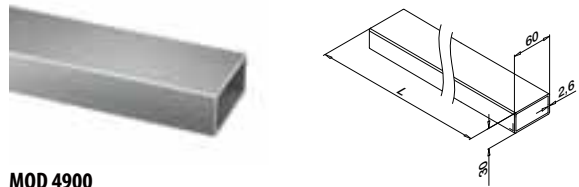


International Design Model Protection

Stolper

Rør

Q-TUBE



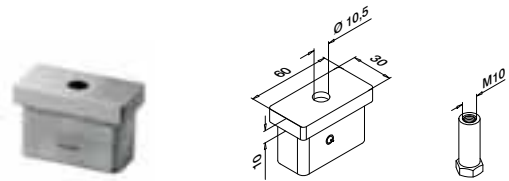
MOD 4900

316	Børstet			
OUTDOOR				
144900-063-50-12	60 x 30 x 2,6			L = 5 m



Håndlister

Håndliste adapter



MOD 4725

316	Børstet			
OUTDOOR		For		
144725-12	60 x 30 x 2,6	QS-48	472	2



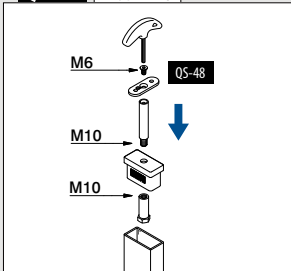
MOD 0811	MOD 0812	MOD 4811
335	335	296

MOD 1810	MOD 1801	MOD 1802
337	337	337

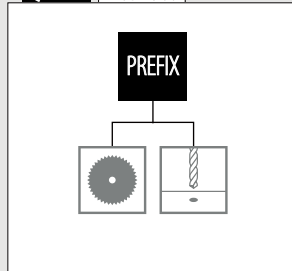
STOLPEGELÆNDSYSTEMER

SQUARE LINE® 60x30

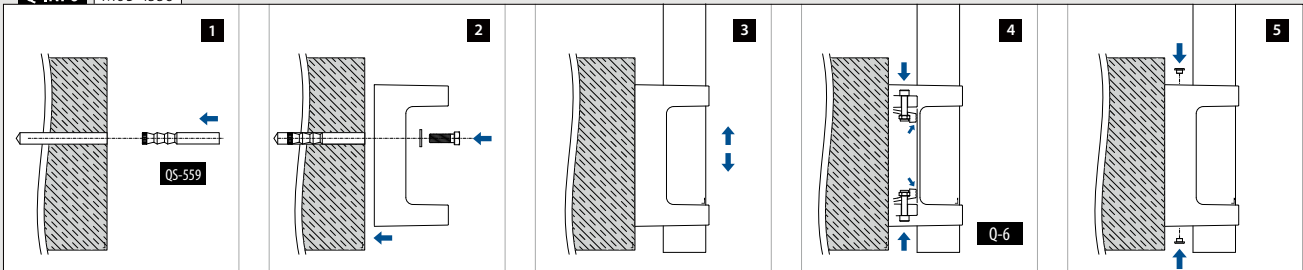
Q-INFO MOD 4725



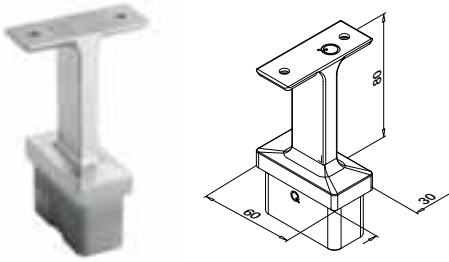
Q-INFO MOD 4900



Q-INFO MOD 4558



Til fladt rør

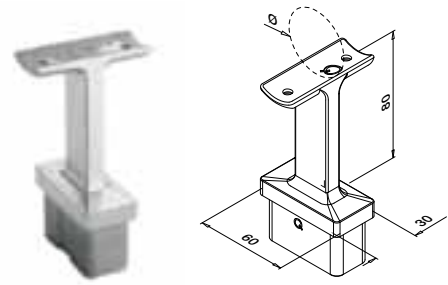


MOD 4711

316	Børstet			
OUTDOOR	For □			
144711-000-12	60 x 30 x 2,6	QS-13	472	2
316	Black Line			
OUTDOOR				
NEW 144711-000-82	60 x 30 x 2,6	QS-13	472	2



Til fladt rør
til rundt rør

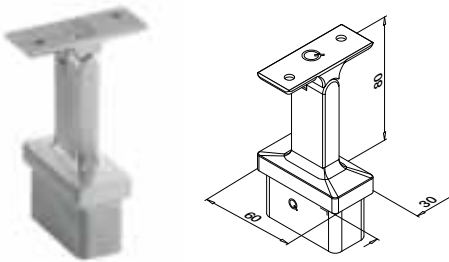


MOD 4711

316	Børstet			
OUTDOOR	Ø	For □		
144711-042-12	42,4	60 x 30 x 2,6	QS-13	472
SELL OUT 144711-048-12	48,3	60 x 30 x 2,6	QS-13	472
316	Black Line			
OUTDOOR				
NEW 144711-042-82	42,4	60 x 30 x 2,6	QS-13	472



Til fladt rør

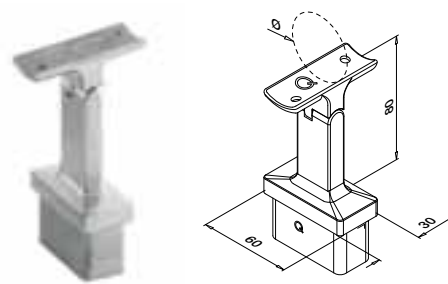


MOD 4719

316	Børstet			
OUTDOOR	For □			
144719-000-12	60 x 30 x 2,6	QS-13	472	2



Til fladt rør
til rundt rør



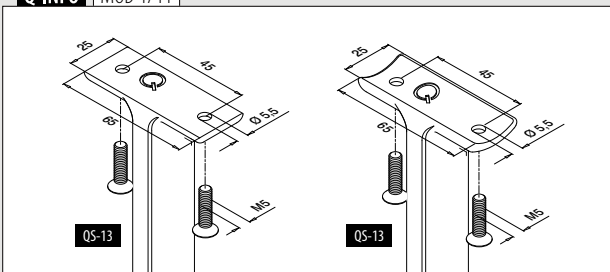
MOD 4719

316	Børstet			
OUTDOOR	Ø	For □		
144719-042-12	42,4	60 x 30 x 2,6	QS-13	472
SELL OUT 144719-048-12	48,3	60 x 30 x 2,6	QS-13	472

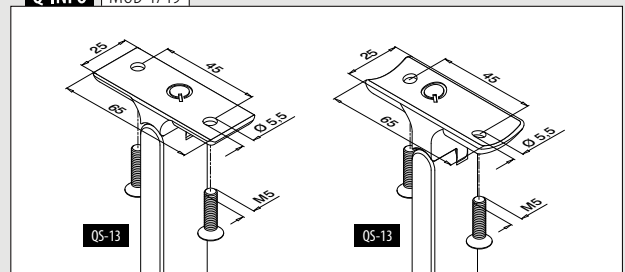


SELL OUT Kun så længe lager haves.

Q-INFO MOD 4711



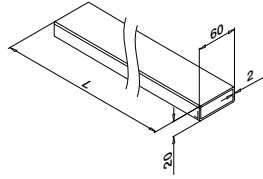
Q-INFO MOD 4719



Håndlister

Rør

Q-TUBE



MOD 4900

316	Børstet		
OUTDOOR			
144900-062-25-12	60 x 20 x 2,0	L = 2,5 m	
144900-062-50-12	60 x 20 x 2,0	L = 5 m	
316	Black Line		
OUTDOOR			
NEW 144900-062-50-82	60 x 20 x 2,0	L = 5 m	



International Design Model Protection

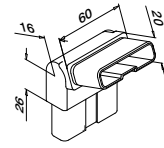
Håndlister

Forbinderer

Justerbar



0 - 70°



MOD 4312

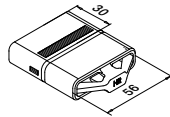
316	Børstet		
OUTDOOR			
144312-062-12	60 x 20 x 2,0	Til rør	2



International Design Model Protection

Håndlister

Forbinderer



MOD 5794 - EASY HIT®

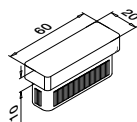
316	Rå		
OUTDOOR			
145794-062	60 x 20 x 2,0	Til rør	2



International Design Model Protection

Håndlister

Endekappe



MOD 5728 - EASY HIT®

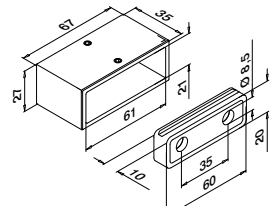
316	Børstet		
OUTDOOR			
145728-062-12	60 x 20 x 2,0	Til rør	2
316	Black Line		
OUTDOOR			
NEW 145728-062-82	60 x 20 x 2,0		2



International Design Model Protection

Håndlister

Vægflange

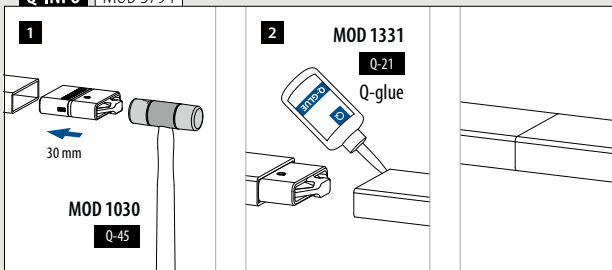


MOD 4504

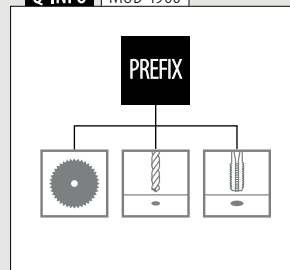
316	Børstet		
OUTDOOR			
144504-062-12	60 x 20 x 2,0	Til rør	2
		QS-55 470 / QS-27 472	



Q-INFO MOD 5794



Q-INFO MOD 4900



Q-INFO 316



STOLPEGELÆNDESYSTEMER

SQUARE LINE® 60X20



Designet til:

Let til kraftig belastning
Indendørs og udendørs

Brug:

Top-, gulv- og sidemontering

Varianter:


Balkoner, gallerier, gangbroer,
skilleelementer, trapper og
franske balkoner

Anvendelse:

Materiale:

Rustfrit stål 304 og 316 (børstet,
poleret eller pulverlakeret i
RAL 9005 sort)

Find alle oplysninger om
Q-line online:



[https://q-ne.ws/
QLine23](https://q-ne.ws/QLine23)

Q-LINE




Et system der giver uendelige muligheder

Q-line er uden tvivl vores mest alsidige system. Det leveres med masser af forskellige komponenter, som kan klare langt de fleste arkitektoniske udfordringer og stort set alle særlige krav. Du kan endda skabe et gelænder med en fuldstændig poleret finish. Eller hvad med at kombinere med dele fra vores andre systemer og skabe et fuldstændig unikt design? Lad fantasien få frit spil.

Internationalt testet/beregnet/certificeret:



- 1 Q-line-serien er ekstremt alsidig med forskellige overflade- og fyldningsmuligheder, top- og side-montering og endda løsninger til trapper.
- 2 Q-line fås også med en dobbeltvægget stolpe (top og side), som giver dig mulighed for at lave et gelænder med runde stolper, der kan modstå højere linjebelastninger.



Q-LINE FYLDNINGER

Glas

- Glasramme system
- Glasklemmer
- Glasadaptere
- Glasholdere



386 - 390

Stænger og rør


- Vandrette fyldninger
- Lodrette fyldninger



391 - 403

Kabel


- Fast Fix Ø 3,2 mm
- Fast Fix Ø 4,0 mm
- Easy Fix Ø 3,2 mm
- Easy Fix Ø 6,0 mm



404 - 411

Net


- Easy Q-web



412 - 415

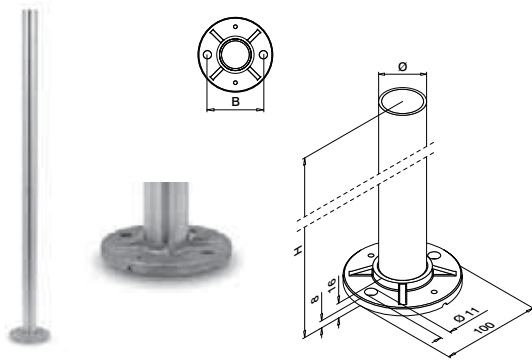
Plade

- Pladeadaptere



416 - 419

Gelænderstolper



MOD 0921

304		Børstet					
INDOOR	Ø	H	B				
130921-242-12	42,4 x 2,0	989	75	QS-59	467	1	
130921-248-12	48,3 x 2,0	989	80	QS-59	467	1	

316		Børstet					
OUTDOOR	Ø	H	B				
140921-242-12	42,4 x 2,0	989	75	QS-58	467	1	
140921-248-12	48,3 x 2,0	989	80	QS-58	467	1	

316		Poleret					
OUTDOOR	Ø	H	B				
140921-242-10	42,4 x 2,0	989	75	QS-58	467	1	

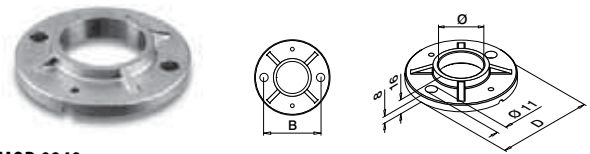
MOD 0944

316		Børstet					
OUTDOOR	Ø	H	B				
140944-242-12	42,4 x 2,0	1150	75	QS-58	467	1	
140944-248-12	48,3 x 2,0	1150	80	QS-58	467	1	

PREFIX



Fodflanger til gelænderstolper



MOD 0940

304		Rå					
INDOOR	Ø	B	D				
130940-042	42,4	75	100	QS-59	467	2	
130940-048	48,3	80	100	QS-59	467	2	

316		Rå					
OUTDOOR	Ø	B	D				
140940-042	42,4	75	100	QS-58	467	2	
140940-048	48,3	80	100	QS-58	467	2	

MOD 0941

316		Rå					
OUTDOOR	Ø	B	D				
140941-048	48,3	90	120	QS-58	467	2	



Dækkapper



MOD 0512

304		Børstet					
INDOOR	Ø	D					
130512-042-12	42,4	105	2				
130512-048-12	48,3	105	2				

316		Børstet					
OUTDOOR	Ø	D					
140512-042-12	42,4	105	2				
140512-048-12	48,3	105	2				


316		Poleret					
OUTDOOR	Ø	D					
140512-042-10	42,4	105	2				

MOD 0513

316		Børstet					
OUTDOOR	Ø	D					
140513-048-12	48,3	125	2				

Q-INFO 316

10



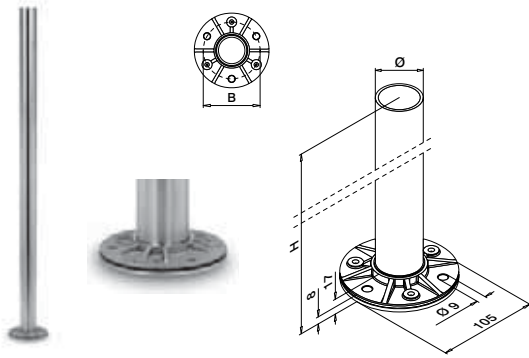
Poleret

12



Børstet

Gelænderstolper

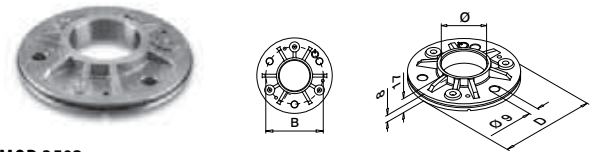


MOD 0912

304		Børstet					
INDOOR	Ø	H	B				
130912-242-12	42,4 x 2,0	989	80	QS-35	467		1
316		Børstet					
OUTDOOR	Ø	H	B				
140912-242-12	42,4 x 2,0	989	80	QS-34	467		1



Fodflanger til gelænderstolper

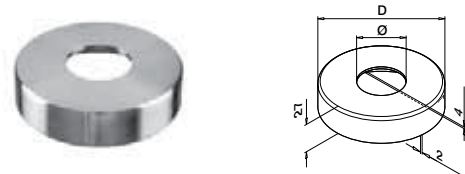


MOD 3502

304		Rå					
INDOOR	Ø	B	D				
133502-042	42,4	80	105	QS-35	467		2
133502-048	48,3	90	115	QS-35	467		2
316		Rå					
OUTDOOR	Ø	B	D				
143502-042	42,4	80	105	QS-34	467		2
143502-048	48,3	90	115	QS-34	467		2

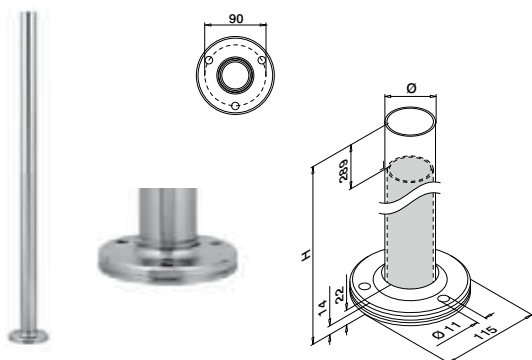


Dækkapper



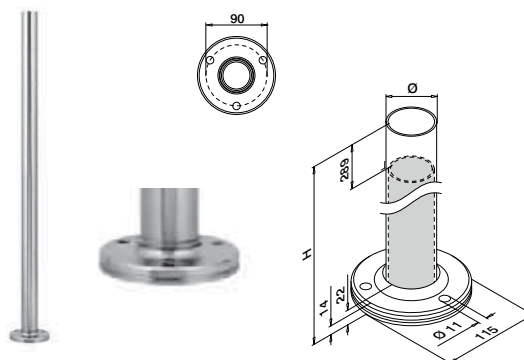
MOD 0511

304		Børstet					
INDOOR	Ø	D					
130511-042-12	42,4	110					2
130511-048-12	48,3	120					2
316		Børstet					
OUTDOOR	Ø	D					
140511-042-12	42,4	110					2
140511-048-12	48,3	120					2



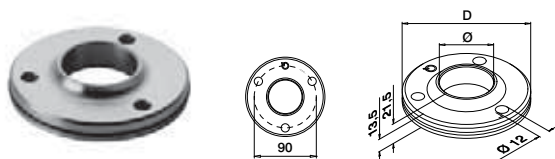
MOD 0916 - DOBBELT GODSTYKKELSE 4,6 mm

304	Børstet				
INDOOR	Ø	H			
130916-548-12	48,3 x 4,6	989	QS-272	464	1
316	Børstet				
OUTDOOR	Ø	H			
140916-548-12	48,3 x 4,6	989	QS-273	464	1



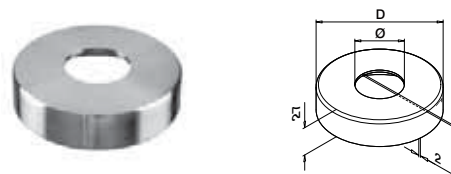
MOD 0917 - DOBBELT GODSTYKKELSE 4,6 mm

316	Børstet				
OUTDOOR	Ø	H			
140917-548-12	48,3 x 4,6	1089	QS-273	464	1



MOD 3505

316	Rå				
OUTDOOR	Ø	D			
143505-048	48,3	115	QS-273	464	2

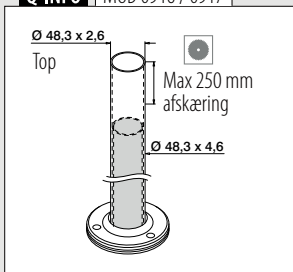


MOD 0511

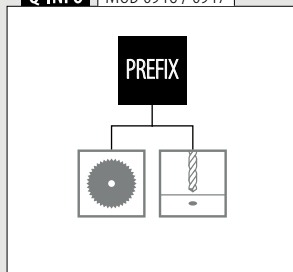
304	Børstet				
INDOOR	Ø	D			
130511-048-12	48,3	120			2
316	Børstet				
OUTDOOR	Ø	D			
140511-048-12	48,3	120			2

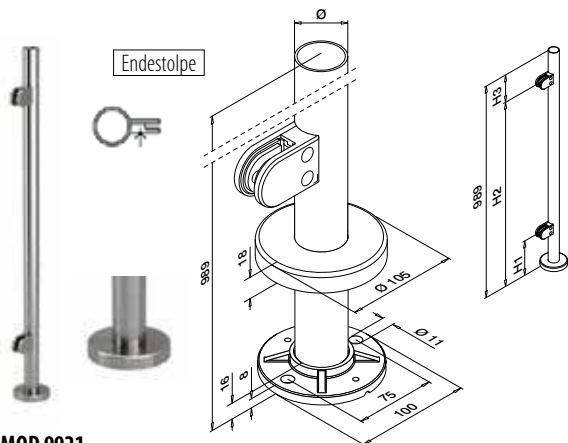


Q-INFO | MOD 0916 / 0917



Q-INFO | MOD 0916 / 0917



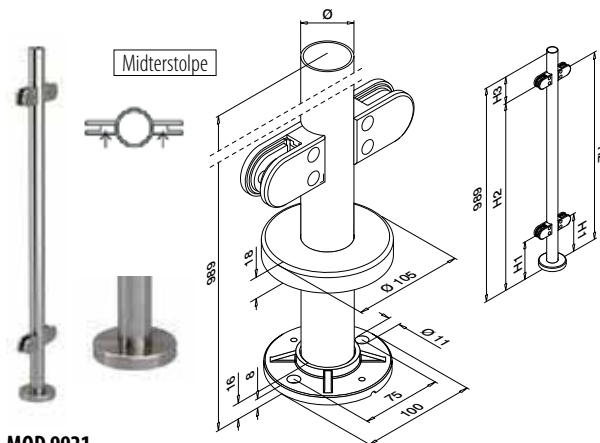


MOD 9921

304	Børstet							
INDOOR	Ø	H1	H2	H3				
139921-242-01-12	42,4 x 2,0	175	869	120	QS-59	467	1	

316	Børstet							
OUTDOOR								

NEW	149921-242-01-12	42,4 x 2,0	175	869	120	QS-58	467	1
------------	------------------	------------	-----	-----	-----	-------	-----	---

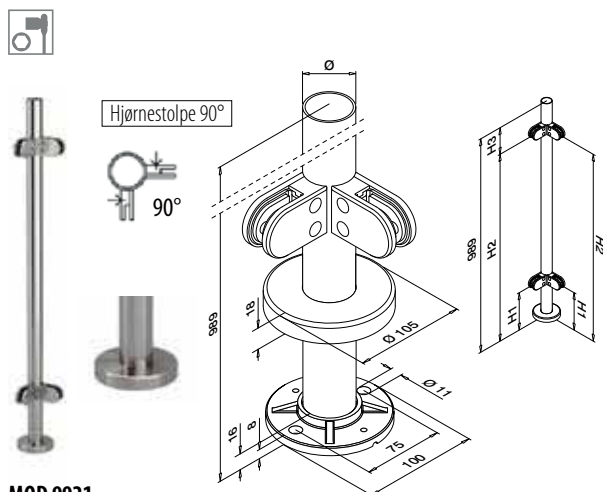


MOD 9921

304	Børstet							
INDOOR	Ø	H1	H2	H3				
139921-242-02-12	42,4 x 2,0	175	869	120	QS-59	467	1	

316	Børstet							
OUTDOOR								

NEW	149921-242-02-12	42,4 x 2,0	175	869	120	QS-58	467	1
------------	------------------	------------	-----	-----	-----	-------	-----	---



MOD 9921

304	Børstet							
INDOOR	Ø	H1	H2	H3				
139921-242-90-12	42,4 x 2,0	175	869	120	QS-59	467	1	

316	Børstet							
OUTDOOR								

NEW	149921-242-90-12	42,4 x 2,0	175	869	120	QS-58	467	1
------------	------------------	------------	-----	-----	-----	-------	-----	---



Fyldninger

Gummiindlæg til glasklemmer MOD 2500



2 styk per glasklemme

MOD 5025

Tilbehør

Til hærdet glas	T	
205025-06	6	8
205025-08	8	8
205025-10	10	8
205025-12	12	8

Til lamineret glas

205025-07	6,76	8
205025-09	8,76	8
NEW 205025-44	9,52	8
205025-11	10,76	8
NEW 205025-54	11,52	8
205025-13	12,76	8



MOD 0710

324



MOD 0718

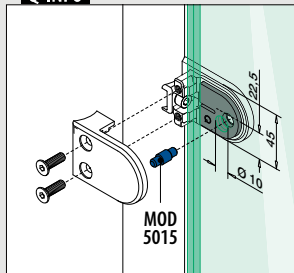
326



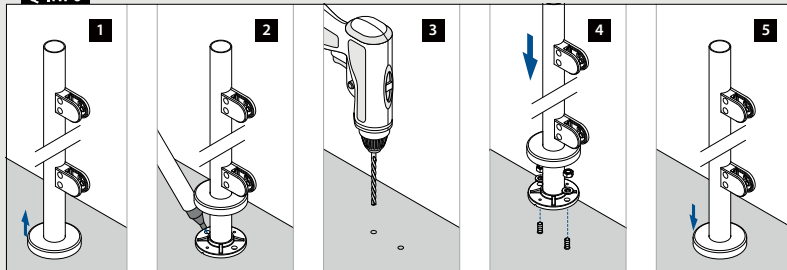
MOD 5015

474

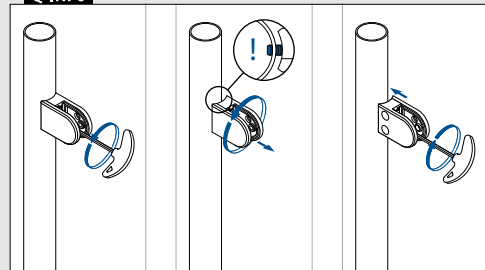
Q-INFO

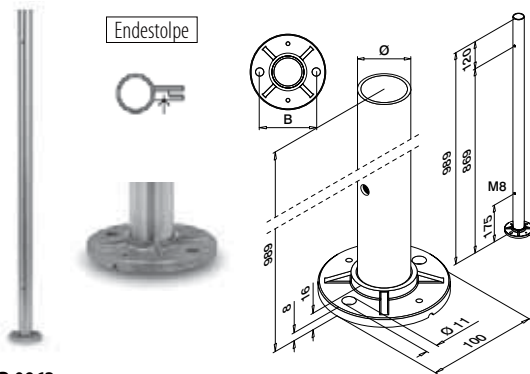


Q-INFO



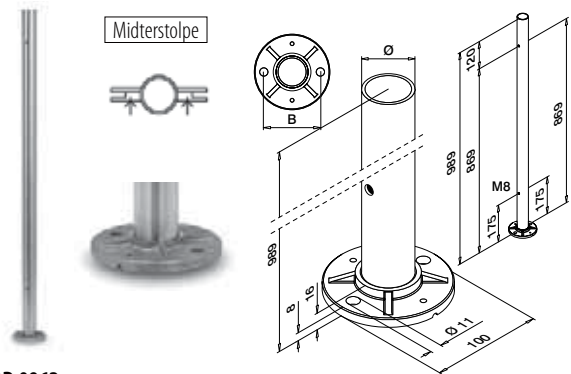
Q-INFO





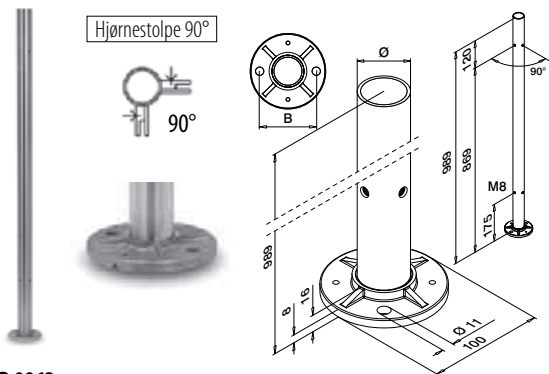
MOD 0962

	316	Børstet			
	OUTDOOR		Ø	B	
140962-242-01-12	42,4	x 2,0	75	QS-58	467
140962-248-01-12	48,3	x 2,0	80	QS-58	467



MOD 0962

	316	Børstet			
	OUTDOOR		Ø	B	
140962-242-02-12	42,4	x 2,0	75	QS-58	467
140962-248-02-12	48,3	x 2,0	80	QS-58	467

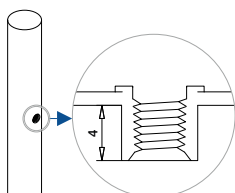


MOD 0962

	316	Børstet			
	OUTDOOR		Ø	B	
140962-242-90-12	42,4	x 2,0	75	QS-58	467
140962-248-90-12	48,3	x 2,0	80	QS-58	467



Q-INFO | MOD 0962

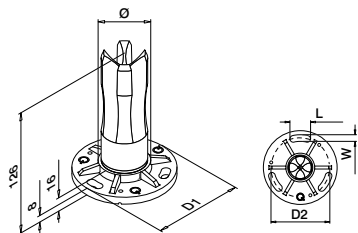


FLOWDRILL

Q-INFO



Se vores prefix muligheder for skræddersyede gelænderstolper med glasklemmer, tværstangsholdere, kabel og web.



MOD 0942

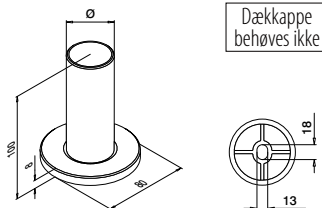
304		Børstet					
INDOOR	Ø	D1	D2	W x L	Q5-35	467	2
130942-233	33,7 x 2,0	100	80	9x28	Q5-35	467	2
130942-242	42,4 x 2,0	100	80	9x28	Q5-35	467	2
130942-248	48,3 x 2,0	100	80	9x28	Q5-35	467	2
SELL OUT 130942-060	60,3 x 2,0	120	90	11x30	Q5-35	467	2
316		Børstet					
OUTDOOR	Ø	D1	D2	W x L	Q5-34 <td>467</td> <td>2</td>	467	2
140942-233	33,7 x 2,0	100	80	9x28	Q5-34	467	2
140942-242	42,4 x 2,0	100	80	9x28	Q5-34	467	2
140942-248	48,3 x 2,0	100	80	9x28	Q5-34	467	2

SELL OUT

SELL OUT

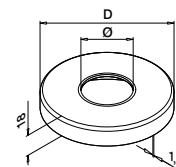


International Design
Model Protection



MOD 0946

304		Børstet					
INDOOR	Ø	D1	D2	W x L	Q5-33	464	2
130946-242-12	42,4 x 2,0				Q5-33	464	2



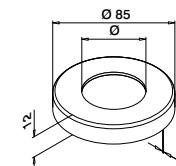
MOD 0512

304		Børstet					
INDOOR	Ø	D					
130512-033-12	33,7	105					2
130512-042-12	42,4	105					2
130512-048-12	48,3	105					2
316		Børstet					
OUTDOOR	Ø	D					
140512-033-12	33,7	105					2
140512-042-12	42,4	105					2
140512-048-12	48,3	105					2
316		Poleret					
OUTDOOR	Ø	D					
140512-042-10	42,4	105					2

MOD 0513

304		Børstet					
INDOOR	Ø	D					
130513-042-12	42,4	125					2
130513-048-12	48,3	125					2
SELL OUT 130513-060-12	60,3	125					2
316		Børstet					
OUTDOOR	Ø	D					
140513-042-12	42,4	125					2
140513-048-12	48,3	125					2

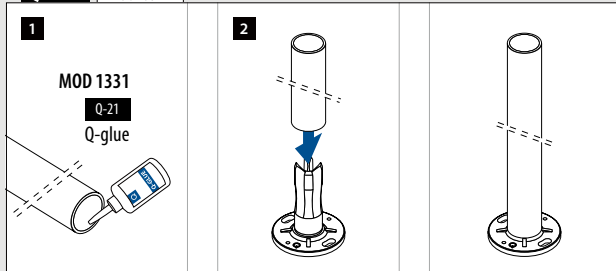
SELL OUT



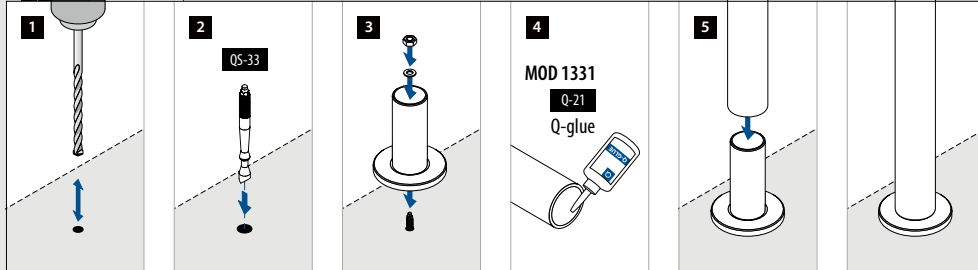
MOD 0516

304		Børstet					
INDOOR	Ø	D					
130516-033	33,7						2
130516-042	42,4						2


Q-INFO MOD 0942



Q-INFO MOD 0946



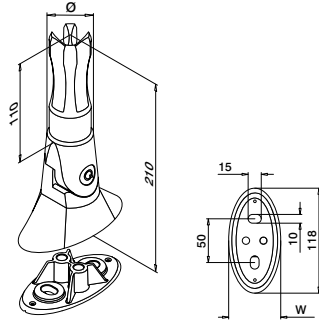
Q-INFO 316



SELL OUT Kun så længe lager haves.

Fodflange til stolpe

Justerbar vinkel Til limning

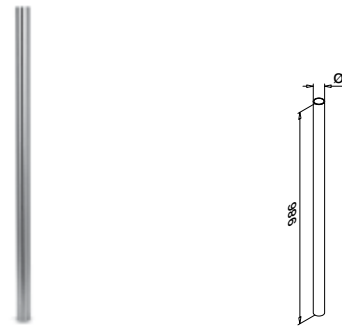
+45°
-45°

MOD 0945

304	Børstet				
INDOOR	Ø	W			
130945-242	42,4 x 2,0	59	QS-65	464	1
130945-248	48,3 x 2,0	65	QS-65	464	1
316	Børstet				
OUTDOOR	Ø	W			
140945-242	42,4 x 2,0	59	QS-64	464	1



Stolpe rør

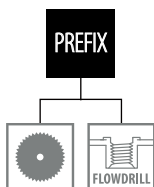


MOD 0901

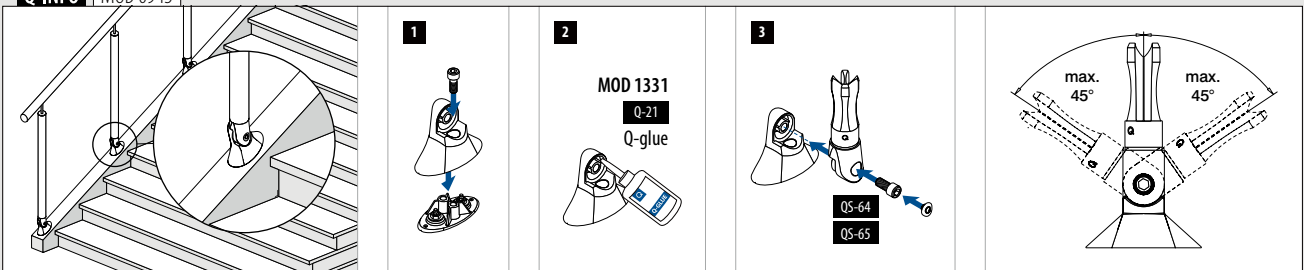
304	Børstet		
INDOOR	Ø		
130901-242-12	42,4 x 2,0		1

PREFIX

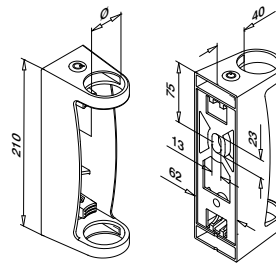
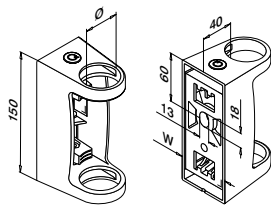
Q-INFO MOD 0901



Q-INFO MOD 0945



Gelænderstolpeholdere



MOD 0557

304		Børstet		
INDOOR		Ø		
130557-042-12	42,4	QS-33	464	1
130557-048-12	48,3	QS-33	464	1
316		Børstet		
OUTDOOR				
140557-042-12	42,4	QS-32	464	1
140557-048-12	48,3	QS-32	464	1

MOD 0558

304		Børstet		
INDOOR		Ø		
130558-048-12	48,3	QS-33	464	1
316		Børstet		
OUTDOOR				
140558-048-12	48,3	QS-275	464	1



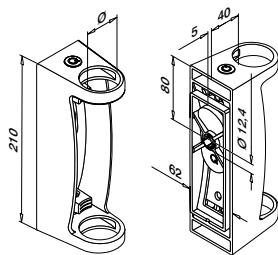
International Design Model Protection



International Design Model Protection

Gelænderstolpeholdere

Justerbar vinkel



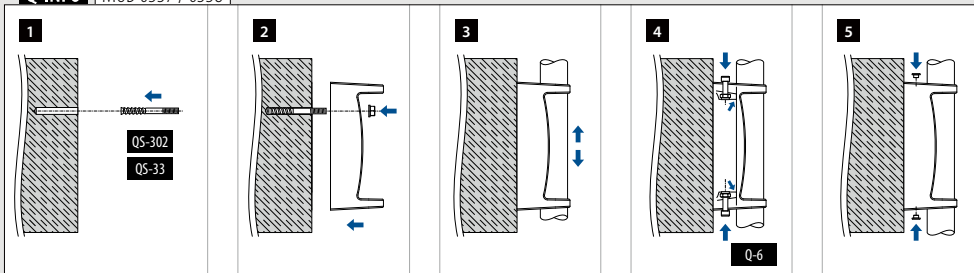
MOD 0556

304		Børstet		
INDOOR		Ø		
130556-042	42,4	QS-505	465 / QS-551	472
				1

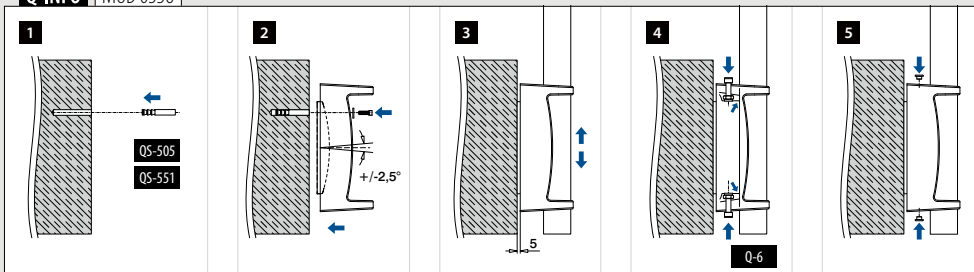


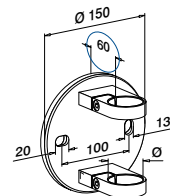
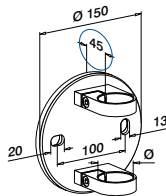
International Design Model Protection

Q-INFO MOD 0557 / 0558



Q-INFO MOD 0556





MOD 0551

304	Børstet			
INDOOR	Ø			
130551-042-12	42,4	QS-33	464	1

304	Poleret			
INDOOR				
130551-042-10	42,4	QS-33	464	1

SELL OUT

316	Børstet			
OUTDOOR				
140551-042-12	42,4	QS-32	464	1
140551-048-12	48,3	QS-32	464	1

316	Poleret			
OUTDOOR				
140551-042-10	42,4	QS-32	464	1



MOD 0552

316	Børstet			
OUTDOOR	Ø			
140552-042-12	42,4	QS-32	464	1
140552-048-12	48,3	QS-32	464	1



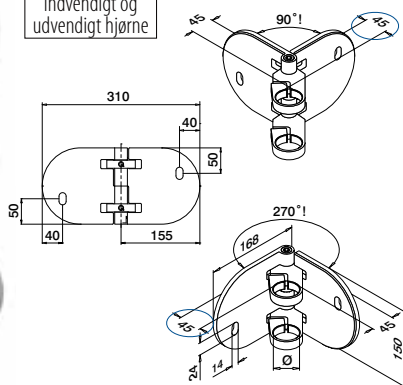
MOD 0550

304	Børstet		
INDOOR	Ø		
130550-042-12	42,4		2
130550-048-12	48,3		2

316	Børstet		
OUTDOOR			
140550-042-12	42,4		2
140550-048-12	48,3		2



Indvendigt og udvendigt hjørne



MOD 0555

304	Børstet			
INDOOR	Ø			
130555-042-12	42,4	QS-33	464	1

316	Børstet			
OUTDOOR				
140555-042-12	42,4	QS-32	464	1
140555-048-12	48,3	QS-32	464	1

316	Poleret			
OUTDOOR				
140555-042-10	42,4	QS-32	464	1




SELL OUT Kun så længe lager haves.

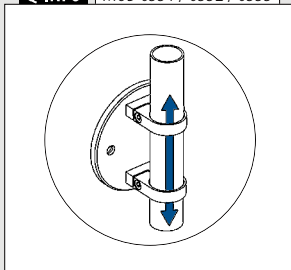
Q-INFO MOD 0551 / 0552 / 0555



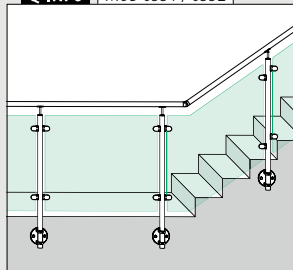
Q-INFO 316



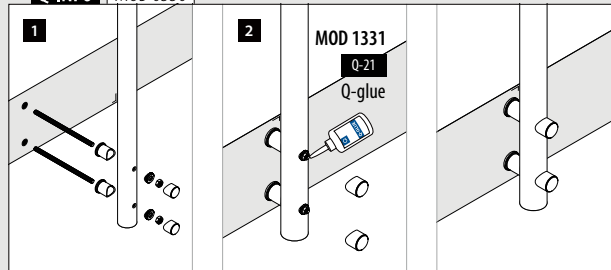
Q-INFO MOD 0551 / 0552 / 0555



Q-INFO MOD 0551 / 0552



Q-INFO MOD 0550



Gelænderstolpeholdere



MOD 3507

304		Børstet	
INDOOR	Ø		
133507-033-12	33,7		2



Passer ikke til MOD 3508



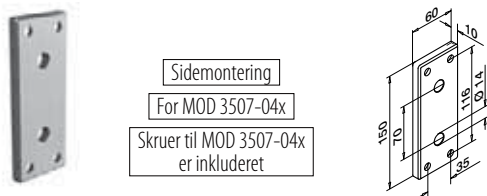
MOD 3507

304		Børstet		
INDOOR	Ø	W		
133507-042-12	42,4	50		2
133507-048-12	48,3	55		2

316		Børstet		
OUTDOOR				
143507-042-12	42,4	50		2
143507-048-12	48,3	55		2



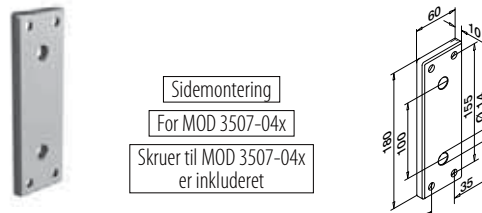
Plade, sidemontering for MOD 3507



MOD 3508

304		Børstet	
INDOOR			
133508-156-12		457 - 463	1

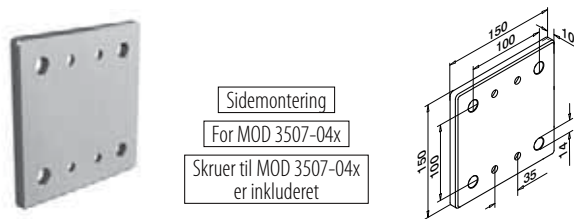
316		Børstet	
OUTDOOR			
143508-156-12		457 - 463	1



MOD 3508

304		Børstet	
INDOOR			
133508-186-12		457 - 463	1

316		Børstet	
OUTDOOR			
143508-186-12		457 - 463	1



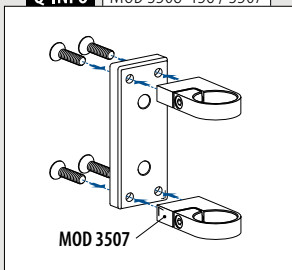
MOD 3508

304		Børstet	
INDOOR			
133508-151-12		457 - 463	1

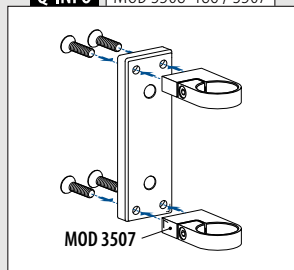
316		Børstet	
OUTDOOR			
143508-151-12		457 - 463	1



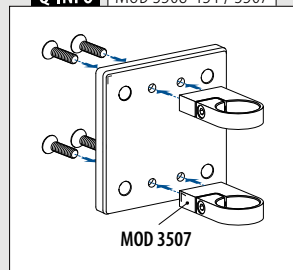
Q-INFO | MOD 3508-156 / 3507

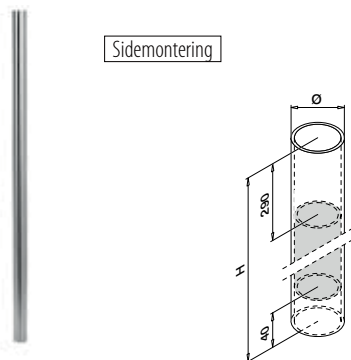


Q-INFO | MOD 3508-186 / 3507



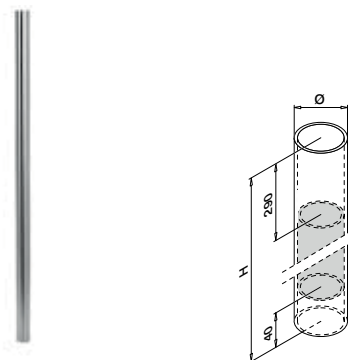
Q-INFO | MOD 3508-151 / 3507





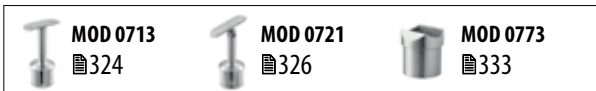
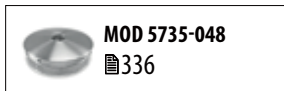

MOD 0951 - DOBBELT GODSTYKKELSE 4,6 mm

	304	Børstet		
INDOOR			\emptyset	H
130951-548-12	48,3	x 4,6	1250	1
316	Børstet			
OUTDOOR				
140951-548-12	48,3	x 4,6	1250	1



MOD 0952 - DOBBELT GODSTYKKELSE 4,6 mm

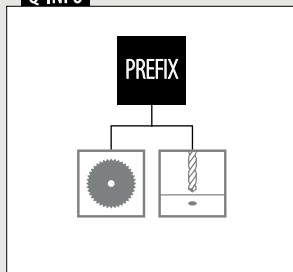
	304	Børstet		
INDOOR			\emptyset	H
130952-548-12	48,3	x 4,6	1350	1
316	Børstet			
OUTDOOR				
140952-548-12	48,3	x 4,6	1350	1



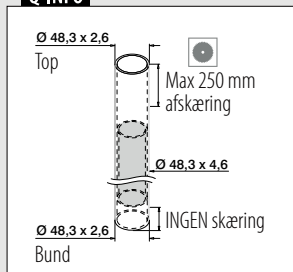
STOLPEGELÆNDSYSTEMER

Q-LINE - EXTRA STRONG

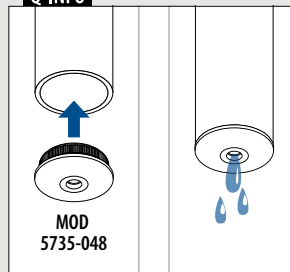
Q-INFO

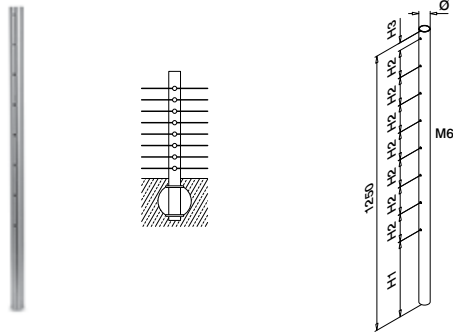


Q-INFO



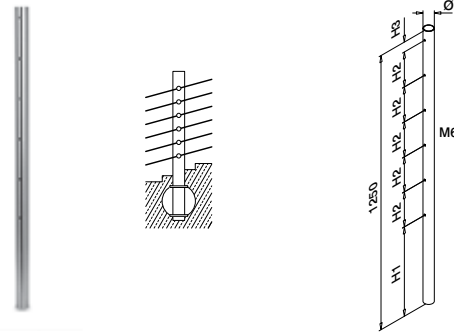
Q-INFO





MOD 0935

	304	Børstet				
INDOOR	Ø	H1	H2	H3		
130935-242-00-12	42,4 x 2,0	340	125	35	1	

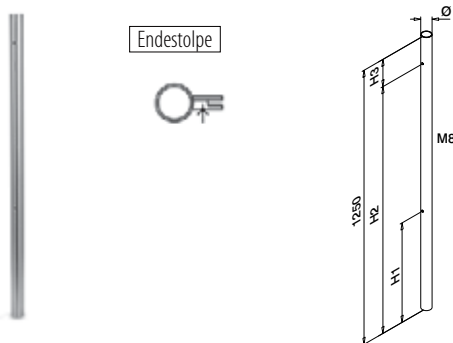


MOD 0935

	304	Børstet				
INDOOR	Ø	H1	H2	H3		
130935-242-01-12	42,4 x 2,0	405	160	45	1	

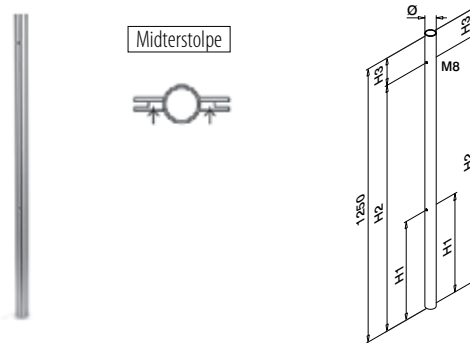


MOD 083x, 0840
395



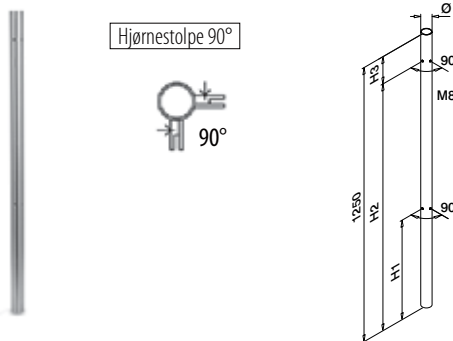
MOD 0937

	304	Børstet				
INDOOR	Ø	H1	H2	H3		
130937-242-01-12	42,4 x 2,0	455	1130	120	1	



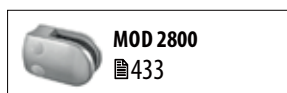
MOD 0937

	304	Børstet				
INDOOR	Ø	H1	H2	H3		
130937-242-02-12	42,4 x 2,0	455	1130	120	1	




MOD 0937

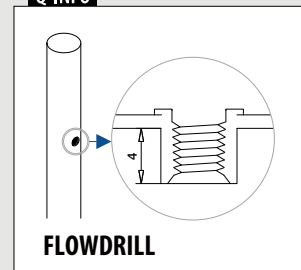
	304	Børstet				
INDOOR	Ø	H1	H2	H3		
130937-242-90-12	42,4 x 2,0	455	1130	120	1	



MOD 2800
433



Q-INFO

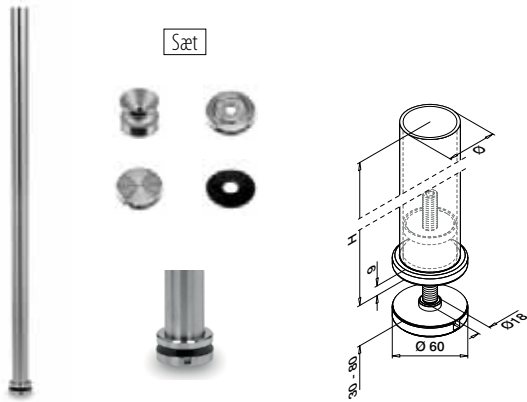


FLOWDRILL

Stolper

Gelænderstolper

Til trapper



MOD 0545

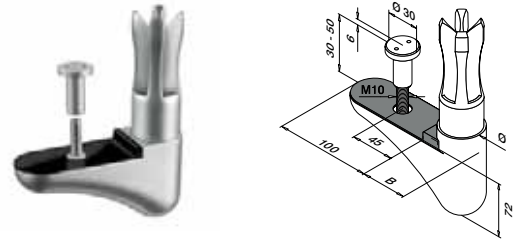
304	Børstet		
INDOOR	Ø	H	
130545	42,4 x 2,0	1150	1



Stolper

Trappe flange

Til limning



MOD 0947

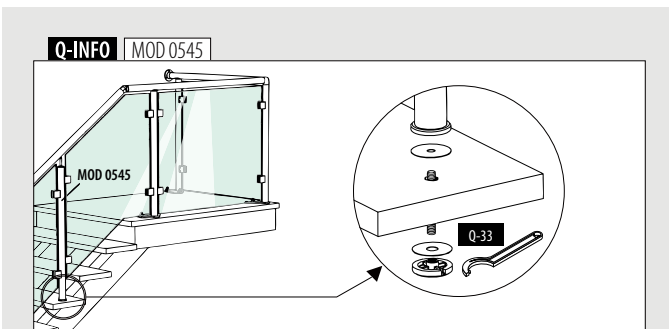
304	Børstet		
INDOOR	Ø	B	
130947-242	42,4 x 2,0	48	1



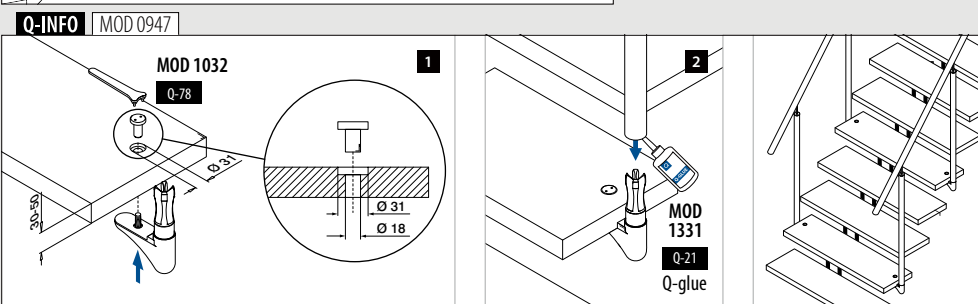
International Design Model Protection



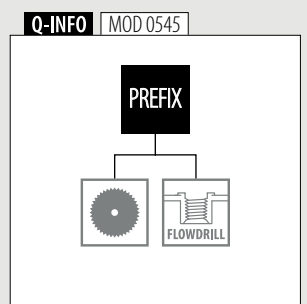
MOD 0947



Q-INFO MOD 0545



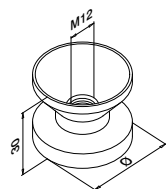
Q-INFO MOD 0947



Q-INFO MOD 0545

Stolper

Stolpe kerne



MOD 3501

304 Rå

INDOOR

Ø



133501-242 42,4 x 2,0

QS-274 464

2

133501-042 42,4 x 2,6

QS-274 464

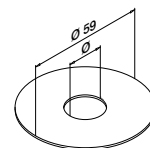
2

SELL OUT



Stolper

Skive



MOD 5080 / 5081

Tilbehør

Ø



205080

18

20

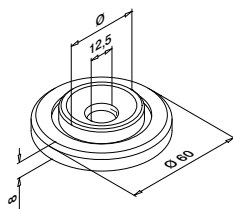
205081

12

20

Stolper

Rosette



MOD 0501

304 Børstet

INDOOR

Ø

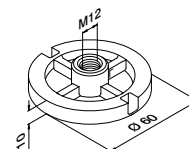


130501-042 42,4 x 2,0 + 42,4 x 2,6

2

Stolper

Dækkapper



MOD 0731

304 Børstet

INDOOR



130731

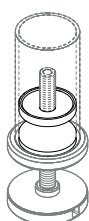
2



STOLPELÆNDSYSTEMER

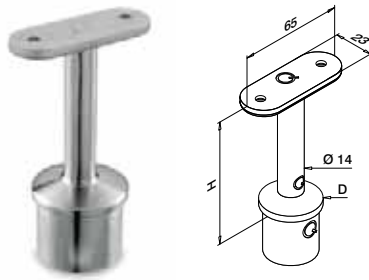
Q-LINE

Q-INFO MOD 3501



SELL OUT Kun så længe lager haves.

Til rundt rør
til fladt rør



MOD 0709

304		Børstet			
INDOOR	D	H			
130709-000-00-12	33,7 x 2,0	80	QS-12		2

MOD 0710

304		Børstet			
INDOOR	D	H			
130710-000-00-12	42,4 x 2,0	81	QS-12		2
316		Børstet			
OUTDOOR	D	H			
140710-000-00-12	42,4 x 2,0	81	QS-13		2

MOD 0711

304		Børstet			
INDOOR	D	H			
130711-000-00-12	48,3 x 2,0	82	QS-12		2

MOD 0712

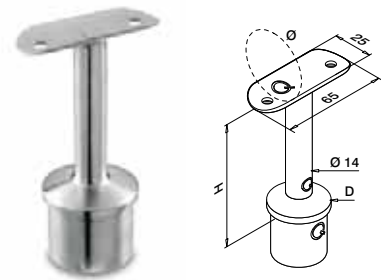
304		Børstet			
INDOOR	D	H			
SELL OUT 130712-000-00-12	42,4 x 2,6	81	QS-12		2
316		Børstet			
OUTDOOR	D	H			
SELL OUT 140712-000-00-12	42,4 x 2,6	81	QS-13		2

MOD 0713

316		Børstet			
OUTDOOR	D	H			
140713-000-00-12	48,3 x 2,6	82	QS-13		2



Til rundt rør



MOD 0709

304		Børstet			
INDOOR	D	Ø	H		
130709-033-00-12	33,7 x 2,0	33,7	78	QS-10	
130709-042-00-12	33,7 x 2,0	42,4	78	QS-10	

MOD 0710

304		Børstet			
INDOOR	D	Ø	H		
130710-042-00-12	42,4 x 2,0	42,4	79	QS-10	
130710-048-00-12	42,4 x 2,0	48,3	79	QS-10	
316		Børstet			
OUTDOOR	D	Ø	H		
140710-042-00-12	42,4 x 2,0	42,4	79	QS-11	
316		Poleret			
OUTDOOR	D	Ø	H		
140710-042-00-10	42,4 x 2,0	42,4	79	QS-11	

MOD 0711

304		Børstet			
INDOOR	D	Ø	H		
130711-048-00-12	48,3 x 2,0	48,3	80	QS-10	
316		Børstet			
OUTDOOR	D	Ø	H		
140711-048-00-12	48,3 x 2,0	48,3	80	QS-11	

MOD 0712


304		Børstet			
INDOOR	D	Ø	H		
SELL OUT 130712-042-00-12	42,4 x 2,6	42,4	79	QS-10	
SELL OUT 130712-048-00-12	42,4 x 2,6	48,3	79	QS-10	
316		Børstet			
OUTDOOR	D	Ø	H		
SELL OUT 140712-042-00-12	42,4 x 2,6	42,4	79	QS-11	

MOD 0713

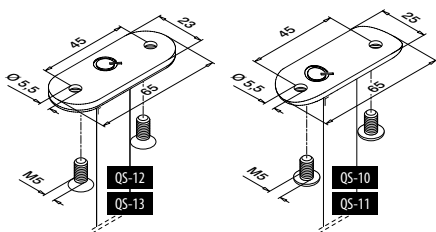
304		Børstet			
INDOOR	D	Ø	H		
130713-042-00-12	48,3 x 2,6	42,4	80	QS-10	
130713-048-00-12	48,3 x 2,6	48,3	80	QS-10	
316		Børstet			
OUTDOOR	D	Ø	H		
140713-042-00-12	48,3 x 2,6	42,4	80	QS-11	
140713-048-00-12	48,3 x 2,6	48,3	80	QS-11	



Q-INFO 316

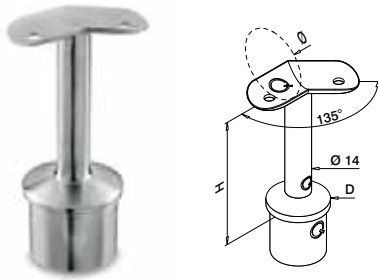


Q-INFO



SELL OUT Kun så længe lager haves.

Til rundt rør



MOD 0710

304		Børstet							
INDOOR	D	Ø	H						
130710-042-45-12	42,4 x 2,0	42,4	79	QS-10	472	2			
316		Børstet							
OUTDOOR	D	Ø	H						
140710-042-45-12	42,4 x 2,0	42,4	79	QS-11	472	2			

MOD 0711


316		Børstet							
OUTDOOR	D	Ø	H						
140711-048-45-12	48,3 x 2,0	48,3	80	QS-11	472	2			

MOD 0712

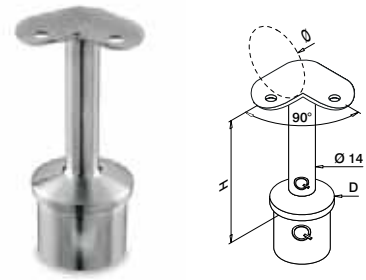
304		Børstet							
INDOOR	D	Ø	H						
130712-042-45-12	42,4 x 2,6	42,4	79	QS-10	472	2			
316		Børstet							
OUTDOOR	D	Ø	H						
140712-042-45-12	42,4 x 2,6	42,4	79	QS-11	472	2			

MOD 0713

316		Børstet							
OUTDOOR	D	Ø	H						
140713-048-45-12	48,3 x 2,6	48,3	80	QS-11	472	2			



Til rundt rør



MOD 0709

304		Børstet							
INDOOR	D	Ø	H						
130709-033-90-12	33,7 x 2,0	33,7	78	QS-10	472	2			
130709-042-90-12	33,7 x 2,0	42,4	78	QS-10	472	2			

MOD 0710

304		Børstet							
INDOOR	D	Ø	H						
130710-042-90-12	42,4 x 2,0	42,4	79	QS-10	472	2			
130710-048-90-12	42,4 x 2,0	48,3	79	QS-10	472	2			

316		Børstet							
OUTDOOR	D	Ø	H						
140710-042-90-12	42,4 x 2,0	42,4	79	QS-11	472	2			

316		Poleret							
OUTDOOR	D	Ø	H						
140710-042-90-10	42,4 x 2,0	42,4	79	QS-11	472	2			

MOD 0711

304		Børstet							
INDOOR	D	Ø	H						
130711-048-90-12	48,3 x 2,0	48,3	80	QS-10	472	2			

316		Børstet							
OUTDOOR	D	Ø	H						
140711-048-90-12	48,3 x 2,0	48,3	80	QS-11	472	2			

MOD 0712

304		Børstet							
INDOOR	D	Ø	H						
130712-042-90-12	42,4 x 2,6	42,4	79	QS-10	472	2			

316		Børstet							
OUTDOOR	D	Ø	H						
140712-042-90-12	42,4 x 2,6	42,4	79	QS-11	472	2			

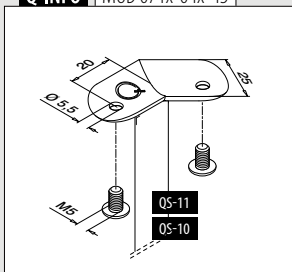
MOD 0713

304		Børstet							
INDOOR	D	Ø	H						
130713-042-90-12	48,3 x 2,6	42,4	80	QS-10	472	2			
130713-048-90-12	48,3 x 2,6	48,3	80	QS-10	472	2			

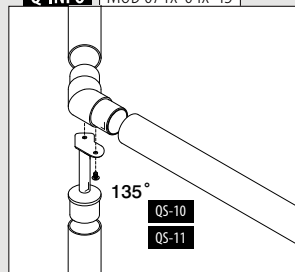
316		Børstet							
OUTDOOR	D	Ø	H						
140713-048-90-12	48,3 x 2,6	48,3	80	QS-11	472	2			



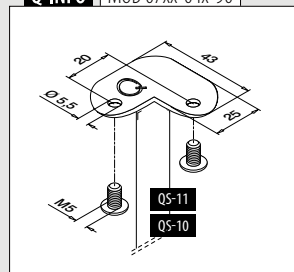
Q-INFO | MOD 071x-04x-45



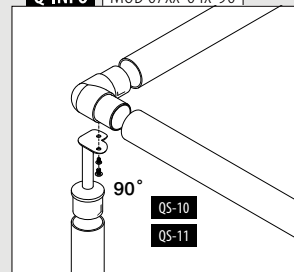
Q-INFO | MOD 071x-04x-45



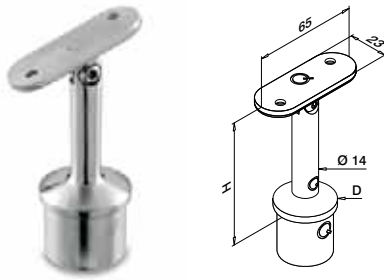
Q-INFO | MOD 07xx-04x-90



Q-INFO | MOD 07xx-04x-90



Til rundt rør
til fladt rør



MOD 0717

304		Børstet			
INDOOR	D	H			
130717-000-12	33,7 x 2,0	80	QS-12	472	2

SELL OUT

MOD 0718

304		Børstet			
INDOOR	D	H			
130718-000-12	42,4 x 2,0	81	QS-12	472	2

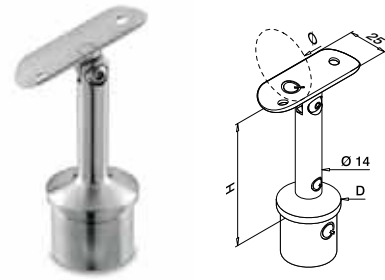
MOD 0720

304		Børstet			
INDOOR	D	H			
130720-000-12	42,4 x 2,6	81	QS-12	472	2

SELL OUT



Til rundt rør



MOD 0717

304		Børstet			
INDOOR	D	Ø	H		
130717-033-12	33,7 x 2,0	33,7	78	QS-10	472 2
130717-042-12	33,7 x 2,0	42,4	78	QS-10	472 2

MOD 0718

304		Børstet			
INDOOR	D	Ø	H		
130718-042-12	42,4 x 2,0	42,4	79	QS-10	472 2
130718-048-12	42,4 x 2,0	48,3	79	QS-10	472 2

316 Børstet
OUTDOOR

140718-042-12	42,4 x 2,0	42,4	79	QS-11	472 2
140718-048-12	42,4 x 2,0	48,3	79	QS-11	472 2

316 Poleret
OUTDOOR

140718-042-10	42,4 x 2,0	42,4	79	QS-11	472 2
---------------	------------	------	----	-------	-------

MOD 0719

304		Børstet			
INDOOR	D	Ø	H		
130719-048-12	48,3 x 2,0	48,3	80	QS-10	472 2

316 Børstet
OUTDOOR

140719-048-12	48,3 x 2,0	48,3	80	QS-11	472 2
---------------	------------	------	----	-------	-------

MOD 0720

304		Børstet			
INDOOR	D	Ø	H		
130720-042-12	42,4 x 2,6	42,4	79	QS-10	472 2
130720-048-12	42,4 x 2,6	48,3	79	QS-10	472 2

SELL OUT

SELL OUT

316 Børstet
OUTDOOR

140720-042-12	42,4 x 2,6	42,4	79	QS-11	472 2
---------------	------------	------	----	-------	-------

SELL OUT

MOD 0721


304		Børstet			
INDOOR	D	Ø	H		
130721-042-12	48,3 x 2,6	42,4	80	QS-10	472 2
130721-048-12	48,3 x 2,6	48,3	80	QS-10	472 2

316 Børstet
OUTDOOR

140721-042-12	48,3 x 2,6	42,4	80	QS-11	472 2
140721-048-12	48,3 x 2,6	48,3	80	QS-11	472 2



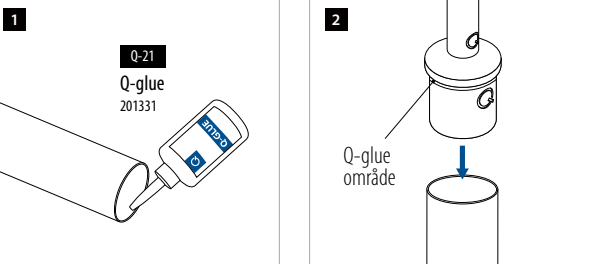
Q-INFO 304 316



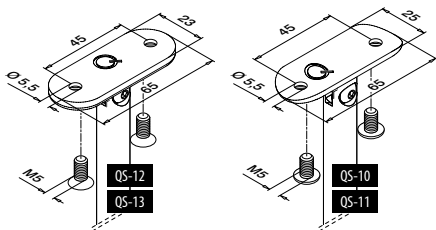
Poleret

Børstet

Q-INFO



Q-INFO



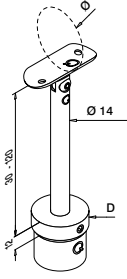
SELL OUT

Kun så længe lager haves.



Til rundt rør

Justerbar højde

**MOD 0697**

304		Børstet			
INDOOR	D	Ø			
130697-042	42,4 x 2,0	42,4	QS-10	472	2
316		Børstet			
OUTDOOR	D	Ø			
140697-042	42,4 x 2,0	42,4	QS-11	472	2

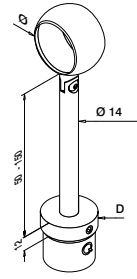
MOD 0699

304		Børstet			
INDOOR	D	Ø			
130699-048	48,3 x 2,0	48,3	QS-10	472	2
316		Børstet			
OUTDOOR	D	Ø			
140699-048	48,3 x 2,0	48,3	QS-11	472	2

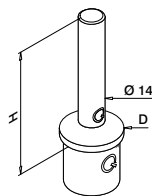


Til rundt rør

Justerbar højde

**MOD 0714**

304		Børstet			
INDOOR	D	Ø			
130714-042	42,4 x 2,6	42,4			2
130714-048	48,3 x 2,6	48,3			2

**MOD 0695**

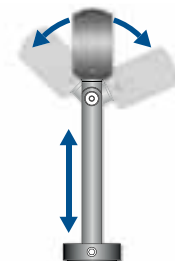
304		Børstet			
INDOOR	D	H			
130695	42,4 x 2,0	79			2
316		Børstet			
OUTDOOR	D	H			
140695	42,4 x 2,0	79			2

MOD 0696

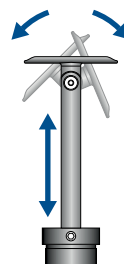
316		Børstet			
OUTDOOR	D	H			
140696	48,3 x 2,0	80			2



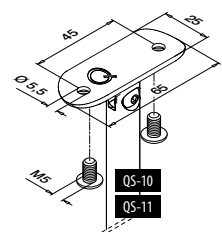
Q-INFO | MOD 0714

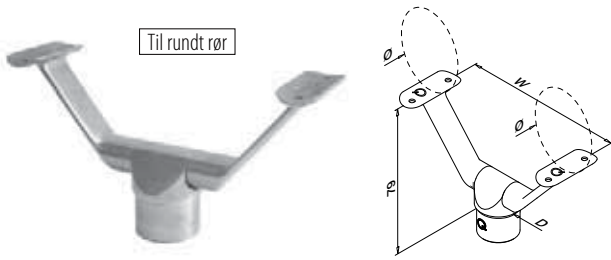


Q-INFO | MOD 0697 / 0699



Q-INFO | MOD 0697 / 0699





MOD 0693

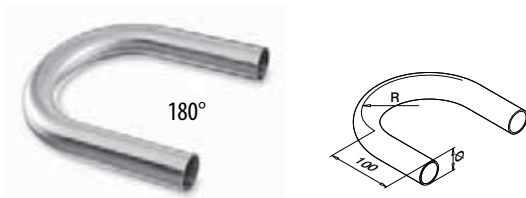
316	Børstet					
OUTDOOR	D	Ø	W			
140693-042-12	42,4 x 2,0	42,4	170	QS-11	472	2

MOD 0694

316	Børstet					
OUTDOOR	D	Ø	W			
140694-048-12	48,3 x 2,0	48,3	194	QS-11	472	2



International Design Model Protection

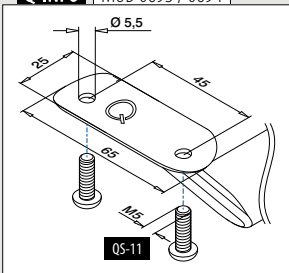


MOD 0906

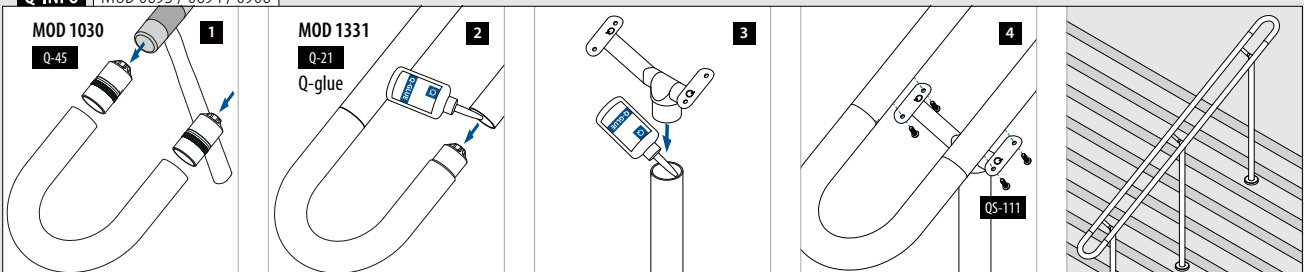
304	Børstet			
INDOOR	Ø	R		
130906-242-12	42,4 x 2,0	85	1	
130906-248-12	48,3 x 2,0	97	1	

316	Børstet			
OUTDOOR	Ø	R		
140906-242-12	42,4 x 2,0	85	1	
140906-248-12	48,3 x 2,0	97	1	

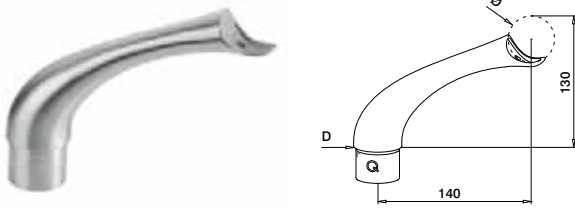
Q-INFO MOD 0693 / 0694



Q-INFO MOD 0693 / 0694 / 0906



Til rundt rør



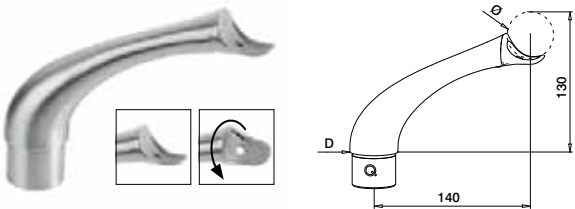
MOD 0706

304		Børstet				
INDOOR		D	Ø			
130706	42,4 x 2,0	42,4	QS-83	472	2	
316		Børstet				
OUTDOOR		D	Ø			
140706	42,4 x 2,0	42,4	QS-84	472	2	



International Design Model Protection

Til rundt rør



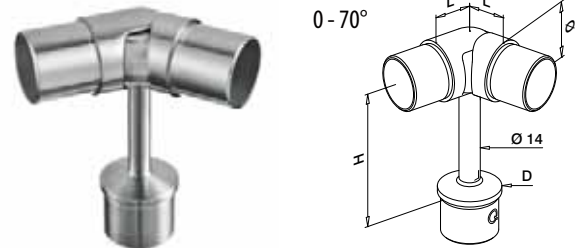
MOD 0704

316		Børstet				
OUTDOOR		D	Ø			
140704	42,4 x 2,0	42,4	QS-84	472	2	



International Design Model Protection

Til rundt rør



MOD 0736

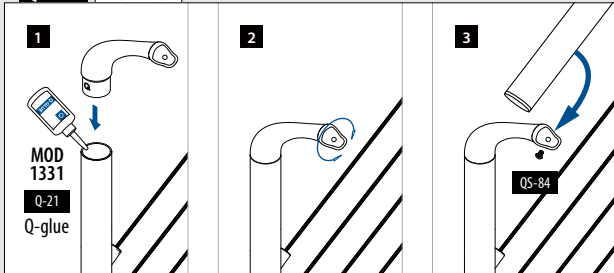
304		Børstet				
INDOOR		D	Ø	H	L	
130736-242	42,4 x 2,0	42,4 x 2,0	42,4 x 2,0	100	27	2
316		Børstet				
OUTDOOR		D	Ø	H	L	
140736-242	42,4 x 2,0	42,4 x 2,0	42,4 x 2,0	100	27	2

MOD 0737

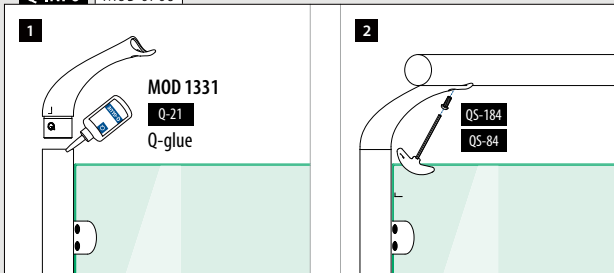
316		Børstet				
OUTDOOR		D	Ø	H	L	
140737-248	48,3 x 2,0	48,3 x 2,0	48,3 x 2,0	100	30	2



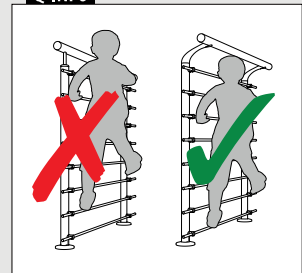
Q-INFO MOD 0704



Q-INFO MOD 0706



Q-INFO

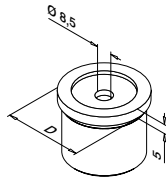


Håndlister

Håndliste adapter

Stolpemontering

Til rundt rør til fladt rør



MOD 0730

304	Børstet			
INDOOR	D			
130730-000	33,7 x 2,0	QS-26	472	2

MOD 0725

304	Børstet			
INDOOR	D			
130725-000	42,4 x 2,0	QS-26	472	2

316	Børstet			
OUTDOOR				
140725-000	42,4 x 2,0	QS-27	472	2

MOD 0727

304	Børstet			
INDOOR	D			
SELL OUT 130727-000	42,4 x 2,6	QS-26	472	2

316	Børstet			
OUTDOOR				
SELL OUT 140727-000	42,4 x 2,6	QS-27	472	2

MOD 0726

304	Børstet			
INDOOR	D			
130726-000	48,3 x 2,0	QS-26	472	2

MOD 0728

304	Børstet			
INDOOR	D			
SELL OUT 130728-000	48,3 x 2,6	QS-26	472	2



Håndlister

Håndliste adapter

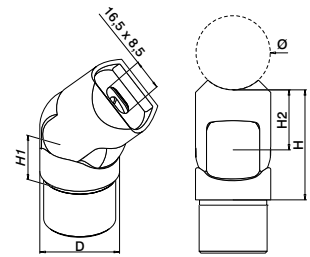
Justerbar

Stolpemontering

Til rundt rør



0-70°



MOD 0776

304	Børstet							
INDOOR	D	Ø	H1	H2	H			
130776-042-12	42,4 x 2,0	42,4	27	35	62	QS-26	472	2

316	Børstet							
OUTDOOR								
140776-042-12	42,4 x 2,0	42,4	27	35	62	QS-27	472	2

MOD 0777

304	Børstet							
INDOOR	D	Ø	H1	H2	H			
130777-048-12	48,3 x 2,0	48,3	30	38	68	QS-26	472	2

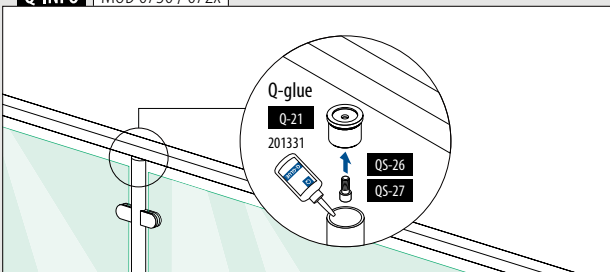
316	Børstet							
OUTDOOR								
140777-048-12	48,3 x 2,0	48,3	30	38	68	QS-27	472	2



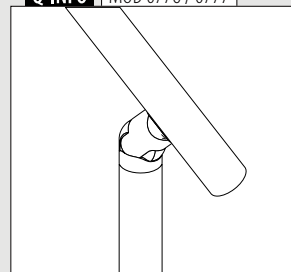
International Design Model Protection

SELL OUT Kun så længe lager haves.

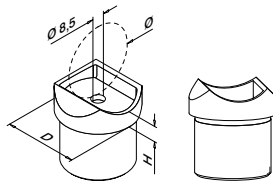
Q-INFO MOD 0730 / 072x



Q-INFO MOD 0776 / 0777



Til rundt rør

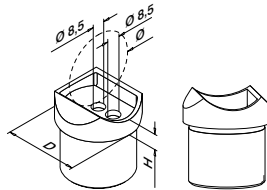


MOD 0774

304		Børstet			
INDOOR	D	Ø	H		
130774-12	33,7 x 2,0	33,7	8	QS-26	472 2

Passer til MOD 0303 forbinderer

Til rundt rør



MOD 0770

304		Børstet			
INDOOR	D	Ø	H		
130770-042-12	42,4 x 2,0	42,4	9	QS-26	472 2
316		Børstet			
OUTDOOR	D	Ø	H		
140770-042-12	42,4 x 2,0	42,4	9	QS-27	472 2
316		Poleret			
OUTDOOR	D	Ø	H		
140770-042-10	42,4 x 2,0	42,4	9	QS-27	472 2

MOD 0772

304		Børstet			
INDOOR	D	Ø	H		
SELL OUT 130772-042-12	42,4 x 2,6	42,4	9	QS-26	472 2
316		Børstet			
OUTDOOR	D	Ø	H		
SELL OUT 140772-042-12	42,4 x 2,6	42,4	9	QS-27	472 2

MOD 0771

304		Børstet			
INDOOR	D	Ø	H		
130771-048-12	48,3 x 2,0	48,3	11	QS-26	472 2
316		Børstet			
OUTDOOR	D	Ø	H		
140771-048-12	48,3 x 2,0	48,3	11	QS-27	472 2

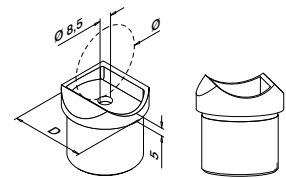
MOD 0773

304		Børstet			
INDOOR	D	Ø	H		
130773-048-12	48,3 x 2,6	48,3	11	QS-26	472 2
316		Børstet			
OUTDOOR	D	Ø	H		
140773-048-12	48,3 x 2,6	48,3	11	QS-27	472 2



Passer til MOD 0303 forbinderer

Til rundt rør



MOD 0730

304		Børstet			
INDOOR	D	Ø	H		
130730-042	33,7 x 2,0	42,4	8	QS-26	472 2


MOD 0725

304		Børstet			
INDOOR	D	Ø	H		
130725-048	42,4 x 2,0	48,3	9	QS-26	472 2
316		Børstet			
OUTDOOR	D	Ø	H		
140725-048	42,4 x 2,0	48,3	9	QS-27	472 2

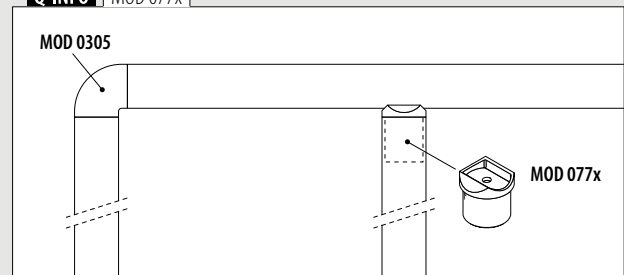


Passer ikke til MOD 0303 forbinderer

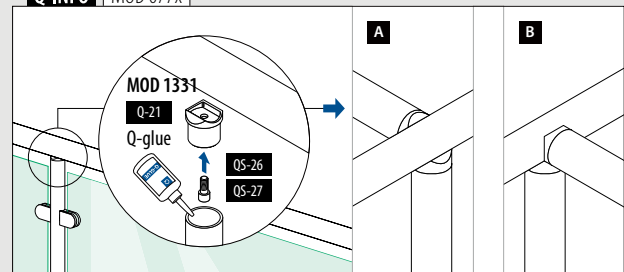
Q-INFO 316



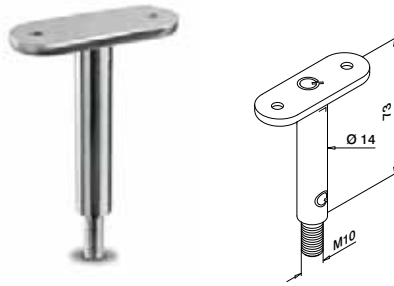
Q-INFO MOD 077x



Q-INFO MOD 077x



Til fladt rør



MOD 0810

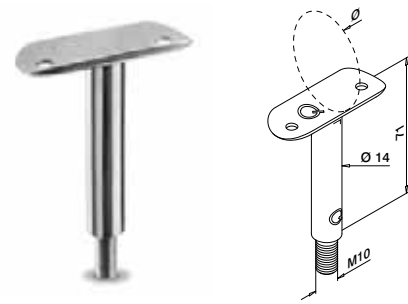
304 Børstet

INDOOR

SELL OUT	130810-000-00	QS-12 472	2
----------	---------------	-----------	---



Til rundt rør



MOD 0810

304 Børstet

INDOOR

	\emptyset		
130810-042-00	42,4	QS-10 472	2
130810-048-00	48,3	QS-10 472	2

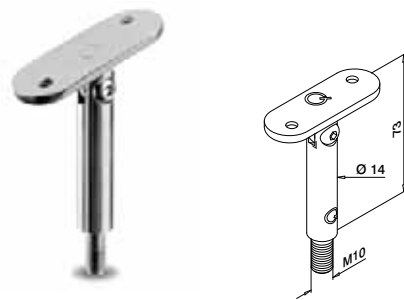
316 Børstet

OUTDOOR

140810-042-00	42,4	QS-11 472	2
140810-048-00	48,3	QS-11 472	2



Til fladt rør



MOD 0818

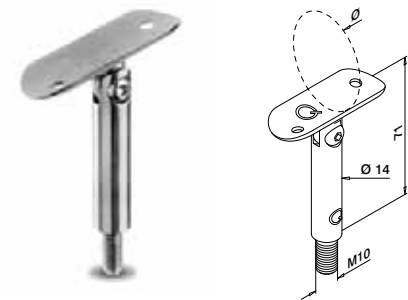
304 Børstet

INDOOR

130818-000	QS-12 472	2
------------	-----------	---



Til rundt rør



MOD 0818

304 Børstet

INDOOR

	\emptyset		
130818-042	42,4	QS-10 472	2
130818-048	48,3	QS-10 472	2

316 Børstet

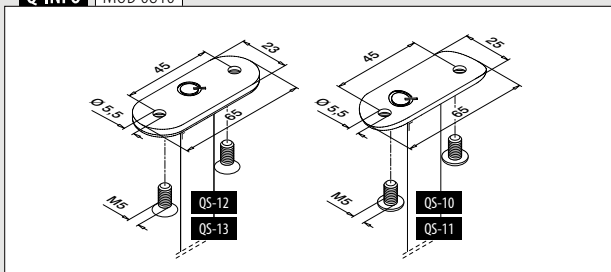
OUTDOOR

140818-042	42,4	QS-11 472	2
140818-048	48,3	QS-11 472	2

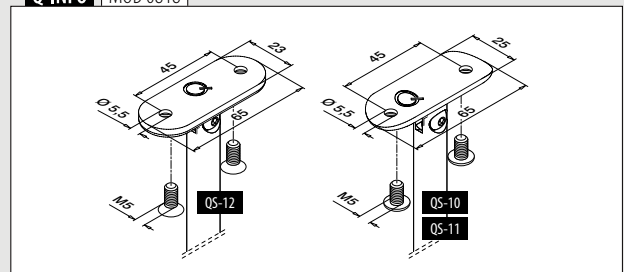


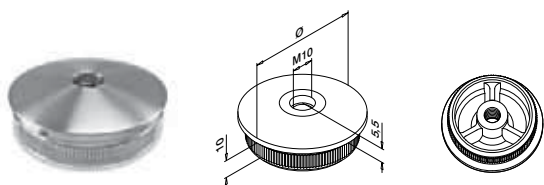
SELL OUT Kun så længe lager haves.

Q-INFO | MOD 0810



Q-INFO | MOD 0818

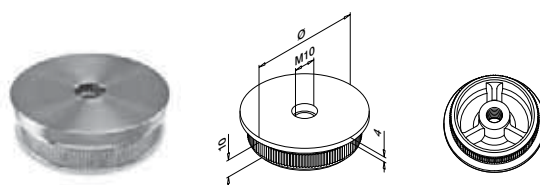


**MOD 5735 - EASY HIT®****304** Børstet**INDOOR**

	Ø	
135735-242	42,4 x 2,0	2
135735-042	42,4 x 2,6	2
135735-248	48,3 x 2,0	2
135735-048	48,3 x 2,6	2

SELL
OUT**316** Børstet**OUTDOOR**

145735-242	42,4 x 2,0	2
145735-042	42,4 x 2,6	2
145735-248	48,3 x 2,0	2
145735-048	48,3 x 2,6	2
145735-060	60,3 x 2,0	2

SELL
OUTSELL
OUT**MOD 5736 - EASY HIT®****304** Børstet**INDOOR**

	Ø	
135736-242	42,4 x 2,0	2
135736-042	42,4 x 2,6	2
135736-248	48,3 x 2,0	2
135736-048	48,3 x 2,6	2

SELL
OUT**316** Børstet**OUTDOOR**

145736-242	42,4 x 2,0	2
145736-248	48,3 x 2,0	2



Til fladt rør

**MOD 3302****316** Børstet**OUTDOOR**

	Ø	
143302-000-12	QS-12 472	2



Til rundt rør

**MOD 3302****316** Børstet**OUTDOOR**

	Ø	
143302-042-12	42,4	QS-11 472 2
143302-048-12	48,3	QS-11 472 2



Tilslutningsplader til håndliste

Til fladt rør



MOD 1810

304		Børstet		
INDOOR				
131810-000-12	QS-48	472 / QS-10	472	8
316		Børstet		
OUTDOOR				
141810-000-12	QS-89	472 / QS-11	472	8



Til rundt rør

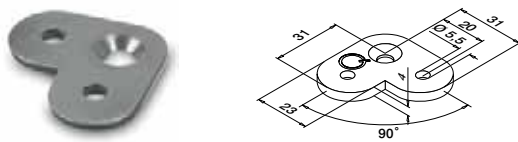


MOD 1810

304		Børstet			
INDOOR					
131810-033-12	33,7	QS-48	472 / QS-10	472	8
131810-042-12	42,4	QS-48	472 / QS-10	472	8
131810-048-12	48,3	QS-48	472 / QS-10	472	8
316		Børstet			
OUTDOOR					
141810-042-12	42,4	QS-89	472 / QS-11	472	8
141810-048-12	48,3	QS-89	472 / QS-11	472	8



Til fladt rør

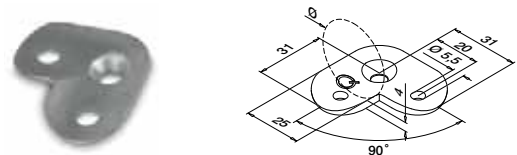


MOD 1802

304		Børstet		
INDOOR				
131802-000	QS-48	472 / QS-10	472	8



Til rundt rør

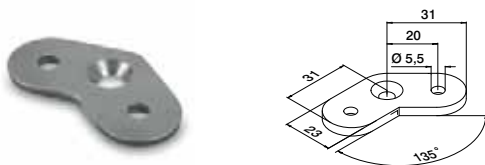


MOD 1802

304		Børstet			
INDOOR					
131802-042	42,4	QS-48	472 / QS-10	472	8
131802-048	48,3	QS-48	472 / QS-10	472	8



Til fladt rør

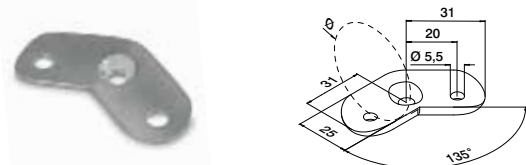


MOD 1801

304		Børstet		
INDOOR				
131801-000	QS-48	472 / QS-10	472	8



Til rundt rør



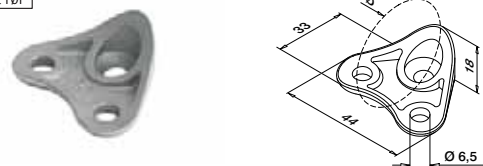
MOD 1801

304		Børstet			
INDOOR					
131801-042	42,4	QS-48	472 / QS-10	472	8
131801-048	48,3	QS-48	472 / QS-10	472	8

SELL OUT



Til rundt rør

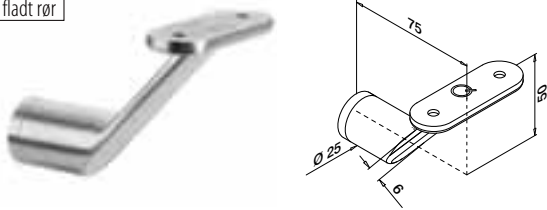


MOD 1820

316		Børstet			
OUTDOOR					
141820-042-12	42,4	QS-89	472 / QS-11	472	8

Passer til MOD 0305 forbinderer
International Design Model Protection

Til fladt rør




MOD 0123

304		Børstet		
INDOOR				
130123-000-12	QS-12	472 / QS-21	472	2
316		Børstet		
OUTDOOR				
140123-000-12	QS-13	472 / QS-22	472	2



International Design Model Protection

Til fladt rør
til rundt rør



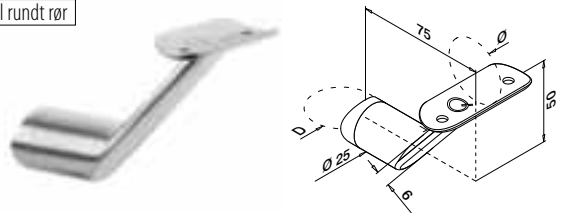
MOD 0123

304		Børstet			
INDOOR					
130123-042-12	42,4	QS-10	472 / QS-21	472	2
130123-048-12	48,3	QS-10	472 / QS-21	472	2
316		Børstet			
OUTDOOR					
140123-042-12	42,4	QS-11	472 / QS-22	472	2



International Design Model Protection

Til rundt rør



MOD 0124

304		Børstet				
INDOOR						
130124-042-12	42,4	42,4	QS-10	472 / QS-21	472	2
316		Børstet				
OUTDOOR						
140124-042-12	42,4	42,4	QS-11	472 / QS-22	472	2

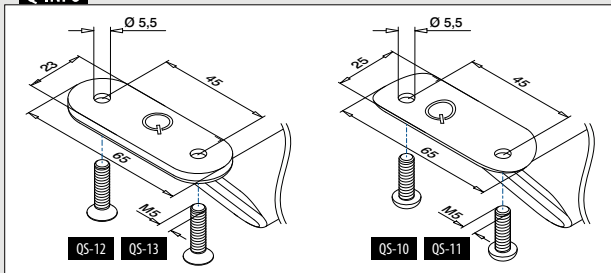
MOD 0125

304		Børstet				
INDOOR						
130125-042-12	48,3	42,4	QS-10	472 / QS-21	472	2
130125-048-12	48,3	48,3	QS-10	472 / QS-21	472	2
316		Børstet				
OUTDOOR						
140125-048-12	48,3	48,3	QS-11	472 / QS-22	472	2

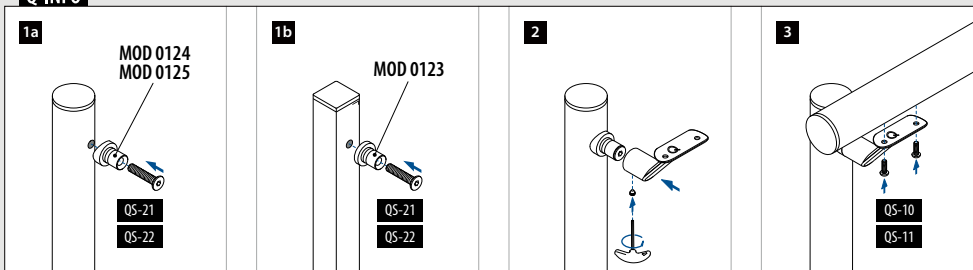


International Design Model Protection

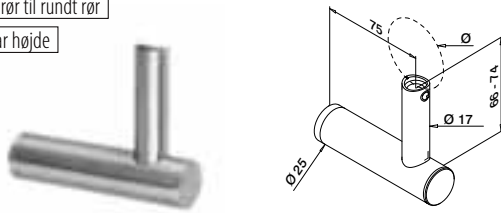
Q-INFO



Q-INFO



Til fladt rør til rundt rør
Justerbar højde



MOD 0147

304

Børstet

INDOOR

Ø



SELL OUT	130147-044	42,4 / 48,3	QS-21	472 / QS-25	472	2
----------	------------	-------------	-------	-------------	-----	---

316

Børstet

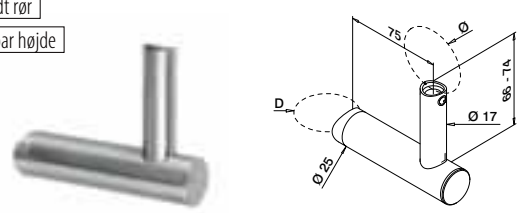
OUTDOOR

SELL OUT	140147-044	42,4 / 48,3	QS-22	472 / QS-71	472	2
----------	------------	-------------	-------	-------------	-----	---



International Design Model Protection

Til rundt rør
Justerbar højde



MOD 0143

304

Børstet

INDOOR

D

Ø



SELL OUT	130143-044-12	42,4	42,4 / 48,3	QS-21	472 / QS-25	472	2
----------	---------------	------	-------------	-------	-------------	-----	---

MOD 0144

304

Børstet

INDOOR

D

Ø

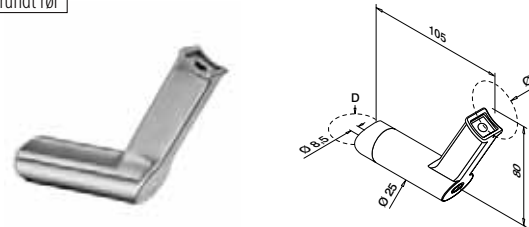


SELL OUT	130144-044-12	48,3	42,4 / 48,3	QS-21	472 / QS-25	472	2
----------	---------------	------	-------------	-------	-------------	-----	---



International Design Model Protection

Til rundt rør



MOD 9330

304

Børstet

INDOOR

D

Ø

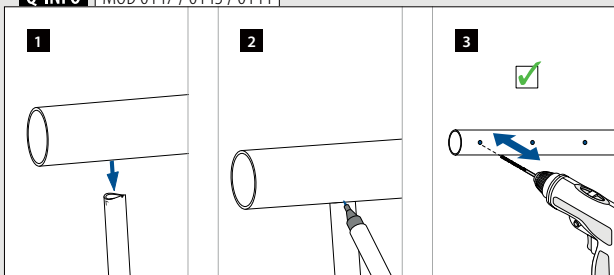


SELL OUT	139330-042	42,4	42,4	QS-21	472 / QS-25	472	2
----------	------------	------	------	-------	-------------	-----	---

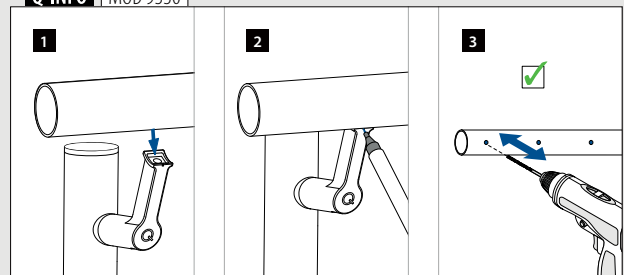


SELL OUT Kun så længe lager haves.

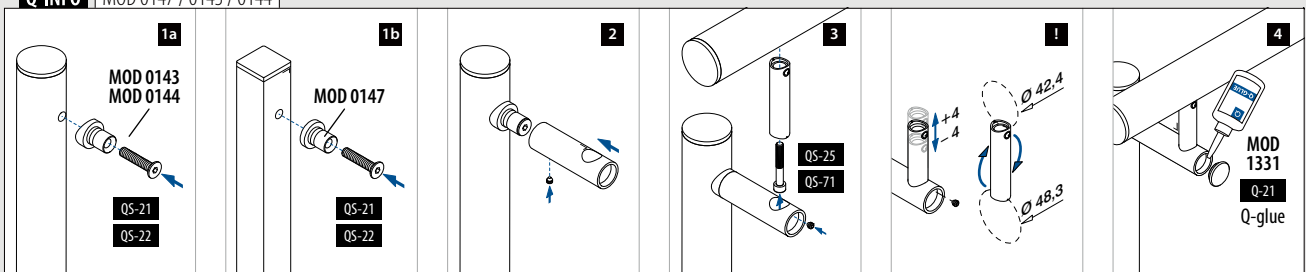
Q-INFO MOD 0147 / 0143 / 0144



Q-INFO MOD 9330

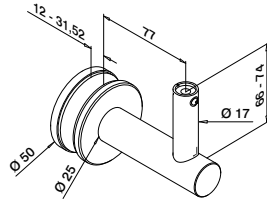


Q-INFO MOD 0147 / 0143 / 0144



Til fladt rør

Justerbar højde



MOD 0148

304

Børstet

INDOOR

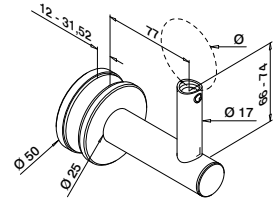
SELL OUT	130148-000-12	QS-24	472	2
----------	---------------	-------	-----	---



International Design Model Protection

Til rundt rør

Justerbar højde



MOD 0148

304

Børstet

INDOOR

SELL OUT	130148-044-12	42,4 / 48,3	QS-25	472	2
----------	---------------	-------------	-------	-----	---

316

Børstet

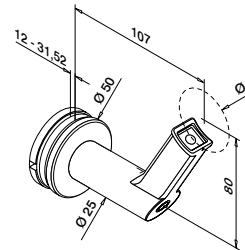
OUTDOOR

SELL OUT	140148-044-12	42,4 / 48,3	QS-71	472	2
----------	---------------	-------------	-------	-----	---



International Design Model Protection

Til rundt rør



MOD 9350

304

Børstet

INDOOR

SELL OUT	139350-042	42,4	QS-25	472	2
----------	------------	------	-------	-----	---

SELL OUT	139350-048	48,3	QS-25	472	2
----------	------------	------	-------	-----	---

316

Børstet

OUTDOOR

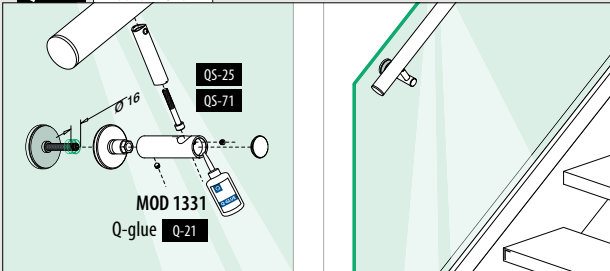
SELL OUT	149350-042	42,4	QS-71	472	2
----------	------------	------	-------	-----	---

SELL OUT	149350-048	48,3	QS-71	472	2
----------	------------	------	-------	-----	---

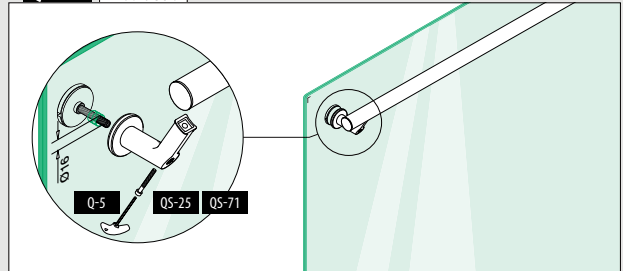


SELL OUT Kun så længe lager haves.

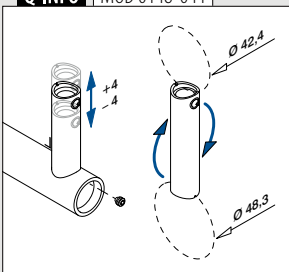
Q-INFO MOD 0148-044



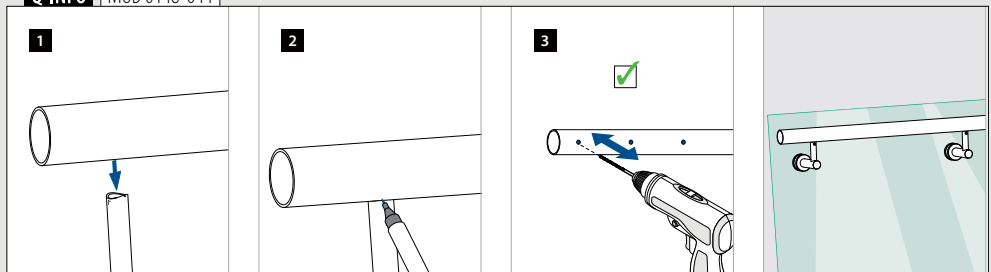
Q-INFO MOD 9350



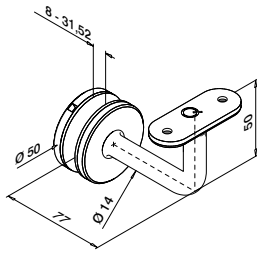
Q-INFO MOD 0148-044



Q-INFO MOD 0148-044



Til fladt rør

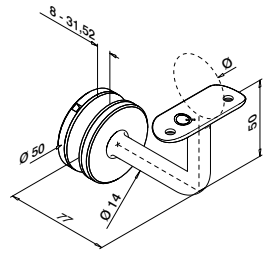


MOD 0117

304 Børstet			
INDOOR			
130117-000-12	QS-12	472	2
316 Børstet			
OUTDOOR			
140117-000-12	QS-13	472	2



Til rundt rør

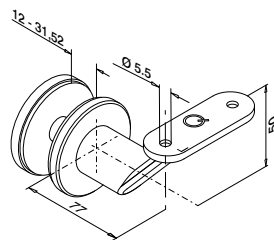


MOD 0117

304 Børstet				
INDOOR				
130117-033-12	33,7	QS-10	472	2
130117-042-12	42,4	QS-10	472	2
130117-048-12	48,3	QS-10	472	2
316 Børstet				
OUTDOOR				
140117-042-12	42,4	QS-11	472	2
140117-048-12	48,3	QS-11	472	2
316 Poleret				
OUTDOOR				
140117-042-10	42,4	QS-11	472	2
140117-048-10	48,3	QS-11	472	2



Til fladt rør

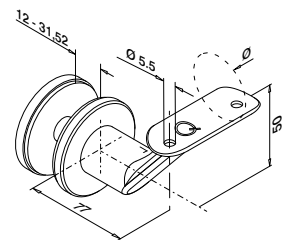


MOD 0129

304 Børstet			
INDOOR			
130129-000-12	QS-12	472	2
316 Børstet			
OUTDOOR			
140129-000-12	QS-13	472	2



Til rundt rør

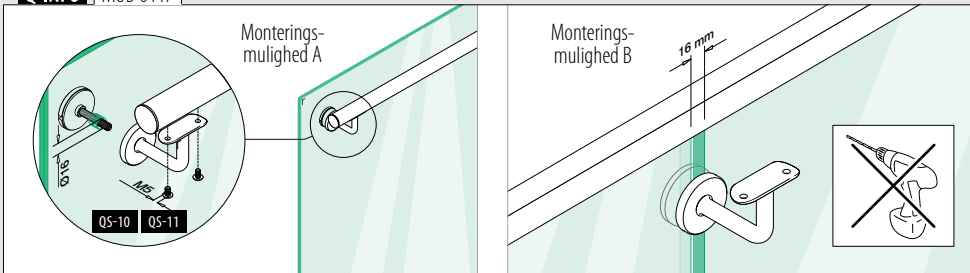


MOD 0129


304 Børstet				
INDOOR				
130129-042-12	42,4	QS-10	472	2
130129-048-12	48,3	QS-10	472	2
316 Børstet				
OUTDOOR				
140129-042-12	42,4	QS-11	472	2
140129-048-12	48,3	QS-11	472	2



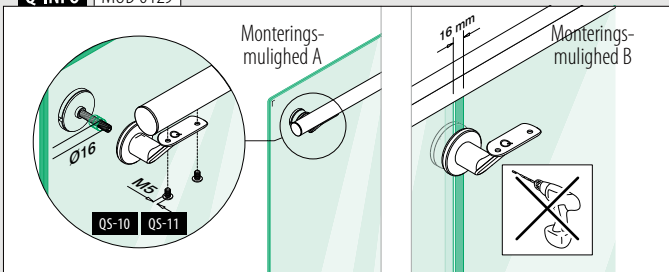
Q-INFO MOD 0117



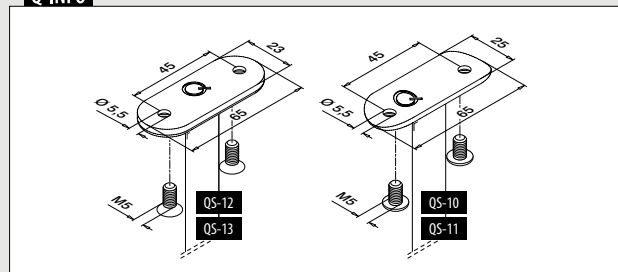
Q-INFO 316



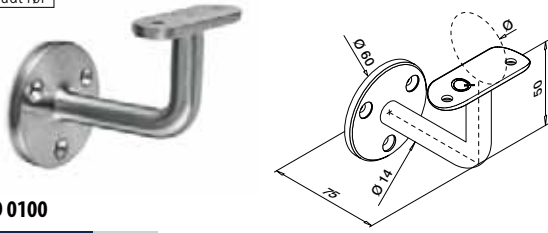
Q-INFO MOD 0129



Q-INFO



Til fladt rør

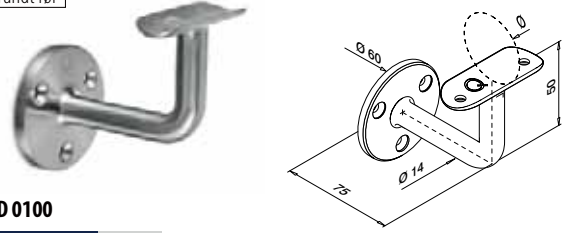


MOD 0100

304	Børstet		
INDOOR			
130100-000-12	QS-7 471 / QS-12 472 / QS-87 470	2	
304	Black Line		
INDOOR			
130100-000-82	QS-7 471 / QS-12 472 / QS-87 470	2	
316	Børstet		
OUTDOOR			
140100-000-12	QS-50 471 / QS-13 472 / QS-87 470	2	



Til rundt rør

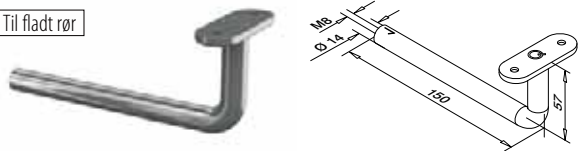


MOD 0100

304	Børstet		
INDOOR			
130100-042-12	42,4 QS-7 471 / QS-10 472 / QS-87 470	2	
130100-048-12	48,3 QS-7 471 / QS-10 472 / QS-87 470	2	
316	Børstet		
OUTDOOR			
140100-042-12	42,4 QS-50 471 / QS-11 472 / QS-87 470	2	
140100-048-12	48,3 QS-50 471 / QS-11 472 / QS-87 470	2	



Til fladt rør

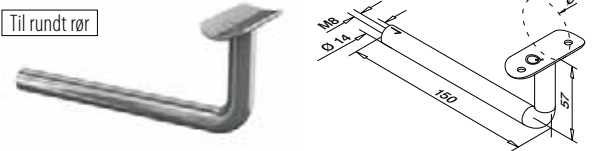


MOD 0809

304	Børstet		
INDOOR			
130809-000-12	QS-12 472	2	
316	Børstet		
OUTDOOR			
140809-000-12	QS-13 472	2	



Til rundt rør



MOD 0809

304	Børstet		
INDOOR			
130809-042-12	42,4 QS-10 472	2	
130809-048-12	48,3 QS-10 472	2	
316	Børstet		
OUTDOOR			
140809-042-12	42,4 QS-11 472	2	
140809-048-12	48,3 QS-11 472	2	



Vægflanger til håndlistestøtter MOD 0809

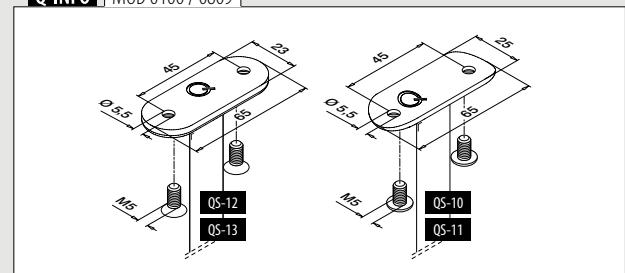


MOD 1938

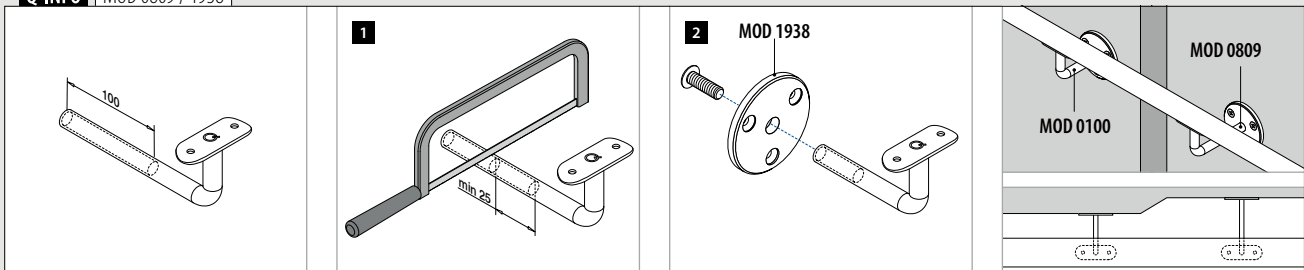
304	Børstet		
INDOOR			
131938-12	QS-7 471	2	
316	Børstet		
OUTDOOR			
141938-12	QS-50 471	2	



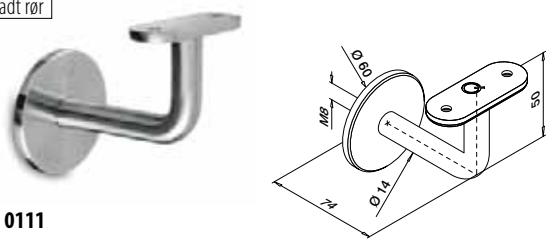
Q-INFO MOD 0100 / 0809



Q-INFO MOD 0809 / 1938



Til fladt rør

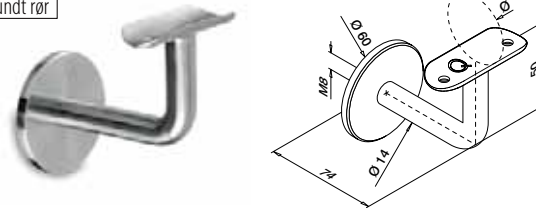


MOD 0111

304		Børstet		
INDOOR				
130111-000-12	QS-12	472		2
316		Børstet		
OUTDOOR				
140111-000-12	QS-13	472		2



Til rundt rør



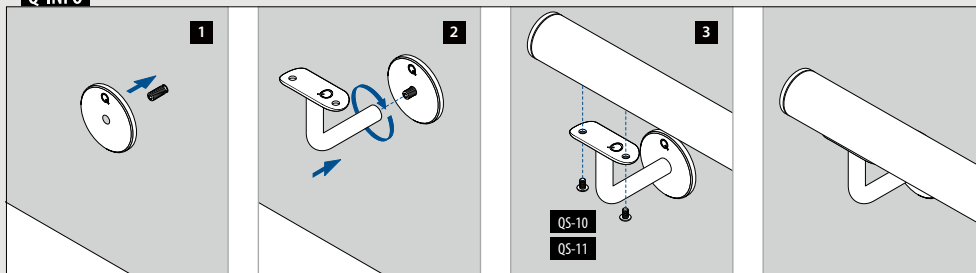
MOD 0111

304		Børstet		
INDOOR				
130111-033-12	33,7	QS-10	472	2
130111-042-12	42,4	QS-10	472	2
130111-048-12	48,3	QS-10	472	2
304		Poleret		
INDOOR				
SELL OUT 130111-042-10	42,4	QS-10	472	2
304		Black Line		
INDOOR				
NEW 130111-042-82	42,4	QS-10	472	2
316		Børstet		
OUTDOOR				
140111-042-12	42,4	QS-11	472	2
140111-048-12	48,3	QS-11	472	2
316		Poleret		
OUTDOOR				
140111-042-10	42,4	QS-11	472	2

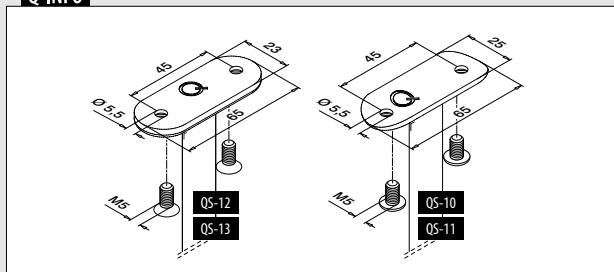


SELL OUT Kun så længe lager haves.

Q-INFO




Q-INFO



Q-INFO 316 304



10 Poleret

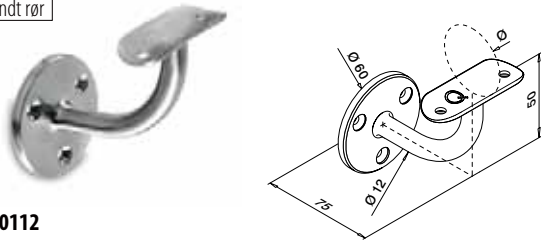


12 Børstet



82 RAL 9005 Pulverlakeret
Sort, mat, struktur overflade

Til rundt rør



MOD 0112

304		Børstet				
INDOOR		Ø				
130112-033-12	33,7	QS-7	471 / QS-10	472 / QS-87	470	2
130112-042-12	42,4	QS-7	471 / QS-10	472 / QS-87	470	2
130112-048-12	48,3	QS-7	471 / QS-10	472 / QS-87	470	2

304		Poleret				
INDOOR						
130112-042-10	42,4	QS-7	471 / QS-10	472 / QS-87	470	2

SELV
OUT

316		Børstet				
OUTDOOR						
140112-042-12	42,4	QS-50	471 / QS-11	472 / QS-87	470	2

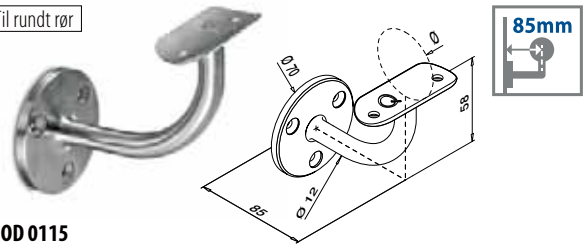
316		Poleret				
OUTDOOR						
140112-042-10	42,4	QS-50	471 / QS-11	472 / QS-87	470	2

Zink		Rustfrit stål effekt				
INDOOR						
100112-042	42,4	QS-7	471 / QS-10	472 / QS-87	470	2

SELV
OUT



Til rundt rør

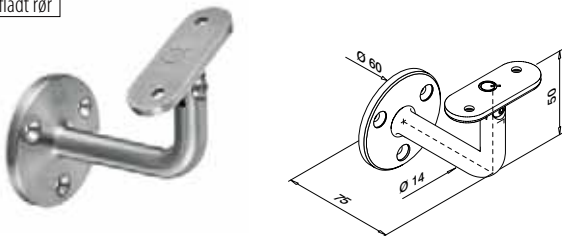


MOD 0115

304		Børstet				
INDOOR		Ø				
130115	42,4	QS-7	471 / QS-10	472 / QS-87	470	2



Til fladt rør

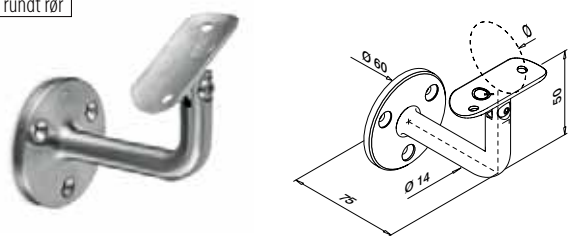


MOD 0102

304		Børstet				
INDOOR						
130102-000-12		QS-7	471 / QS-12	472 / QS-87	470	2



Til rundt rør



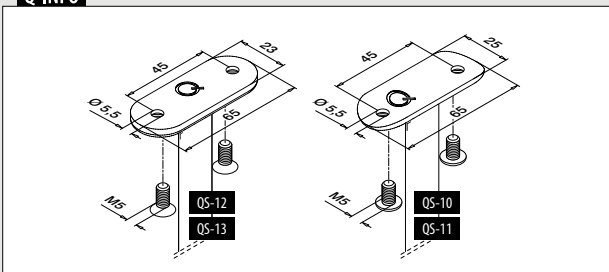
MOD 0102

304		Børstet				
INDOOR		Ø				
130102-042-12	42,4	QS-7	471 / QS-10	472 / QS-87	470	2
130102-048-12	48,3	QS-7	471 / QS-10	472 / QS-87	470	2

316		Børstet				
OUTDOOR						
140102-042-12	42,4	QS-50	471 / QS-11	472 / QS-87	470	2
140102-048-12	48,3	QS-50	471 / QS-11	472 / QS-87	470	2

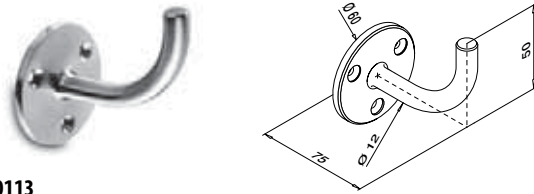


Q-INFO



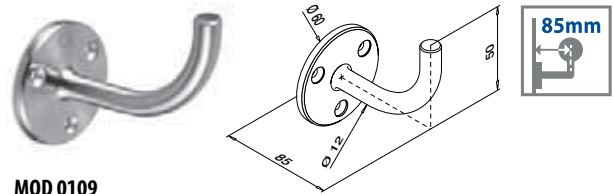
Q-INFO 304 316





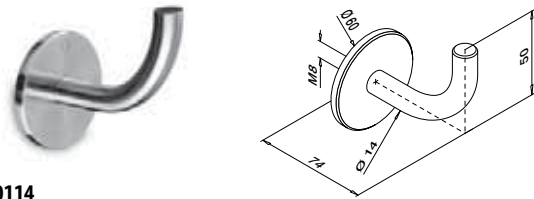
MOD 0113

304	Børstet		
INDOOR			
130113	QS-7 471 / QS-87 470	2	
316	Børstet		
OUTDOOR			
140113	QS-50 471 / QS-87 470	2	



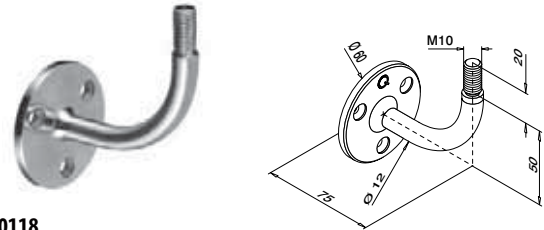
MOD 0109

304	Børstet		
INDOOR			
130109	QS-7 471 / QS-87 470	2	



MOD 0114

304	Børstet		
INDOOR			
SELL OUT 130114	QS-1 471	2	
316	Børstet		
OUTDOOR			
SELL OUT 140114	QS-2 471	2	



MOD 0118

304	Børstet		
INDOOR			
130118	QS-7 471 / QS-87 470	2	




MOD 0519

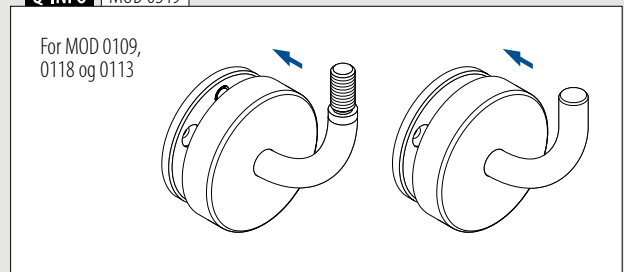
316	Børstet		
OUTDOOR			
140519		2	
Zink	Rustfrit stål effekt		
INDOOR			
SELL OUT 100519		2	

SELL OUT Kun så længe lager haves.

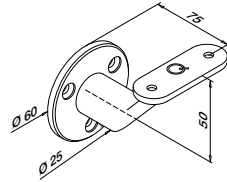
Q-INFO | MOD 0118



Q-INFO | MOD 0519



Til fladt rør



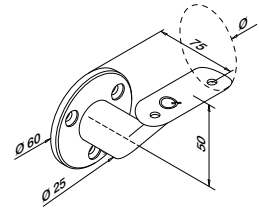
MOD 0126

304	Børstet		
INDOOR			
130126-000-12		QS-12	472
			2
316	Børstet		
OUTDOOR			
140126-000-12		QS-13	472
			2



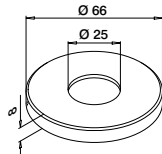
International Design Model Protection

Til rundt rør



MOD 0126

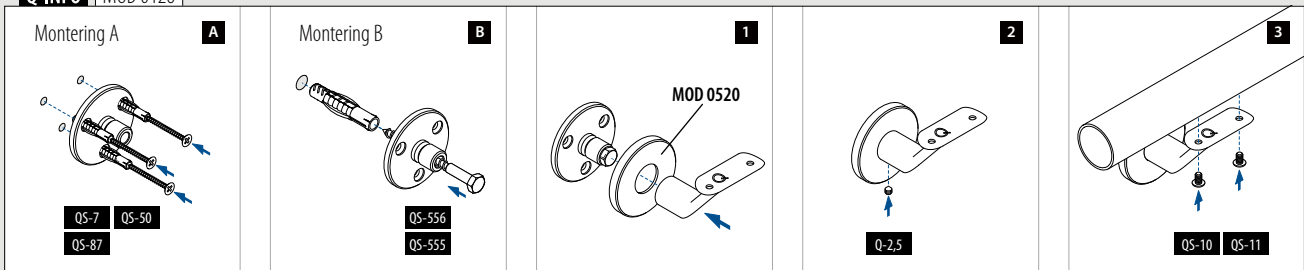
304	Børstet		
INDOOR		Ø	
130126-042-12		42,4	QS-10
			472
130126-048-12		48,3	QS-10
			472
			2
316	Børstet		
OUTDOOR		Ø	
140126-042-12		42,4	QS-11
			472
			2



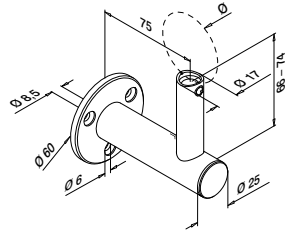
MOD 0520

304	Børstet		
INDOOR			
130520-12			2
316	Børstet		
OUTDOOR			
140520-12			2

Q-INFO | MOD 0126



Til rundt rør



MOD 0142

304 Børstet

INDOOR

Ø



SELL OUT	130142-044-12	42,4 / 48,3	QS-25 472	2
----------	---------------	-------------	-----------	---

316 Børstet

OUTDOOR

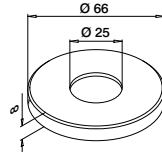
Ø



SELL OUT	140142-044-12	42,4 / 48,3	QS-71 472	2
----------	---------------	-------------	-----------	---



Dækkapper



MOD 0520

304 Børstet

INDOOR



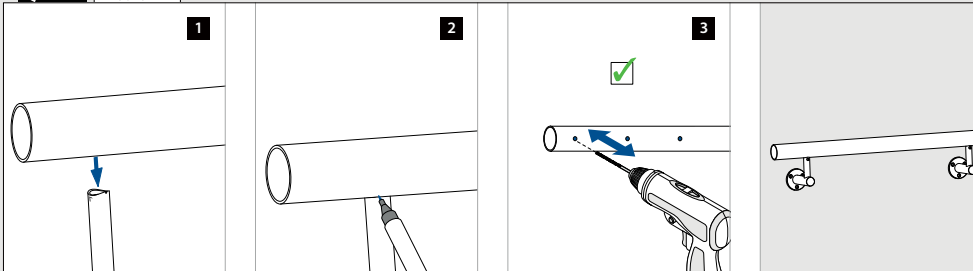
130520-12	2
-----------	---

316 Børstet

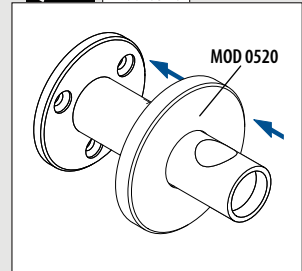
OUTDOOR

140520-12	2
-----------	---

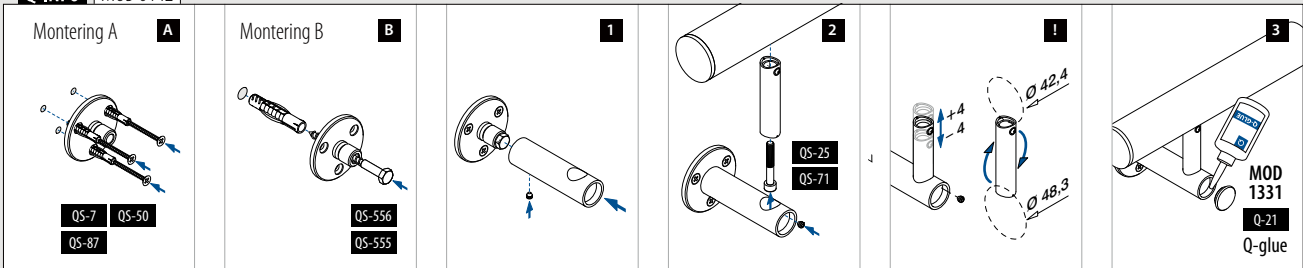
Q-INFO MOD 0142



Q-INFO MOD 0520



Q-INFO MOD 0142



Til rundt rør



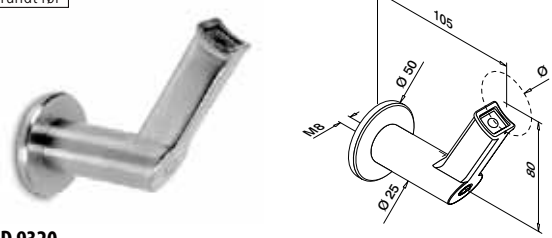
MOD 0110

316	Børstet		
OUTDOOR	Ø		
140110	42,4	QS-11 472	2



International Design Model Protection

Til rundt rør



MOD 9320

304	Børstet		
INDOOR	Ø		
139320-042	42,4	QS-1 471 / QS-25 472	2

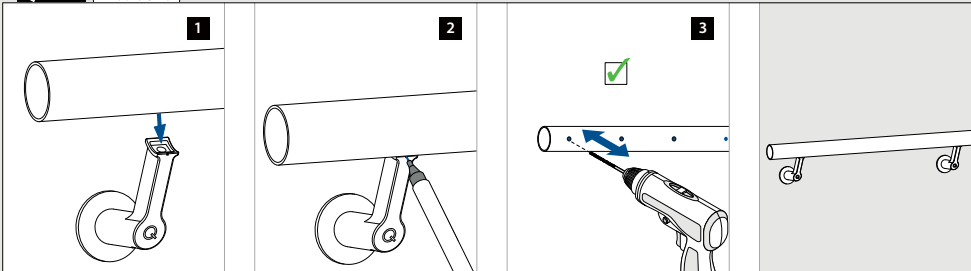


MOD 0509

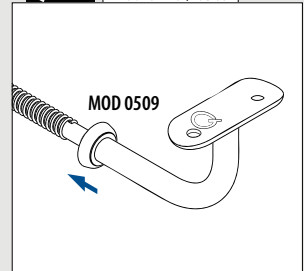
316	Børstet		
OUTDOOR			
140509			2

International Design Model Protection

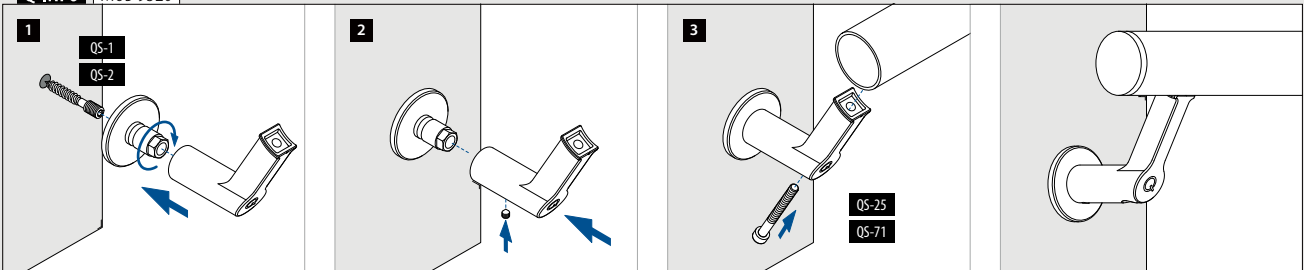
Q-INFO | MOD 9320



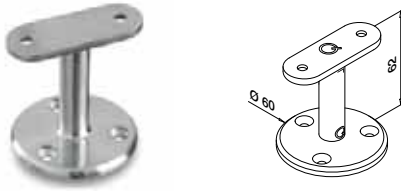
Q-INFO | MOD 0110 / 0509



Q-INFO | MOD 9320



Til fladt rør

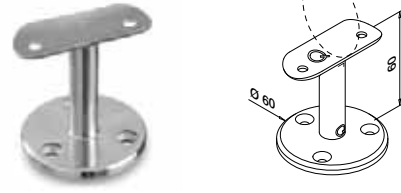


MOD 0708

304 Børstet			
INDOOR			
130708-000-12	QS-5 471 / QS-12 472		
			2



Til rundt rør



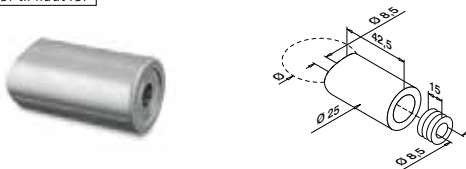
MOD 0708

304 Børstet			
INDOOR			
130708-042-12	42,4	QS-5 471 / QS-10 472	2
130708-048-12	48,3	QS-5 471 / QS-10 472	2

316 Børstet			
OUTDOOR			
140708-042-12	42,4	QS-6 471 / QS-11 472	2
140708-048-12	48,3	QS-6 471 / QS-11 472	2



Til rundt rør til fladt rør



MOD 0625

304 Børstet			
INDOOR			
130625-033-12	33,7	QS-3 471 / QS-29 472	4
130625-042-12	42,4	QS-3 471 / QS-29 472	4

316 Børstet			
OUTDOOR			
140625-042-12	42,4	QS-4 471 / QS-30 472	4



Til rundt rør

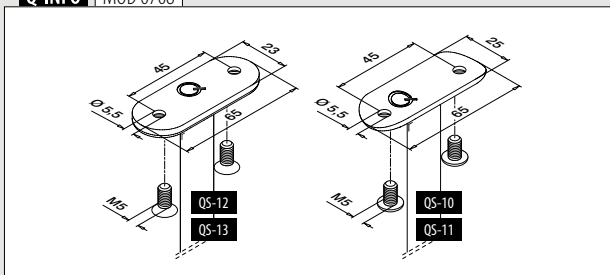


MOD 0627

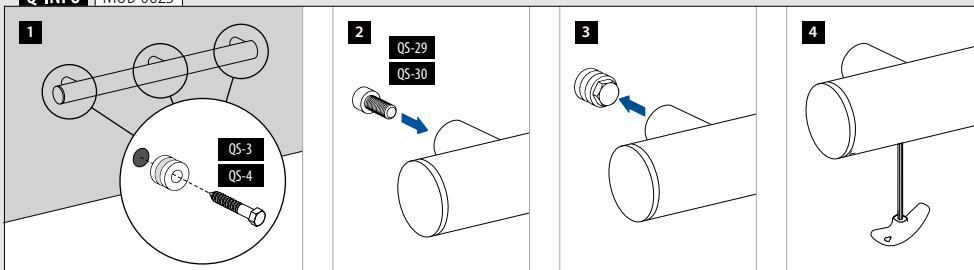
304 Børstet			
INDOOR			
130627-042-12	42,4	42,4	QS-29 472
			4



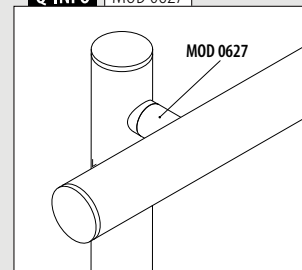
Q-INFO MOD 0708



Q-INFO MOD 0625



Q-INFO MOD 0627

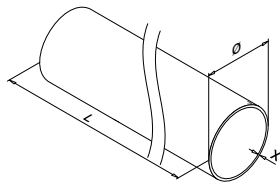




Q-TUBE

RUSTFRI RØR FRA Q-RAILING

SÆRDELES LAVE TOLERANCER
OG PERFEKT FINISH.

**MOD 0900**

Ø 33,7 mm

304 Børstet		
INDOOR	X	
130900-233-50-12	2,0	L = 5 m
316 Børstet		
OUTDOOR		
140900-233-50-12	2,0	L = 5 m

Ø 42,4 mm

304 Børstet		
INDOOR	X	
130900-242-25-12	2,0	L = 2,5 m
130900-242-50-12	2,0	L = 5 m
130900-042-50-12	2,6	L = 5 m
304 Poleret		
INDOOR		
130900-242-50-10	2,0	L = 5 m
304 Black Line		
INDOOR		
130900-242-50-82	2,0	L = 5 m
316 Børstet		
OUTDOOR		
140900-242-25-12	2,0	L = 2,5 m
140900-242-50-12	2,0	L = 5 m
140900-042-50-12	2,6	L = 5 m
316 Poleret		
OUTDOOR		
140900-242-50-10	2,0	L = 5 m

Ø 48,3 mm

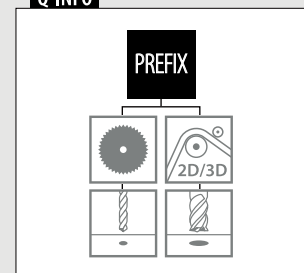

304 Børstet		
INDOOR	X	
130900-248-25-12	2,0	L = 2,5 m
130900-248-50-12	2,0	L = 5 m
130900-048-50-12	2,6	L = 5 m
316 Børstet		
OUTDOOR		
140900-248-25-12	2,0	L = 2,5 m
140900-248-50-12	2,0	L = 5 m
140900-048-25-12	2,6	L = 2,5 m
140900-048-50-12	2,6	L = 5 m

Ø 60,3 mm


304 Børstet		
INDOOR	X	
130900-060-50-12	2,0	L = 5 m



Kun så længe lager haves.

Q-INFO**Q-INFO** 316 304

Poleret



Børstet



Sort, mat, struktur overflade

Q-INFO**Spar tid og penge med Q-tube!**

Q-tube har en meget lavere tolerance end standard rør, der fås i handlen. Også svejsningerne på Q-tube er specialtilpasset vores holdere. Rørene passer derfor perfekt til vores holdere, så du kan arbejde hurtigt og effektivt. For at garantere kvalitet og forhindre beskadigelse pakkes hver rør langde separat.

Forbinderer



MOD 5792 - EASY HIT®

304 Rå			
INDOOR		Til rør Ø	
SELL OUT	135792-242	42,4 x 2,0	2
SELL OUT	135792-042	42,4 x 2,6	2
SELL OUT	135792-248	48,3 x 2,0	2
316 Rå			
OUTDOOR			
	145792-233	33,7 x 2,0	2
	145792-242	42,4 x 2,0	2
SELL OUT	145792-042	42,4 x 2,6	2
	145792-248	48,3 x 2,0	2
	145792-048	48,3 x 2,6	2



International Design Model Protection



MOD 0790

304 Børstet			
INDOOR		Til rør Ø	
	130790-233-12	33,7 x 2,0	2
	130790-242-12	42,4 x 2,0	2
SELL OUT	130790-042-12	42,4 x 2,6	2
	130790-248-12	48,3 x 2,0	2
	130790-048-12	48,3 x 2,6	2
316 Børstet			
OUTDOOR			
	140790-242-12	42,4 x 2,0	2
SELL OUT	140790-042-12	42,4 x 2,6	2
	140790-248-12	48,3 x 2,0	2

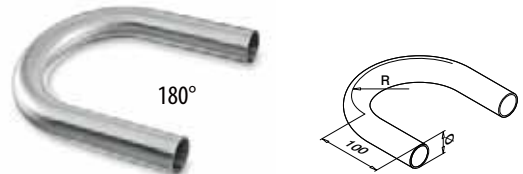


Rørbøjninger



MOD 0903

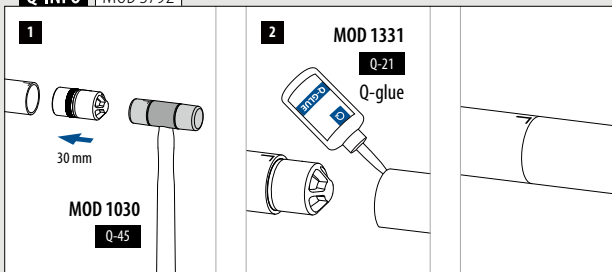
304 Børstet				
INDOOR		Ø	R	
	130903-242-12	42,4 x 2,0	85	1
	130903-248-12	48,3 x 2,0	97	1



MOD 0906

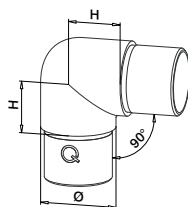
304 Børstet				
INDOOR		Ø	R	
	130906-242-12	42,4 x 2,0	85	1
	130906-248-12	48,3 x 2,0	97	1
316 Børstet				
OUTDOOR				
	140906-242-12	42,4 x 2,0	85	1
	140906-248-12	48,3 x 2,0	97	1

Q-INFO | MOD 5792



SELL OUT Kun så længe lager haves.

Forbinderer



MOD 0303

304 Børstet

INDOOR	Til rør Ø	H	
130303-233-12	33,7 x 2,0	25	2
130303-242-12	42,4 x 2,0	30	2
SELL OUT 130303-042-12	42,4 x 2,6	30	2
130303-248-12	48,3 x 2,0	35	2
130303-048-12	48,3 x 2,6	35	2
SELL OUT 130303-060-12	60,3 x 2,0	40	2

316 Børstet

OUTDOOR

140303-242-12	42,4 x 2,0	30	2
SELL OUT 140303-042-12	42,4 x 2,6	30	2
140303-248-12	48,3 x 2,0	35	2
140303-048-12	48,3 x 2,6	35	2

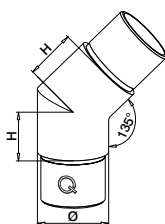
316 Poleret

OUTDOOR

140303-242-10	42,4 x 2,0	30	2
---------------	------------	----	---



Passer til 90° MOD 0710, 0810 og 4710 håndlistestøtter



MOD 0300

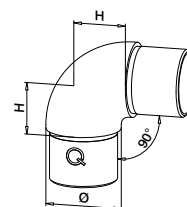
304 Børstet

INDOOR	Til rør Ø	H	
130300-242-12	42,4 x 2,0	30	2
130300-042-12	42,4 x 2,6	30	2
SELL OUT 130300-248-12	48,3 x 2,0	35	2

316 Børstet

OUTDOOR

140300-242-12	42,4 x 2,0	30	2
140300-248-12	48,3 x 2,0	35	2



MOD 0305

304 Børstet

INDOOR	Til rør Ø	H	
130305-233-12	33,7 x 2,0	25	2
130305-242-12	42,4 x 2,0	30	2
130305-248-12	48,3 x 2,0	35	2

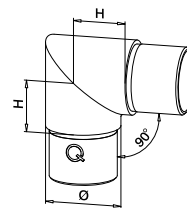
316 Børstet

OUTDOOR

140305-242-12	42,4 x 2,0	30	2
SELL OUT 140305-042-12	42,4 x 2,6	30	2
140305-248-12	48,3 x 2,0	35	2
140305-048-12	48,3 x 2,6	35	2



Passer til MOD 1820 tilslutningsplader til håndliste
Passer ikke til MOD 0710, 0810 og 4710 håndlistestøtter



MOD 0301

304 Børstet

INDOOR	Til rør Ø	H	
SELL OUT 130301-233-12	33,7 x 2,0	25	2
SELL OUT 130301-242-12	42,4 x 2,0	30	2

316 Børstet

OUTDOOR

SELL OUT 140301-242-12	42,4 x 2,0	30	2
SELL OUT 140301-248-12	48,3 x 2,0	35	2



Passer ikke til 90° MOD 0710, 0810 og 4710 håndlistestøtter



MOD 1820
337



MOD 0710
325




MOD 0810
335



MOD 4710
294

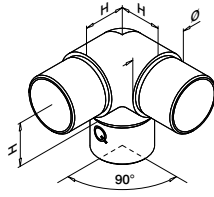
Q-INFO | 304 | 316



Poleret

Børstet

Forbinderer



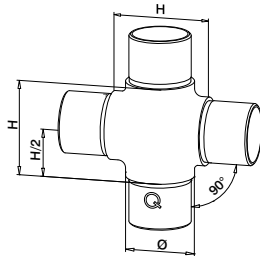
MOD 0304

304 Børstet

SELL OUT	INDOOR	Til rør Ø	H	⊠
	130304-233-12	33,7 x 2,0	25	2
	130304-242-12	42,4 x 2,0	30	2
	130304-248-12	48,3 x 2,0	35	2

316 Børstet

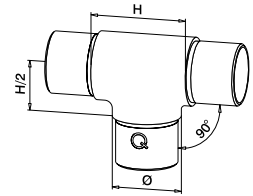
SELL OUT	OUTDOOR	Til rør Ø	H	⊠
	140304-242-12	42,4 x 2,0	30	2
	140304-042-12	42,4 x 2,6	30	2
	140304-248-12	48,3 x 2,0	35	2
	140304-048-12	48,3 x 2,6	35	2



MOD 0309

304 Børstet

SELL OUT	INDOOR	Til rør Ø	H	H/2	⊠
	130309-242-12	42,4 x 2,0	60	30	2



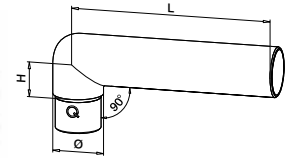
MOD 0307

304 Børstet

SELL OUT	INDOOR	Til rør Ø	H	H/2	⊠
	130307-233-12	33,7 x 2,0	50	25	2
	130307-242-12	42,4 x 2,0	60	30	2
	130307-248-12	48,3 x 2,0	70	35	2

316 Børstet

SELL OUT	OUTDOOR	Til rør Ø	H	H/2	⊠
	140307-242-12	42,4 x 2,0	60	30	2
	140307-248-12	48,3 x 2,0	70	35	2
	140307-048-12	48,3 x 2,6	70	35	2



MOD 0306

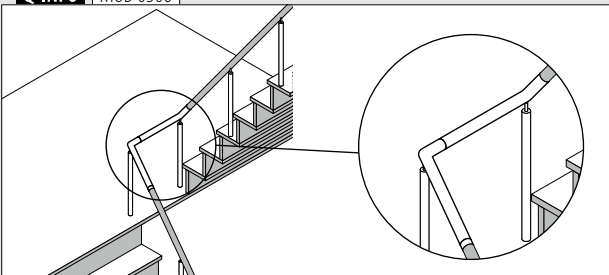
304 Børstet

SELL OUT	INDOOR	Til rør Ø	H	L	⊠
	130306-233	33,7 x 2,0	25	223	2
	130306-242	42,4 x 2,0	30	228	2

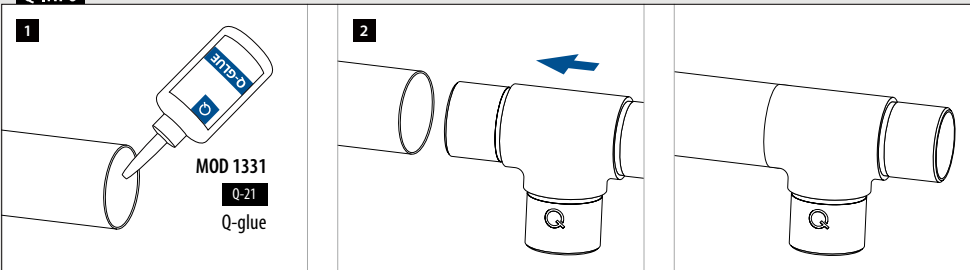


STOLPEGELÆNDSYSTEMER
Q-LINE

Q-INFO MOD 0306

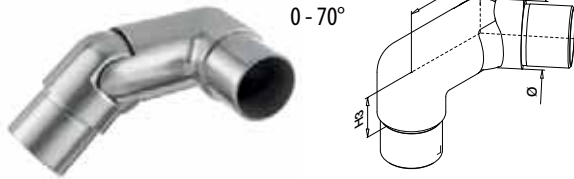


Q-INFO



SELL OUT Kun så længe lager haves.

Opad til højre
Nedad til venstre

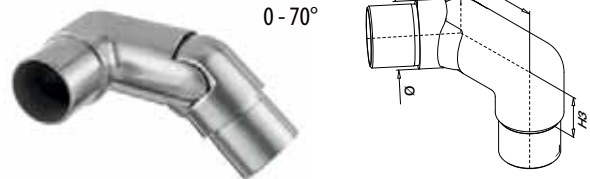


MOD 0317

304		Børstet			
INDOOR	Til rør Ø	H1	H2	H3	
130317-242-01	42,4 x 2,0	27	60	30	2
130317-248-01	48,3 x 2,0	30	65	35	2



Opad til venstre
Nedad til højre

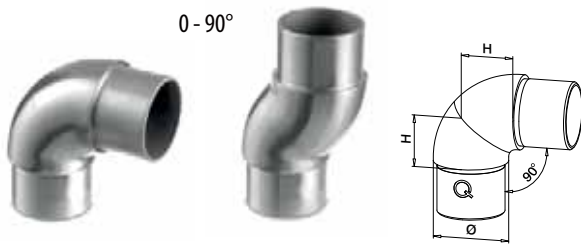


MOD 0317

304		Børstet			
INDOOR	Til rør Ø	H1	H2	H3	
130317-242-02	42,4 x 2,0	27	60	30	2
130317-248-02	48,3 x 2,0	30	65	35	2



0 - 90°



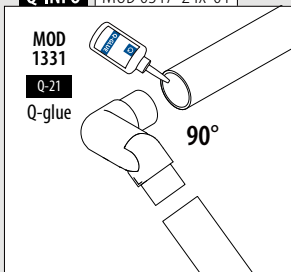
MOD 0791

304		Børstet	
INDOOR	Til rør Ø	H	
130791-242-12	42,4 x 2,0	30	2
130791-248-12	48,3 x 2,0	35	2

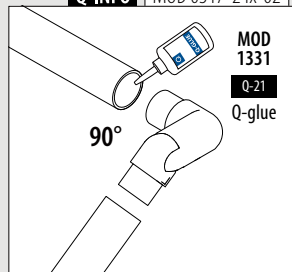
316		Børstet	
OUTDOOR	Til rør Ø	H	
140791-242-12	42,4 x 2,0	30	2



Q-INFO MOD 0317-24x-01

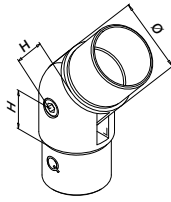


Q-INFO MOD 0317-24x-02





-90°
+90°

**MOD 0302****304**

Børstet

INDOOR	Til rør Ø	H	
130302-233-12	33,7 x 2,0	22	2
130302-242-12	42,4 x 2,0	27	2
130302-248-12	48,3 x 2,0	30	2

316

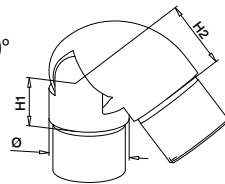
Børstet

OUTDOOR

OUTDOOR	Til rør Ø	H	
140302-233-12	33,7 x 2,0	27	2
140302-242-12	42,4 x 2,0	27	2
140302-248-12	48,3 x 2,0	30	2



0 - 70°

**MOD 0312****304**

Børstet

INDOOR	Til rør Ø	H	
130312-233-12	33,7 x 2,0	22	2
130312-242-12	42,4 x 2,0	27	2
130312-042-12	42,4 x 2,6	27	2
130312-248-12	48,3 x 2,0	30	2
130312-048-12	48,3 x 2,6	30	2

316

Børstet

OUTDOOR

140312-242-12	42,4 x 2,0	27	2
140312-042-12	42,4 x 2,6	27	2
140312-248-12	48,3 x 2,0	30	2
140312-048-12	48,3 x 2,6	30	2
140312-060-12	60,3 x 2,0	33	2

316

Poleret

OUTDOOR

140312-242-10	42,4 x 2,0	27	2
---------------	------------	----	---



International Design Model Protection

MOD 0319**316**

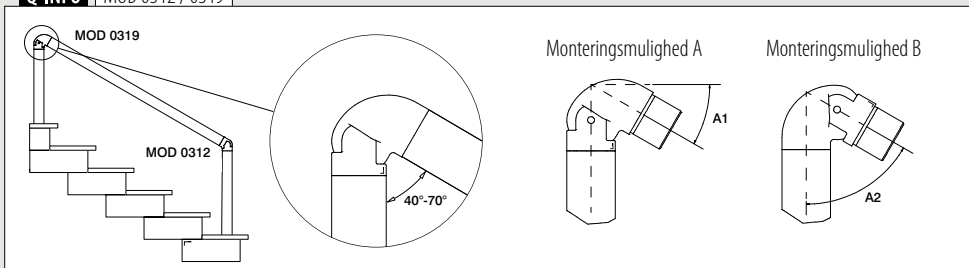
Børstet

OUTDOOR	Til rør Ø	H1	H2	
140319-242-12	42,4 x 2,0	27	35	2
140319-248-12	48,3 x 2,0	30	40	2

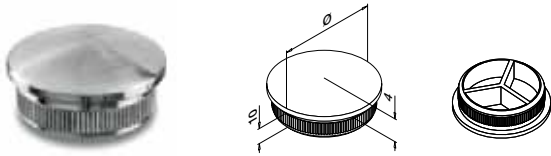


International Design Model Protection

Kun så længe lager haves.

Q-INFO | MOD 0312 / 0319**Q-INFO** | 304 | 316

Endekapper



MOD 5729 - EASY HIT®

304

Børstet

INDOOR

Til rør Ø



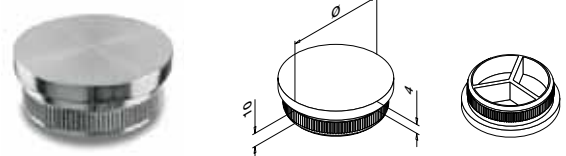
135729-233-12	33,7 x 2,0	2
135729-242-12	42,4 x 2,0	2
SELL OUT 135729-042-12	42,4 x 2,6	2
135729-248-12	48,3 x 2,0	2
135729-048-12	48,3 x 2,6	2
SELL OUT 135729-060-12	60,3 x 2,0	2

316

Børstet

OUTDOOR

145729-233-12	33,7 x 2,0	2
145729-242-12	42,4 x 2,0	2
SELL OUT 145729-042-12	42,4 x 2,6	2
145729-248-12	48,3 x 2,0	2
145729-048-12	48,3 x 2,6	2



MOD 5732 - EASY HIT®

304

Børstet

INDOOR

Til rør Ø



135732-233-12	33,7 x 2,0	2
135732-242-12	42,4 x 2,0	2
SELL OUT 135732-042-12	42,4 x 2,6	2
135732-248-12	48,3 x 2,0	2
135732-048-12	48,3 x 2,6	2

304 Black Line

INDOOR

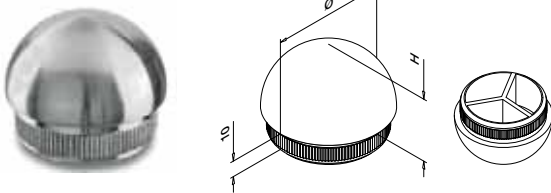
NEW 135732-242-82	42,4 x 2,0	2
-------------------	------------	---

316

Børstet

OUTDOOR

145732-233-12	33,7 x 2,0	2
145732-242-12	42,4 x 2,0	2
SELL OUT 145732-042-12	42,4 x 2,6	2
145732-248-12	48,3 x 2,0	2
145732-048-12	48,3 x 2,6	2



MOD 5730 - EASY HIT®

304

Børstet

INDOOR

Til rør Ø

H



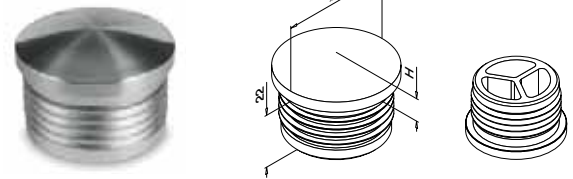
135730-233-12	33,7 x 2,0	17	2
135730-242-12	42,4 x 2,0	21	2
SELL OUT 135730-042-12	42,4 x 2,6	21	2
SELL OUT 135730-248-12	48,3 x 2,0	24	2

316

Børstet

OUTDOOR

145730-242-12	42,4 x 2,0	21	2
---------------	------------	----	---



MOD 5729 - EASY HIT®

Plastik Rustfrit stål effekt

INDOOR

Til rør Ø

H



155729-233	33,7 x 2,0	8	2
155729-242	42,4 x 2,0	9	2
155729-248	48,3 x 2,0	9	2



MOD 0729

304

Børstet

INDOOR

Til rør Ø

H



SELL OUT 130729-242-10	42,4 x 2,0	9	2
------------------------	------------	---	---

316

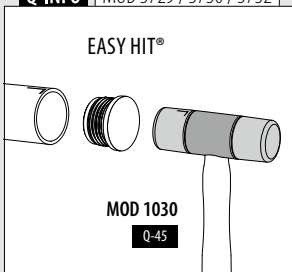
Poleret

OUTDOOR

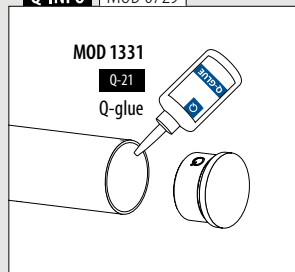
140729-242-10	42,4 x 2,0	9	2
---------------	------------	---	---



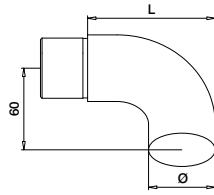
Q-INFO MOD 5729 / 5730 / 5732



Q-INFO MOD 0729



Håndliste afslutning



MOD 0739

304 Børstet

INDOOR	Til rør Ø	L	
130739-233-12	33,7 x 2,0	77	2
130739-242-12	42,4 x 2,0	81	2
SELL OUT 130739-042-12	42,4 x 2,6	81	2
130739-248-12	48,3 x 2,0	84	2
130739-048-12	48,3 x 2,6	84	2

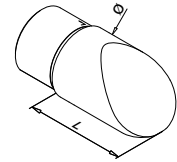
316 Børstet

OUTDOOR

140739-242-12	42,4 x 2,0	81	2
SELL OUT 140739-042-12	42,4 x 2,6	81	2
140739-248-12	48,3 x 2,0	84	2
140739-048-12	48,3 x 2,6	84	2



Til trapper



MOD 0738

304 Børstet

INDOOR	Til rør Ø	L	
130738-242-12	42,4 x 2,0	60	2
130738-248-12	48,3 x 2,0	65	2

316 Børstet

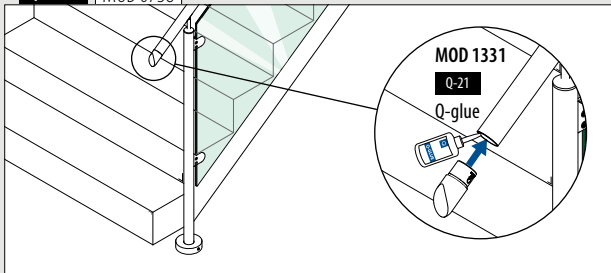
OUTDOOR

140738-242-12	42,4 x 2,0	60	2
---------------	------------	----	---



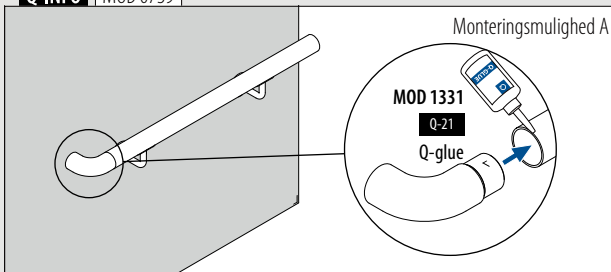
International Design Model Protection

Q-INFO MOD 0738

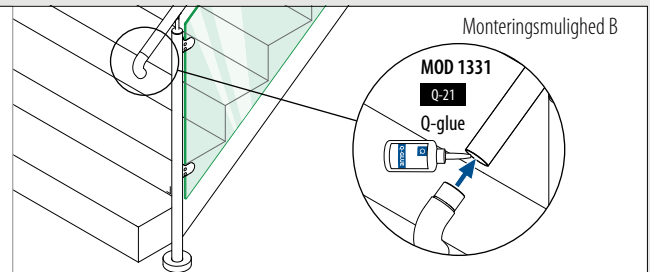


SELL OUT Kun så længe lager haves.

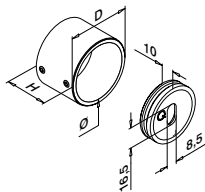
Q-INFO MOD 0739



Monteringsmulighed B



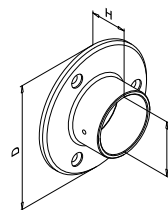
Vægflange



MOD 0504

304		Børstet					
INDOOR	Ø	D	H				
130504-033-12	33,7	41	30	QS-55	470 / QS-21	472	2
130504-042-12	42,4	50	35	QS-55	470 / QS-21	472	2
130504-048-12	48,3	56	35	QS-55	470 / QS-21	472	2

316		Børstet					
OUTDOOR	Ø	D	H				
140504-033-12	33,7	41	30	QS-55	470 / QS-22	472	2
140504-042-12	42,4	50	35	QS-55	470 / QS-22	472	2
140504-048-12	48,3	56	35	QS-55	470 / QS-22	472	2



MOD 0505

304		Børstet					
INDOOR	Til rør Ø	D	H				
130505-033-12	33,7	85	30	QS-7	471	2	
130505-042-12	42,4	95	30	QS-7	471	2	
130505-048-12	48,3	100	35	QS-7	471	2	
130505-060-12	60,3	115	40	QS-7	471	2	

SELL OUT

316		Børstet					
OUTDOOR	Til rør Ø	D	H				
140505-033-12	33,7	85	30	QS-50	471	2	
140505-042-12	42,4	95	30	QS-50	471	2	
140505-048-12	48,3	100	35	QS-50	471	2	

NEW

316		Poleret					
OUTDOOR	Til rør Ø	D	H				
140505-042-10	42,4	95	30	QS-50	471	2	

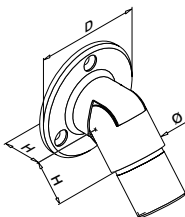


Vægflange

Justerbar



0 - 50°



MOD 0506

304		Børstet					
INDOOR	Til rør Ø	D	H				
130506-033-12	33,7 x 2,0	70	26	QS-7	471	2	
130506-042-12	42,4 x 2,0	75	30	QS-7	471	2	
130506-048-12	48,3 x 2,0	80	33	QS-7	471	2	

SELL OUT

SELL OUT

316		Børstet					
OUTDOOR	Til rør Ø	D	H				
140506-033-12	33,7 x 2,0	70	26	QS-50	471	2	
140506-042-12	42,4 x 2,0	75	30	QS-50	471	2	

NEW

NEW



International Design Model Protection

Q-INFO 304 316

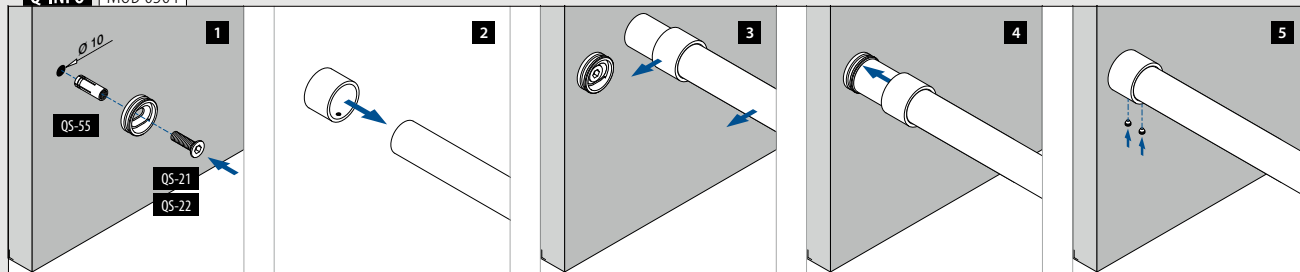


Poleret



Børstet

Q-INFO MOD 0504





Find alle oplysninger om
Barrier Line online:

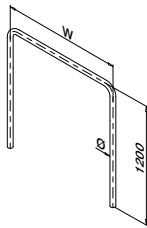


[https://q-ne.ws/
BarrierLine23](https://q-ne.ws/BarrierLine23)



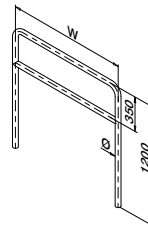
BARRIER LINE

Guide gelænder



MOD 0090

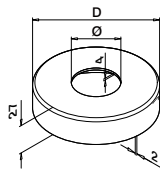
316	Børstet			
OUTDOOR	W	Ø		
140090-248-09-12	900	48,3 x 2,0	1	
140090-248-12-12	1200	48,3 x 2,0	1	



MOD 0091

316	Børstet			
OUTDOOR	W	Ø		
140091-248-09-12	900	48,3 x 2,0	1	
140091-248-12-12	1200	48,3 x 2,0	1	

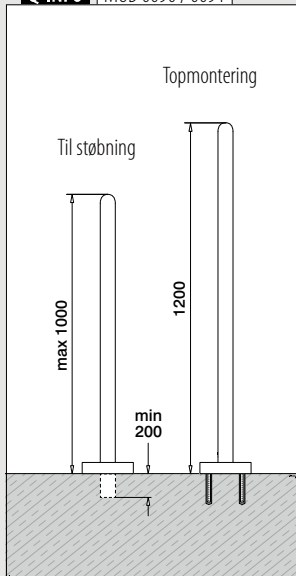
Dækkapper



MOD 0511

316	Børstet			
OUTDOOR	Ø	D		
140511-048-12	48,3	120	2	

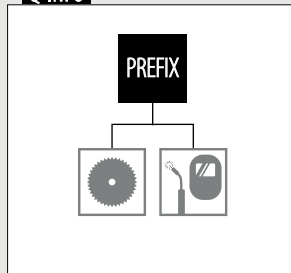
Q-INFO MOD 0090 / 0091



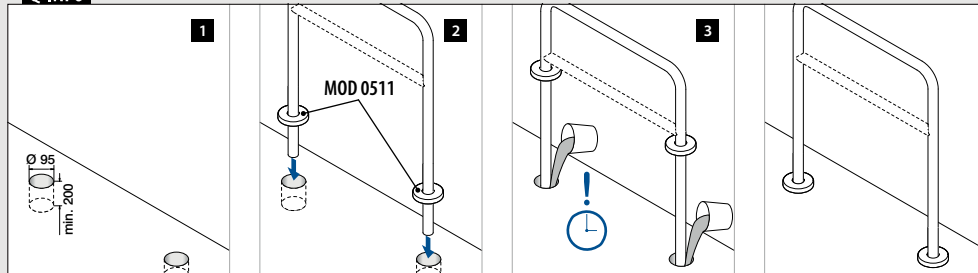
Q-INFO MOD 0090 / 0091



Q-INFO



Q-INFO





Find alle oplysninger om
højglanspoleret
produkter online:

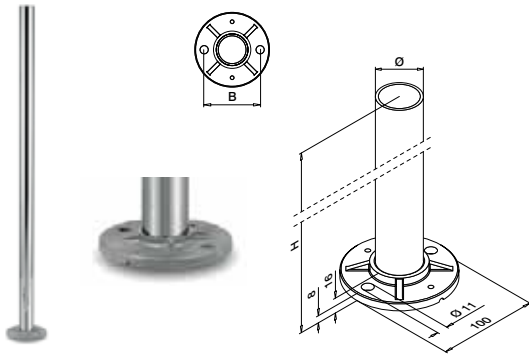


[https://q-ne.ws/
Polished23](https://q-ne.ws/Polished23)

POLERET

Stolper

Gelænderstolper



MOD 0921

316	Poleret				
OUTDOOR	Ø	H	B	QS-58	467
140921-242-10	42,4 x 2,0	989	75		1



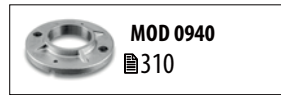
Stolper

Dækkapper



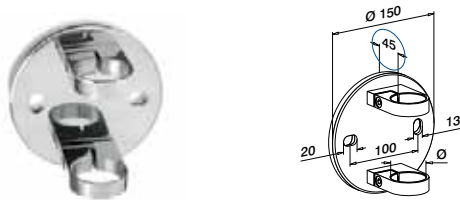
MOD 0512

316	Poleret			
OUTDOOR	Ø	D		
140512-042-10	42,4	105		2



Stolper

Gelænderstolpeholdere



MOD 0551

304	Poleret			
INDOOR	Ø			
130551-042-10	42,4		QS-33	464

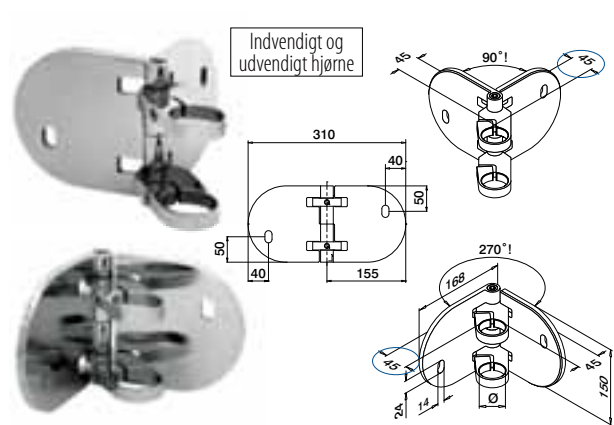
SELL OUT

316	Poleret			
OUTDOOR	Ø			
140551-042-10	42,4		QS-32	464



Stolper

Gelænderstolpeholdere



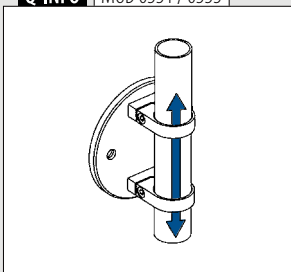
MOD 0555

316	Poleret			
OUTDOOR	Ø			
140555-042-10	42,4		QS-32	464

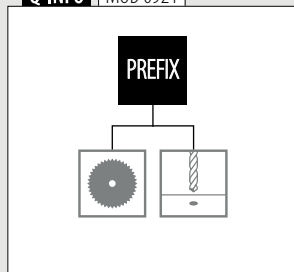


SELL OUT Kun så længe lager haves.

Q-INFO MOD 0551 / 0555



Q-INFO MOD 0921



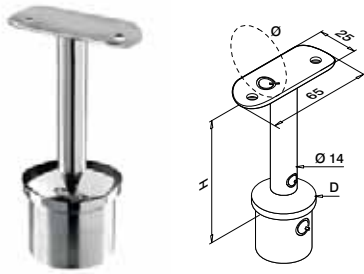
Q-INFO MOD 0551 / 0552



STOLPEGELÆNDSYSTEMER

Q-LINE - POLERT

Til rundt rør

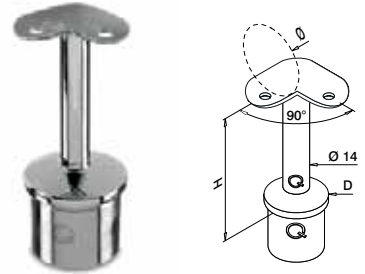


MOD 0710

316	Poleret					
OUTDOOR	D	Ø	H			
140710-042-00-10	42,4 x 2,0	42,4	79	QS-11	472	2



Til rundt rør

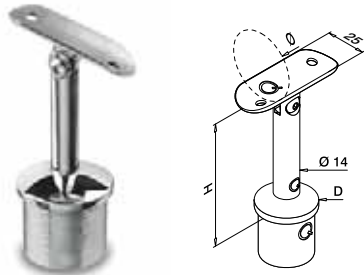


MOD 0710

316	Poleret					
OUTDOOR	D	Ø	H			
140710-042-90-10	42,4 x 2,0	42,4	79	QS-11	472	2



Til rundt rør

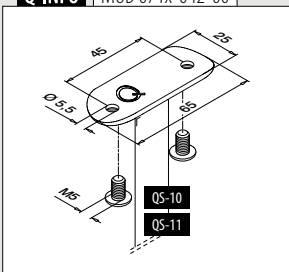


MOD 0718

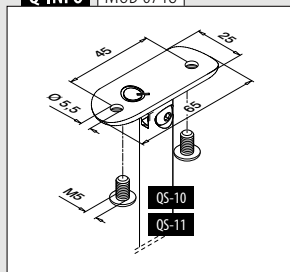
316	Poleret					
OUTDOOR	D	Ø	H			
140718-042-10	42,4 x 2,0	42,4	79	QS-11	472	2



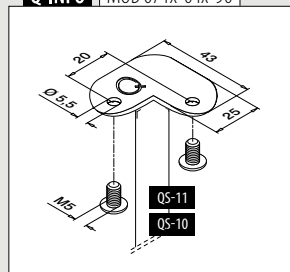
Q-INFO | MOD 071x-042-00



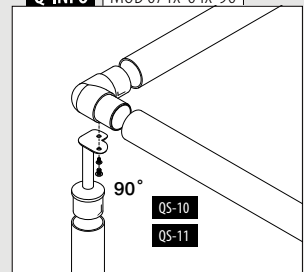
Q-INFO | MOD 0718



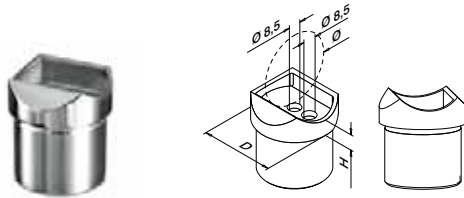
Q-INFO | MOD 071x-04x-90



Q-INFO | MOD 071x-04x-90



Til rundt rør



MOD 0770

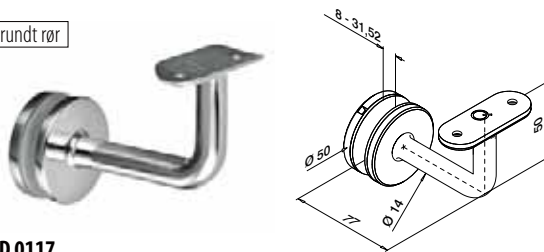
316 Poleret

OUTDOOR	D	Ø	H		
140770-042-10	42,4 x 2,0	42,4	9	QS-27	472 2



Passer til MOD 0303 forbinderer

Til rundt rør



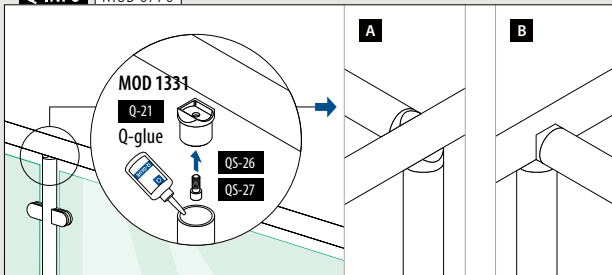
MOD 0117

316 Poleret

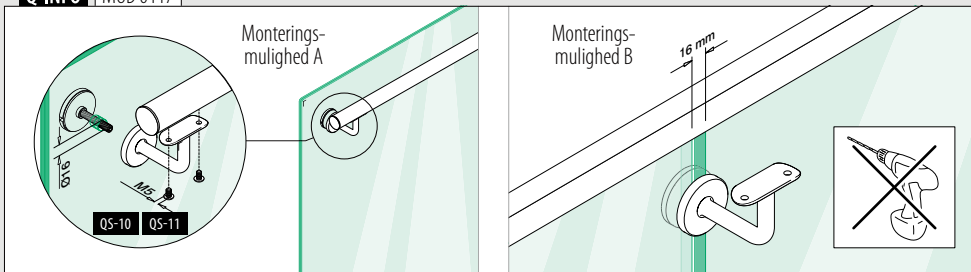
OUTDOOR	Ø		
140117-042-10	42,4	QS-11	472 2
140117-048-10	48,3	QS-11	472 2



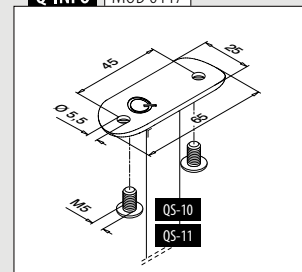
Q-INFO MOD 0770



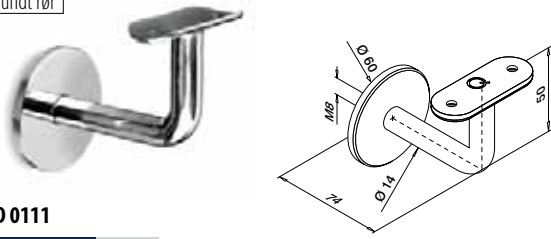
Q-INFO MOD 0117



Q-INFO MOD 0117



Til rundt rør



MOD 0111

304

Poleret

INDOOR

Ø



SELL
OUT

130111-042-10

42,4

QS-10 472

2

316

Poleret

OUTDOOR

140111-042-10

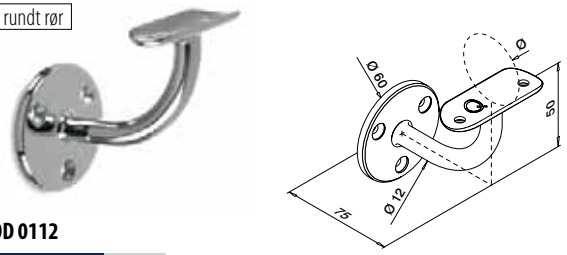
42,4

QS-11 472

2



Til rundt rør



MOD 0112

304

Poleret

INDOOR

Ø



SELL
OUT

130112-042-10

42,4

QS-7 471 / QS-10 472 / QS-87 470

2

316

Poleret

OUTDOOR

140112-042-10

42,4

QS-50 471 / QS-11 472 / QS-87 470

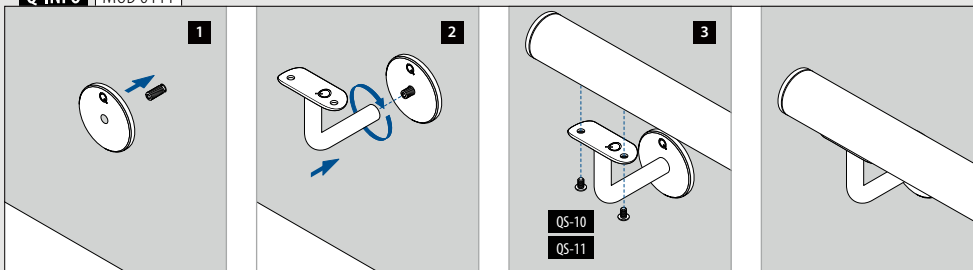
2



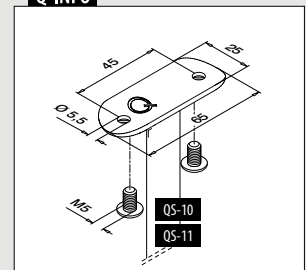
SELL
OUT

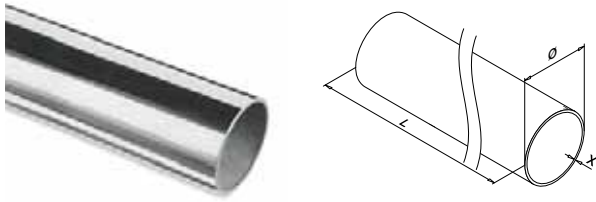
Kun så længe lager haves.

Q-INFO | MOD 0111



Q-INFO





MOD 0900

304 Poleret

INDOOR

Ø

X




130900-242-50-10 42,4 2,0 L = 5 m

316 Poleret

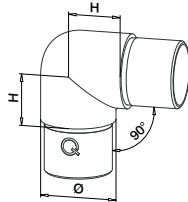
OUTDOOR

140900-242-50-10 42,4 2,0 L = 5 m

PREFIX



Forbinderer



MOD 0303

316 Poleret

OUTDOOR

Til rør Ø

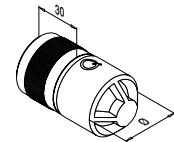
H



140303-242-10 42,4 x 2,0 30 2



Passer til MOD 0710, 0810 og 4710 håndlistestøtter



MOD 5792 - EASY HIT®

304 Rå

INDOOR

Til rør Ø



SELL OUT

135792-242 42,4 x 2,0 2

316 Rå

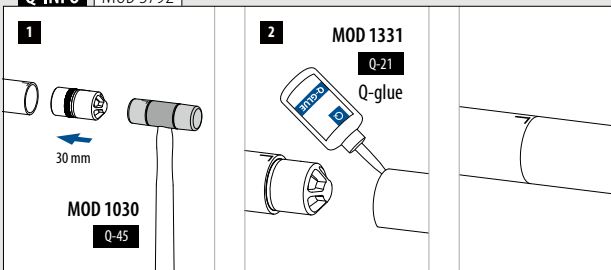
OUTDOOR

145792-242 42,4 x 2,0 2

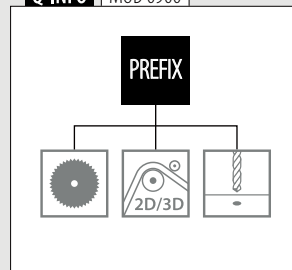


International Design Model Protection

Q-INFO MOD 5792

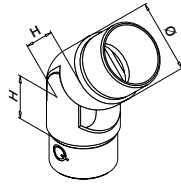


Q-INFO MOD 0900





0-70°

**MOD 0312****316**

Poleret

OUTDOOR**Til rør Ø****H**

140312-242-10

42,4 x 2,0

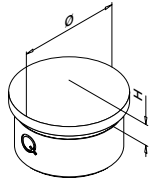
27

2



International Design Model Protection

Endekapper

**MOD 0729****304**

Poleret

INDOOR**Til rør Ø****H**SELL
OUT

130729-242-10

42,4 x 2,0

9

2

316

Poleret

OUTDOOR**Til rør Ø****H**

140729-242-10

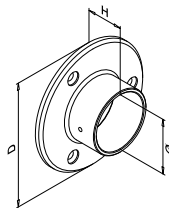
42,4 x 2,0

9

2



Vægflange

**MOD 0505****316**

Poleret

OUTDOOR**For Ø****D****H**

140505-042-10

42,4

95

30

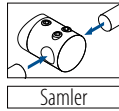
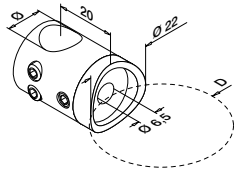
QS-50 471

2



Tværstangholder

Til rundt rør



Samler

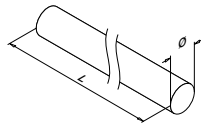
MOD 0831

316	Poleret			
OUTDOOR	D	Ø		
140831-042-10	42,4	12	QS-16 472	4



Stænger

Q-TUBE

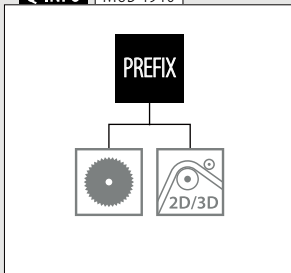


MOD 1910

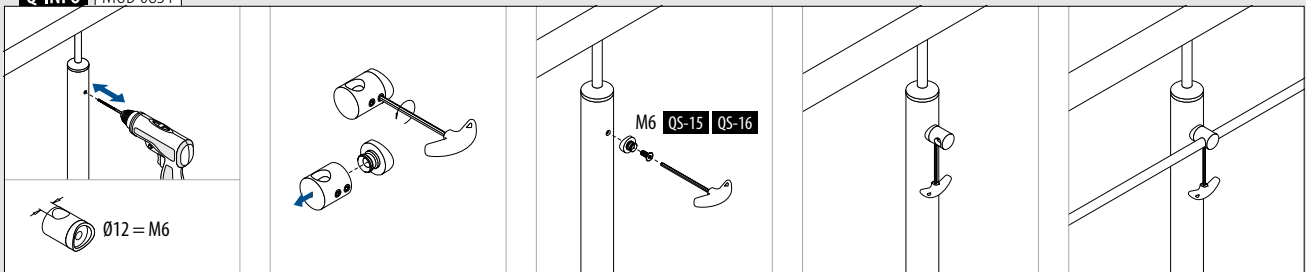
316	Poleret		
OUTDOOR	Ø		
141910-012-50-10	12	L = 5 m	



Q-INFO MOD 1910

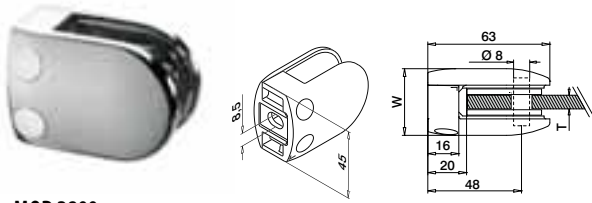


Q-INFO MOD 0831



Pladeadaptere - MOD 2800

Til fladt rør



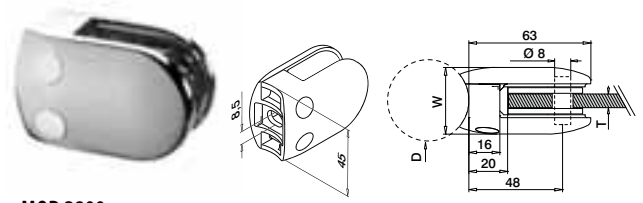
MOD 2800

304		Poleret			
INDOOR	W	T			
SELL OUT 132800-000-10	34	Se MOD 5028	QS-26	474	4
316		Poleret			
OUTDOOR	W	T			
142800-000-10	34	Se MOD 5028	QS-27	474	4



International Design Model Protection

Til rundt rør



MOD 2800

304		Poleret			
INDOOR	D	W	T		
SELL OUT 132800-042-10	42,4	34	Se MOD 5028	QS-47	474 4
316		Poleret			
OUTDOOR	D	W	T		
142800-042-10	42,4	34	Se MOD 5028	QS-45	474 4



International Design Model Protection

Gummiindlæg til pladeadaptere MOD 2800



2 styk per pladeadapter

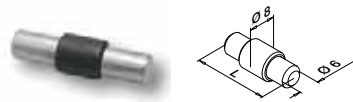
MOD 5028

Tilbehør		
	T	
205028-02	2	8
205028-03	3	8
205028-04	4	8



MOD 2800 Glasklemmer - polert
433

Sikkerhedsstifter

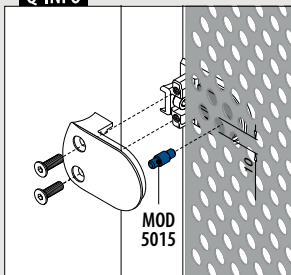


Valgfri brug til MOD 2800

MOD 5015

Tilbehør		
	L	
205015-22	22	4

Q-INFO



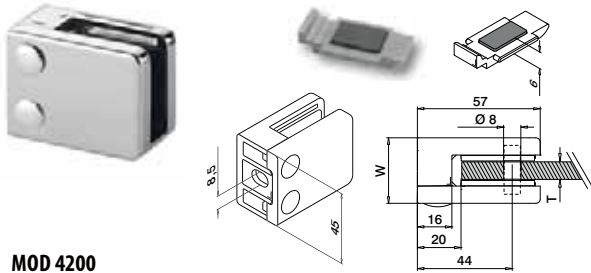
OBS: Bestil sikkerhedsstift og skruer separat.

SELL OUT Kun så længe lager haves.

Pladeadaptere - MOD 4200

Til fladt rør

Bundplade medfølger



MOD 4200

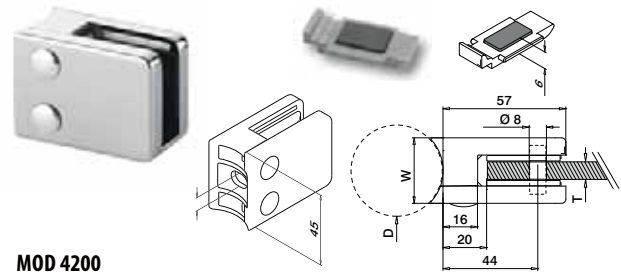
316	Poleret			
OUTDOOR	W	T		
144200-000-10	28	Se MOD 5042	QS-27	474 4



International Design
Model Protection

Til rundt rør

Bundplade medfølger



MOD 4200

316	Poleret				
OUTDOOR	D	W	T		
144200-042-10	42,4	28	Se MOD 5042	QS-45	474 4
144200-048-10	48,3	28	Se MOD 5042	QS-45	474 4



International Design
Model Protection

Gummiindlæg til pladeadapter MOD 4200

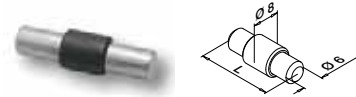


2 styk per
pladeadapter

MOD 5042

Tilbehør		
	T	
205042-02	2	8
205042-03	3	8
205042-04	4	8

Sikkerhedsstifter



Valgfri brug
til MOD 4200

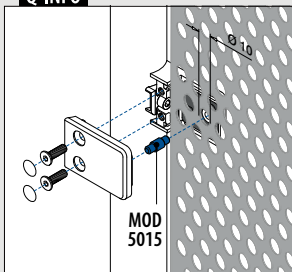
MOD 5015

Tilbehør		
	L	
205015-22	22	4



MOD 4200 Glasklemmer - poleret
434

Q-INFO





Find alle oplysninger om
svejseprodukter online:

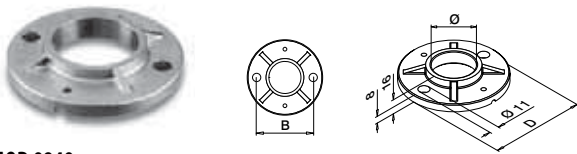


[https://q-ne.ws/
Welding23](https://q-ne.ws/Welding23)

A welder in a blue protective suit and mask is working on a metal piece. The welder is wearing heavy gloves and using a welding torch. A bright blue and white light is visible at the point of contact between the torch and the metal. The welder's mask has the 'Q' logo on it. The background is dark, making the welder and the bright light stand out.

SVEJSEPRODUKTER

Fodflanger til gelænderstolper

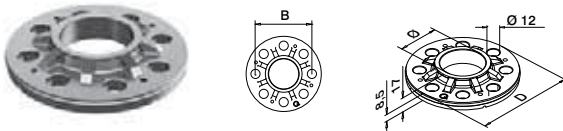


MOD 0940

304		Rå			
INDOOR	Ø	B	D		
130940-042	42,4	75	100	QS-59	467
130940-048	48,3	80	100	QS-59	467
316		Rå			
OUTDOOR					
140940-042	42,4	75	100	QS-58	467
140940-048	48,3	80	100	QS-58	467

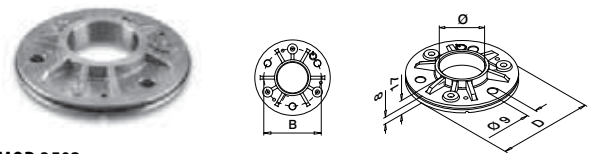
MOD 0941

316		Rå			
OUTDOOR	Ø	B	D		
140941-048	48,3	90	120	QS-58	467



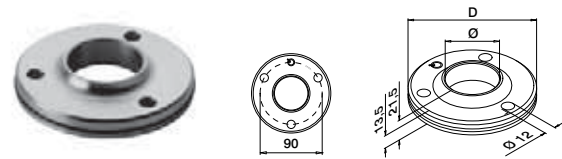
MOD 3504

304		Rå			
INDOOR	Ø	B	D		
133504-042	42,4	80	105	QS-272	464 / QS-59
133504-048	48,3	90	115	QS-272	464 / QS-59
316		Rå			
OUTDOOR					
143504-042	42,4	80	105	QS-273	464 / QS-58
143504-048	48,3	90	115	QS-273	464 / QS-58



MOD 3502

304		Rå			
INDOOR	Ø	B	D		
133502-042	42,4	80	105	QS-35	467
133502-048	48,3	90	115	QS-35	467
316		Rå			
OUTDOOR					
143502-042	42,4	80	105	QS-34	467
143502-048	48,3	90	115	QS-34	467

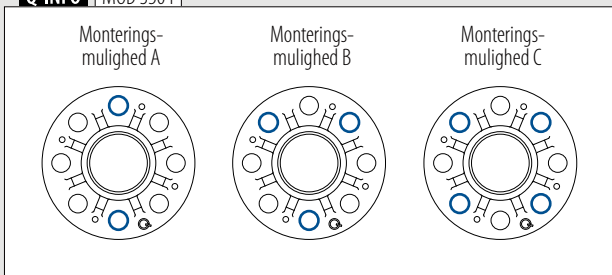


MOD 3505


316		Rå			
OUTDOOR	Ø	D			
143505-048	48,3	115	QS-273	464	



Q-INFO | MOD 3504



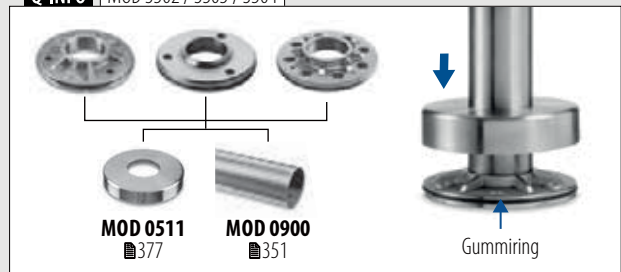
Q-INFO | MOD 0940



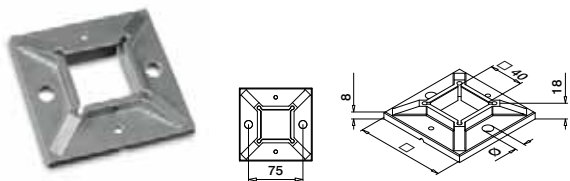
Q-INFO | MOD 0941



Q-INFO | MOD 3502 / 3505 / 3504

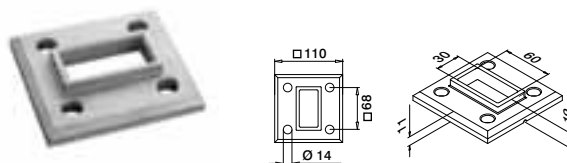


Fodflanger til gelænderstolper



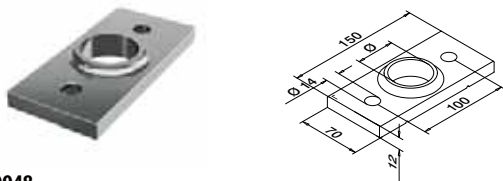
MOD 4940

304	Rå				
INDOOR		Ø	B		
134940-040	100	11	75	QS-59	467
316	Rå				
OUTDOOR					
144940-040	100	11	75	QS-58	467



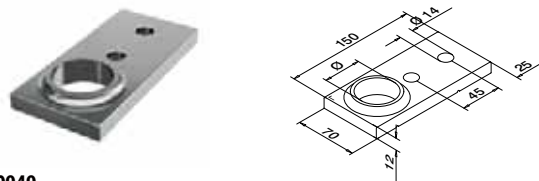
MOD 3503

316	Rå				
OUTDOOR					
143503-063				QS-559	465



MOD 0948

316	Rå				
OUTDOOR		Ø			
140948-042-00		42,4		QS-225	473
140948-048-00		48,3		QS-225	473

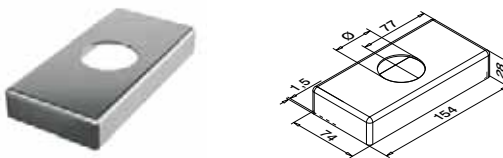


MOD 0949

316	Rå				
OUTDOOR		Ø			
140949-042-00		42,4		QS-225	473
140949-048-00		48,3		QS-225	473



Dækkapper til MOD 0948

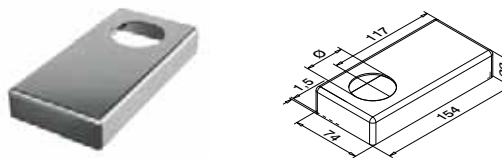


MOD 0514

316	Børstet				
OUTDOOR		Ø			
140514-042-12		42,4			2
140514-048-12		48,3			2



Dækkapper til MOD 0949




MOD 0515


316	Børstet				
OUTDOOR		Ø			
140515-042-12		42,4			2
140515-048-12		48,3			2



Q-INFO | MOD 4940



Q-INFO | MOD 3503



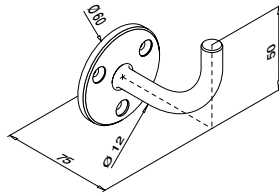
Q-INFO | MOD 0948



Q-INFO | MOD 0949

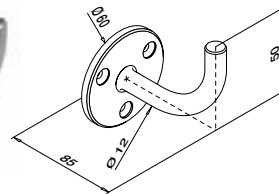


Håndlistestøtter



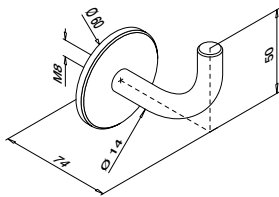
MOD 0113

304	Børstet		
INDOOR			
130113	QS-7 471 / QS-87 470		2
316	Børstet		
OUTDOOR			
140113	QS-50 471 / QS-87 470		2



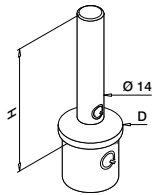
MOD 0109

304	Børstet		
INDOOR			
130109	QS-7 471 / QS-87 470		2



MOD 0114

304	Børstet		
INDOOR			
SELL OUT 130114	QS-1 471		2
316	Børstet		
OUTDOOR			
SELL OUT 140114	QS-2 471		2



MOD 0695

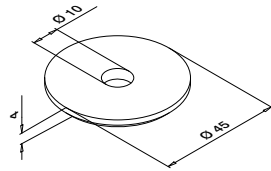
304	Børstet		
INDOOR			
130695	42,4 x 2,0	79	2
316	Børstet		
OUTDOOR			
140695	42,4 x 2,0	79	2

MOD 0696

316	Børstet		
OUTDOOR			
140696	48,3 x 2,0	80	2

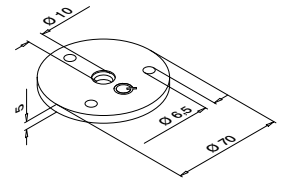


Vægflanger til håndlistestøtter



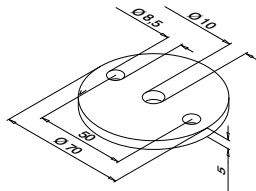
MOD 1937

304	Børstet	
INDOOR		
131937		4



MOD 1936

304	Børstet	
INDOOR		
131936	QS-56	4



MOD 1939

304	Børstet	
INDOOR		
131939	QS-3	8



MOD 1810
 379

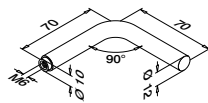


MOD 1801
 379



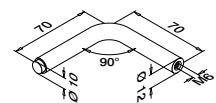
MOD 1802
 379

Svejseprodukter til håndlistestøtter



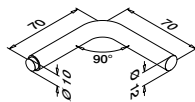
MOD 0813

304	Børstet	
INDOOR		
130813	QS-14	2



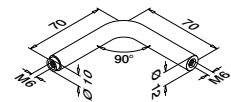
MOD 0814

304	Børstet	
INDOOR		
130814-670		2



MOD 0815

304	Børstet	
INDOOR		
130815		2

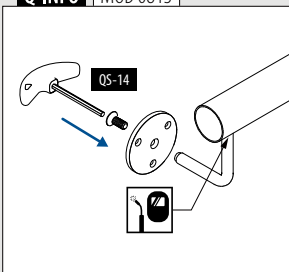


MOD 0816

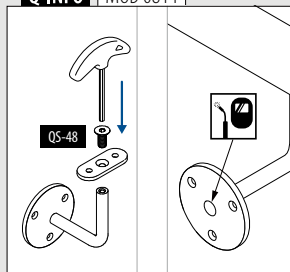
304	Børstet	
INDOOR		
130816	QS-14	2



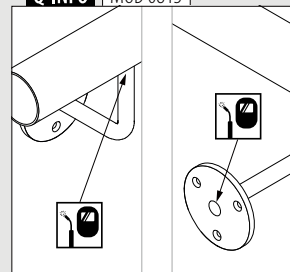
Q-INFO MOD 0813



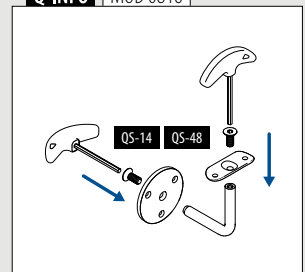
Q-INFO MOD 0814



Q-INFO MOD 0815



Q-INFO MOD 0816



Dækkapper



MOD 4511

304	Børstet		
INDOOR		H	
134511-040-12	108	25	2
316	Børstet		
OUTDOOR			
144511-040-12	108	25	2



MOD 4513

316	Børstet		
OUTDOOR			
144513-063-12			2



MOD 0519

316	Børstet		
OUTDOOR			
140519			2
Zink	Rustfrit stål effekt		
INDOOR			
100519			2



MOD 1514

304	Børstet		
INDOOR	Ø		
131514-012	12,0		2
131514-014	14,0		2



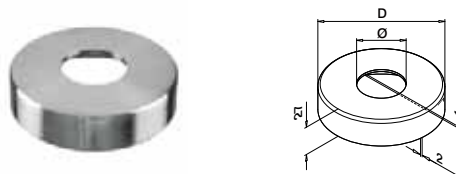
MOD 0512

304	Børstet		
INDOOR	Ø	D	
130512-033-12	33,7	105	2
130512-042-12	42,4	105	2
130512-048-12	48,3	105	2
316	Børstet		
OUTDOOR			
140512-033-12	33,7	105	2
140512-042-12	42,4	105	2
140512-048-12	48,3	105	2
316	Poleret		
OUTDOOR			
140512-042-10	42,4	105	2
140512-048-10	48,3	105	2



MOD 1515

304	Børstet		
INDOOR	Ø		
131515-012	12,0		2



MOD 0511

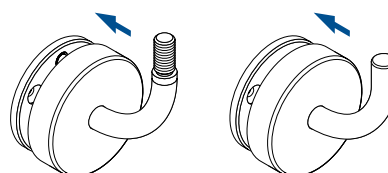
304	Børstet		
INDOOR	Ø	D	
130511-042-12	42,4	110	2
130511-048-12	48,3	120	2
316	Børstet		
OUTDOOR			
140511-042-12	42,4	110	2
140511-048-12	48,3	120	2

MOD 0513

304	Børstet		
INDOOR	Ø	D	
130513-042-12	42,4	125	2
130513-048-12	48,3	125	2
130513-060-12	60,3	125	2
316	Børstet		
OUTDOOR			
140513-042-12	42,4	125	2
140513-048-12	48,3	125	2

Q-INFO MOD 0519

For MOD 0109, 0113 og 0114



MOD 0519

MOD 0519

SELL OUT Kun så længe lager haves.



Tilslutningsplader til håndliste

Til fladt rør



MOD 1810

304		Børstet		
INDOOR				
131810-000-12	QS-48	472 / QS-10	472	8
316		Børstet		
OUTDOOR				
141810-000-12	QS-89	472 / QS-11	472	8



Til rundt rør

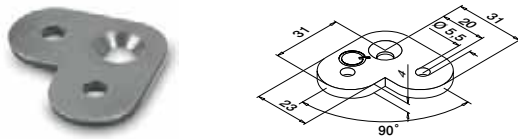


MOD 1810

304		Børstet			
INDOOR					
131810-033-12	33,7	QS-48	472 / QS-10	472	8
131810-042-12	42,4	QS-48	472 / QS-10	472	8
131810-048-12	48,3	QS-48	472 / QS-10	472	8
316		Børstet			
OUTDOOR					
141810-042-12	42,4	QS-89	472 / QS-11	472	8
141810-048-12	48,3	QS-89	472 / QS-11	472	8



Til fladt rør

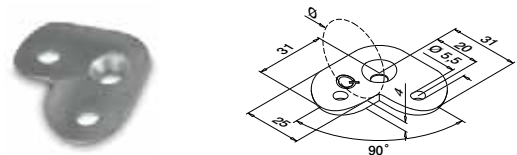


MOD 1802

304		Børstet		
INDOOR				
131802-000	QS-48	472 / QS-10	472	8



Til rundt rør

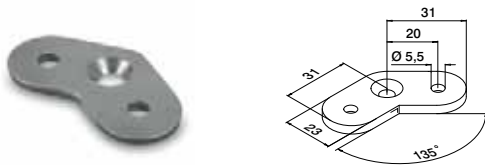


MOD 1802

304		Børstet			
INDOOR					
131802-042	42,4	QS-48	472 / QS-10	472	8
131802-048	48,3	QS-48	472 / QS-10	472	8



Til fladt rør

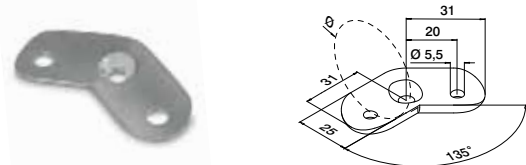


MOD 1801

304		Børstet		
INDOOR				
SELL OUT 131801-000	QS-48	472 / QS-10	472	8



Til rundt rør



MOD 1801

304		Børstet			
INDOOR					
SELL OUT 131801-042	42,4	QS-48	472 / QS-10	472	8
SELL OUT 131801-048	48,3	QS-48	472 / QS-10	472	8

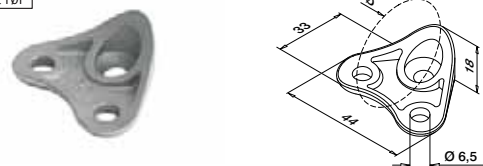


MOD 0811 335	MOD 0812 335	MOD 5735, 5736 336
------------------------	------------------------	------------------------------

MOD 1936 376	MOD 1937 376	MOD 1939 376
------------------------	------------------------	------------------------

MOD 4811 296	MOD 4733 296
------------------------	------------------------

Til rundt rør



MOD 1820

316		Børstet			
OUTDOOR					
141820-042-12	42,4	QS-89	472 / QS-11	472	8

Passer til MOD 0305 forbinderer
International Design Model Protection


SELL OUT Kun så længe lager haves.



d line
HANDRAIL SYSTEM

Dansk design af *Knud Holscher.*

“Attituden i det ekspressive og minimalistiske design i rustfrit stål er helt gennemført i d line gelændersystem. Det er en gruppe produkter, der er smukke og funktionelle i brug og samtidig nemme at installere, ændre på eller reparere. d line gelændersystem kan tilpasses den mest udfordrende arkitektur uden at gå på kompromis med det æstetiske.”



Tjek d line kataloget på
<https://q-ne.ws/DLine23>



reddot




Q-railing



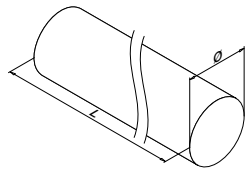
BENDYWOOD

NATURAIL

Find alle oplysninger
om træ online:



[https://q-ne.ws/
Wood23](https://q-ne.ws/Wood23)

**MOD 0990**

Bøg	Ubehandlet træ	
INDOOR	Ø	
170990-042-36-39	42,0	L = 3,6 m
170990-042-66-39	42,0	L = 6,6 m

PREFIX

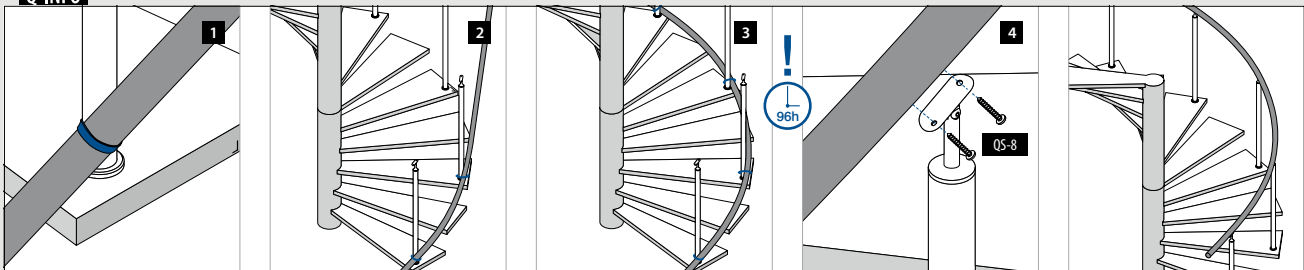


Se venligst installationsanvisningerne, der fulgte med produktet.
Træ er et naturligt produkt. Farven kan varieres.

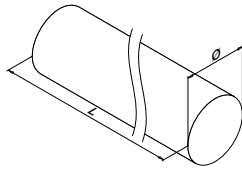
Q-INFO**Q-INFO**

Ø 42 R_{min} : 840 mm

Hvis delene forbliver i deres forpakning, kan de tilpasses inden for fire måneder efter leveringstidspunktet.

Q-INFO

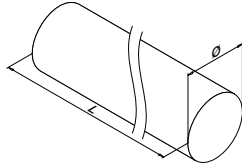
Træhåndlister rundstok



MOD 0950

Bøg	Ubehandlet træ	
INDOOR	Ø	
170950-042-25-39	42,0	L = 2,5 m

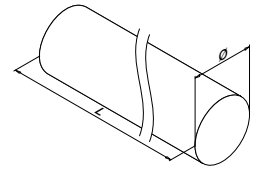
PREFIX



MOD 0950

Bøg	Lakeret	
INDOOR	Ø	
170950-042-25-40	42,0	L = 2,5 m

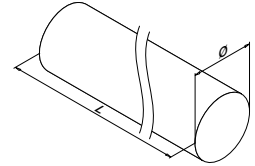
PREFIX



MOD 0950

Eg	Lakeret	
INDOOR	Ø	
170950-042-25-43	42,0	L = 2,5 m

PREFIX



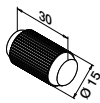
MOD 0950

Kambala	Ubehandlet træ	
OUTDOOR	Ø	
170950-042-25-47	42,0	L = 2,5 m

PREFIX

Tilbehør

Dyvler

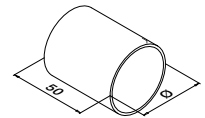


MOD 0203

Træ		
INDOOR	QS	
200203	QS-512	50

Håndlister

Forbindere



MOD 0793

304	Børstet		
INDOOR	Ø		
170793-042	42,0	QS-7	471 2
316	Børstet		
OUTDOOR			
180793-042	42,0	QS-50	471 2



Q-INFO | MOD 0950

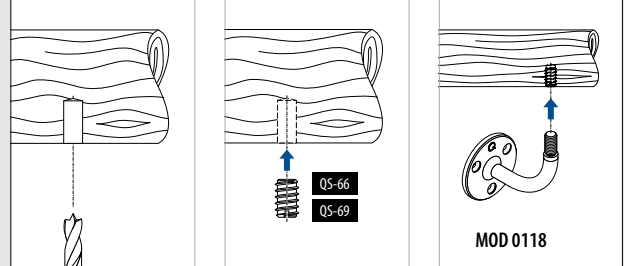
PREFIX



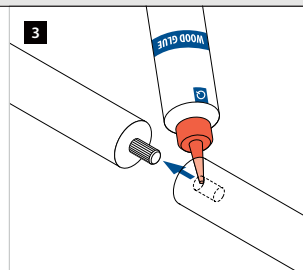
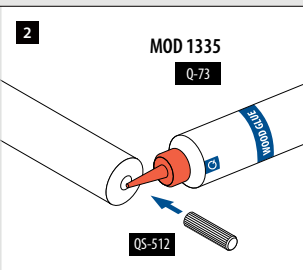
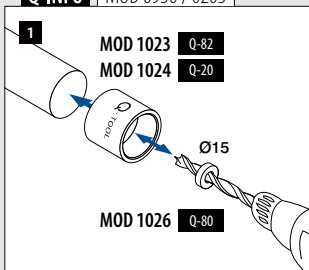
Q-INFO

Træ er et naturligt produkt. Farven kan variere.

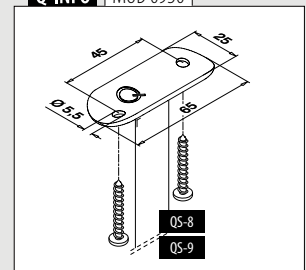
Q-INFO | MOD 0950



Q-INFO | MOD 0950 / 0203



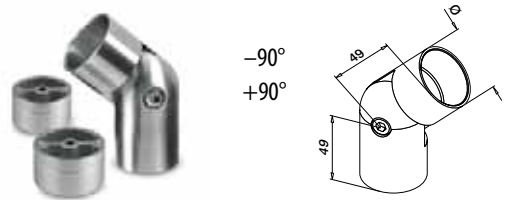
Q-INFO | MOD 0950





MOD 0313

316	Børstet			
OUTDOOR	Ø			
180313-042	42,0	QS-50	471	2



MOD 0308

304	Børstet			
INDOOR	Ø			
170308-042	42,0	QS-7	471	2



Adapter




MOD 0301

304	Børstet			
INDOOR	Ø			
170301-042	42,0	QS-7	471	2

316	Børstet			
OUTDOOR				
180301-042	42,0	QS-50	471	2



Passer ikke til MOD 0710, 0810 og 4710 håndlistestøtter.



MOD 0792

304	Rå			
INDOOR	Ø			
170792-042	42,0	QS-7	471	2

316	Rå			
OUTDOOR				
180792-042	42,0	QS-50	471	2



Endekapper



MOD 0732

304	Børstet			
INDOOR	Ø			
170732-042	42,0	QS-7	471	2

316	Børstet			
OUTDOOR				
180732-042	42,0	QS-50	471	2

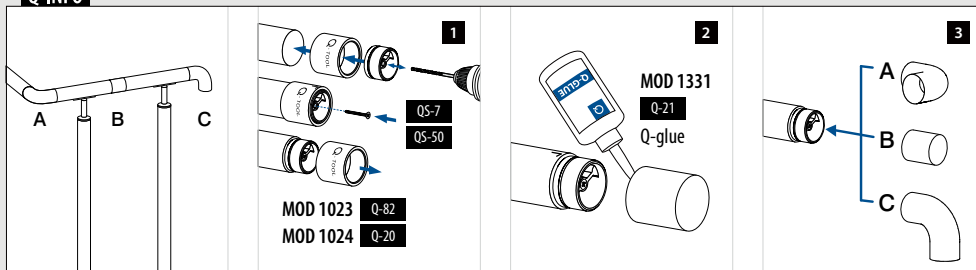


MOD 0739

304	Børstet			
INDOOR	Ø			
170739-042	42,0	QS-7	471	2



Q-INFO





Find alle oplysninger om
glasfyldninger online:



g-ne.ws/Infills23

Q-GLASS

FYLDNINGER - GLAS

Bestil glas, samtidig med at du bestiller
resten af dit stolpegelænder

Specialfremstillet glas

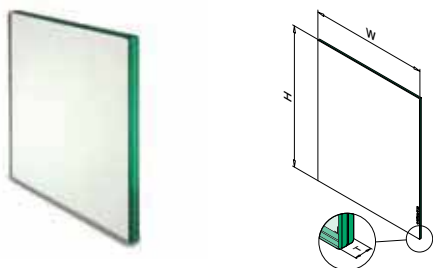
- Fra 6 mm monolitisk glas til 21,52 mm hærdet, lamineret glas
- Valgfri farve eller SentryGlas® folie
- Radiushjørner og polerede kanter på bestilling
- Valgfri for-borede huller

Glas fra lager

- Straks-levering
- Hærdet, lamineret glas
- 8,76 mm, 6 bredder
- Lige, runde og poleret kanter
- Afrundede hjørner

■ CE-mærkede ■ Høj kvalitet ■ Hurtig levering ■ Konkurrencedygtige priser og gennemskuelige tilbud ■ Nem bestilling

Q-GLASS (Hærdet/Lamineret)



MOD 5009

Sikkerhedsglas		Hærdet/lamineret	
OUTDOOR	H	W	T
195009-070-08	800	700	8,76
195009-080-08	800	800	8,76
195009-090-08	800	900	8,76
195009-095-08	800	950	8,76
195009-100-08	800	1000	8,76
195009-150-08	800	1500	8,76



Q-glass er altid på lager.

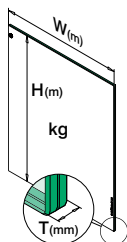
Q-INFO

Beregning

$$H (m) \times W (m) \times 2,5 \times 8 = \text{kg}$$

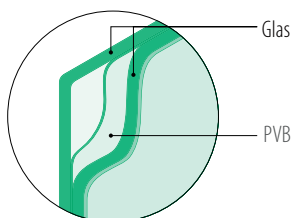
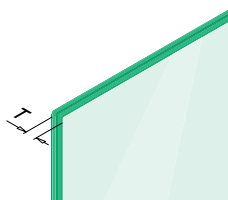
Eksempel

H	W	Tg
0,8 m	1,0 m	8 mm
$0,8 \times 1,0 \times 2,5 \times 8 = 16,00 \text{ kg}$		



Q-INFO

Lamineret sikkerhedsglas



✓ Lige kanter



✓ Afrundede hjørner



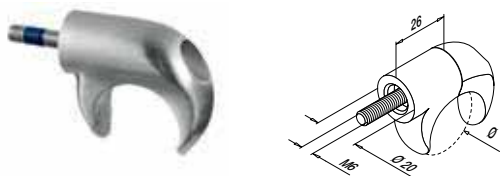
✓ Runde kanter



✓ Poleret kanter

Greb

Til fladt rør



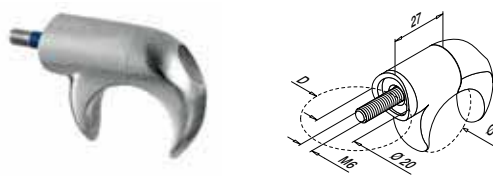
MOD 0860

304		Børstet	
INDOOR	Ø		
130860-000	30		2
316		Børstet	
OUTDOOR			
140860-000	30		2



International Design Model Protection

Til rundt rør



MOD 0860

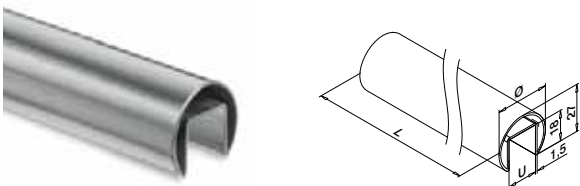
304		Børstet		
INDOOR	D	Ø		
130860-042	42,4	30		2
316		Børstet		
OUTDOOR				
140860-042	42,4	30		2
140860-048	48,3	30		2

SELL OUT



International Design Model Protection

Glasramme system

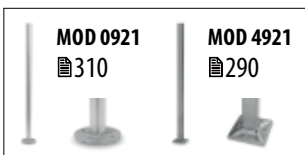


MOD 6930


304		Børstet		
INDOOR	Ø	U		
136930-25-12	30	14		L = 2,5 m
136930-50-12	30	14		L = 5 m
316		Børstet		
OUTDOOR				
146930-25-12	30	14		L = 2,5 m
146930-50-12	30	14		L = 5 m

SELL OUT

SELL OUT



Glass Wing® glas-gummisæt

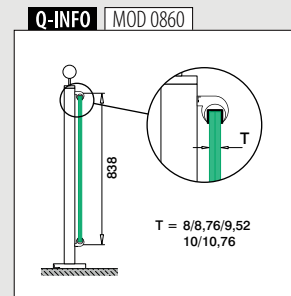
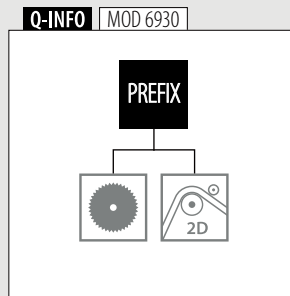
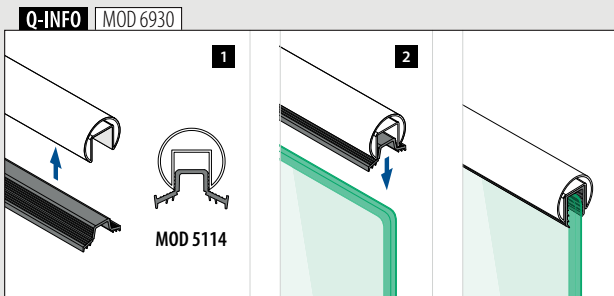


MOD 5114

Tilbehør				
Til hærdet glas	U	T		
205114-050-08	14	8		L = 5 m
205114-050-10	14	10		L = 5 m
Til lamineret glas				
205114-050-08	14	8,76 - 9,52		L = 5 m
205114-050-10	14	10,76		L = 5 m

International Design Model Protection

SELL OUT Kun så længe lager haves.



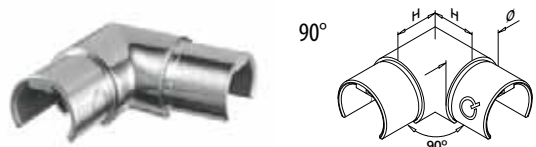


Forbinderer



MOD 6793

304		Børstet		
INDOOR	Til rør Ø			
136793-030-12	30 x 1,5			2
316		Børstet		
OUTDOOR	Til rør Ø			
146793-030-12	30 x 1,5			2



MOD 6333

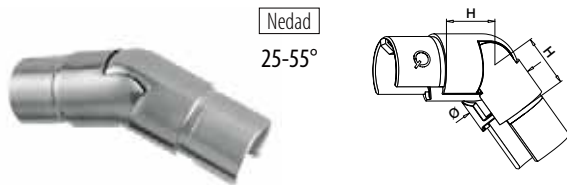
304		Børstet		
INDOOR	Til rør Ø	H		
136333-12	30 x 1,5	25		2
316		Børstet		
OUTDOOR	Til rør Ø	H		
146333-12	30 x 1,5	25		2



Håndlister

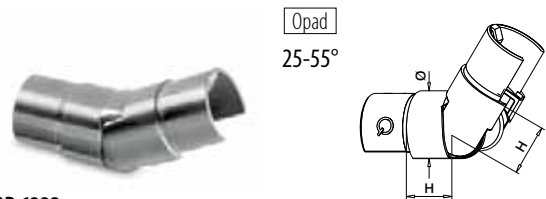
Forbinderer

Justerbar



MOD 6332

316		Børstet		
OUTDOOR	Til rør Ø	H		
146332-02-12	30 x 1,5	25		2



MOD 6332

316		Børstet		
OUTDOOR	Til rør Ø	H		
146332-01-12	30 x 1,5	25		2



Håndlister

Endekapper




MOD 6733

304		Børstet		
INDOOR	Til rør Ø			
136733-030-12	30 x 1,5			2
316		Børstet		
OUTDOOR	Til rør Ø			
146733-030-12	30 x 1,5			2



Find alle oplysninger om
fyldninger med rør og
stænger online:



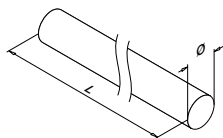
q-ne.ws/Infills23

FYLDNINGER - STÆNGER OG RØR

Fyldninger

Stænger

Q-TUBE



MOD 1910

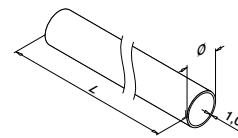
304 Børstet			
INDOOR	Ø		
131910-012-25-12	12	L = 2,5 m	
131910-012-50-12	12	L = 5 m	
316 Børstet			
OUTDOOR			
141910-012-25-12	12	L = 2,5 m	
141910-012-50-12	12	L = 5 m	
316 Poleret			
OUTDOOR			
141910-012-50-10	12	L = 5 m	



Fyldninger

Rør

Q-TUBE



MOD 1900

304 Børstet			
INDOOR	Ø		
131900-112-25-12	12	L = 2,5 m	
131900-112-50-12	12	L = 5 m	
304 Børstet			
INDOOR			
131900-016-50-12	16	L = 5 m	
316 Børstet			
OUTDOOR			
141900-016-50-12	16	L = 5 m	



Fyldninger

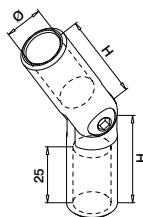
Forbinderer

Justerbar



Til stang

-90°
+90°

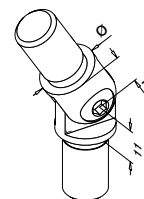


MOD 1312

304 Børstet			
INDOOR	Ø	H	
131312-012-12	12	36	6
316 Børstet			
OUTDOOR			
141312-012-12	12	36	6



-90°
+90°



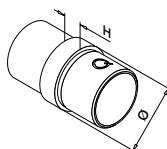
MOD 1302

304 Børstet			
INDOOR	Til rør Ø		
131302-016-12	16 x 1,0		6
316 Børstet			
OUTDOOR			
141302-016-12	16 x 1,0		6



Fyldninger

Forbinderer

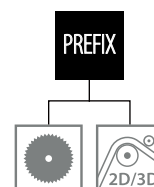


MOD 1790

304 Børstet			
INDOOR	Til rør Ø	H	
131790-112-12	12 x 1,0	5	4
131790-016-12	16 x 1,0	6	4
316 Børstet			
OUTDOOR			
141790-016-12	16 x 1,0	6	4



Q-INFO | MOD 1910 / 1900

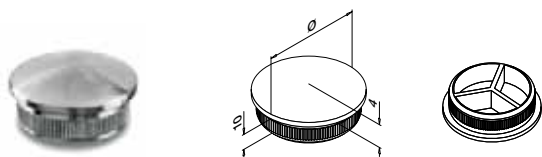


Endekapper



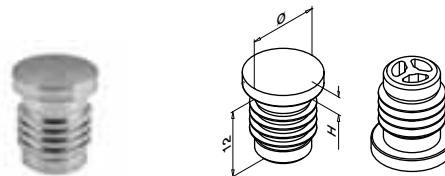
MOD 1729

304		Børstet		
INDOOR	Til rør Ø	H		
131729-016-12	16,0 x 1,0	4	2	
316		Børstet		
OUTDOOR				
141729-016-12	16,0 x 1,0	4	2	



MOD 1759 - EASY HIT®

304		Børstet		
INDOOR	Til rør Ø			
131759-112-12	12 x 1,0	4		
316		Børstet		
OUTDOOR				
141759-112-12	12 x 1,0	4		



MOD 1759 - EASY HIT®

Plastik		Rustfrit stål effekt		
INDOOR	Til rør Ø	H		
151759-112	12 x 1,0	3	4	
151759-016	16 x 1,0	4	4	



MOD 0735

304		Børstet		
INDOOR	Ø			
130735-012-12	12	QS-5	471	4
316		Børstet		
OUTDOOR				
140735-012-12	12	QS-6	471	4



Slut fittings



MOD 0220

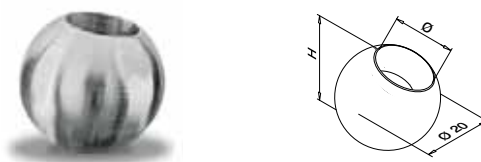
304		Børstet			
INDOOR	Ø	H	d		
130220-020	20	ca. 18,5	M6	6	
130220-025	25	ca. 23,5	M8	6	
130220-030	30	ca. 28,5	M8	6	
130220-050	50	ca. 48,5	M8	2	

SELL OUT

316		Børstet			
OUTDOOR					
140220-020	20	ca. 18,5	M6	6	
140220-025	25	ca. 23,5	M8	6	
140220-040	40	ca. 38,5	M8	2	

SELL OUT

SELL OUT

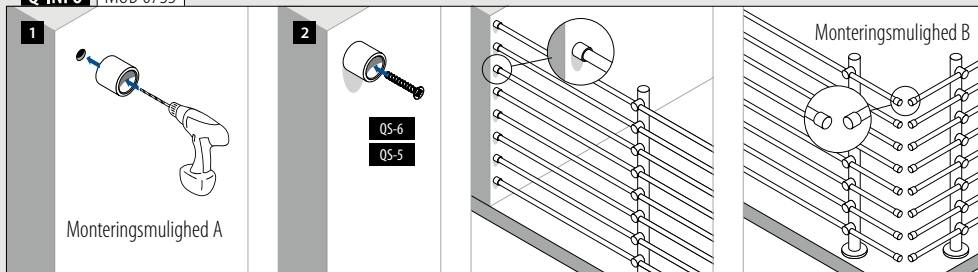


MOD 1221

304		Børstet		
INDOOR	Ø	H		
131221-012	12	ca. 17,5	6	
316		Børstet		
OUTDOOR				
141221-012	12	ca. 17,5	6	



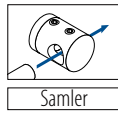
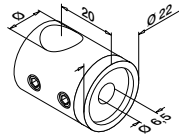
Q-INFO | MOD 0735



SELL OUT Kun så længe lager haves.

Tværstangholder

Til fladt rør

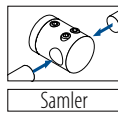
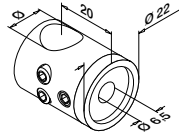


MOD 0830

304 Børstet		316 Børstet	
INDOOR	Ø		
130830-000-12	12	QS-15 472	4
INDOOR	Ø		
140830-000-12	12	QS-16 472	4



Til fladt rør

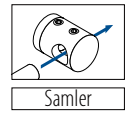
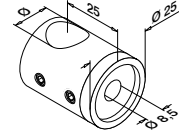


MOD 0831

304 Børstet		316 Børstet	
INDOOR	Ø		
130831-000-12	12	QS-15 472	4
INDOOR	Ø		
140831-000-12	12	QS-16 472	4



Til fladt rør

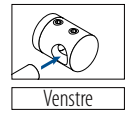
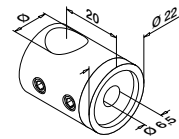


MOD 0840

304 Børstet		316 Børstet	
INDOOR	Ø		
130840-000-12	16	QS-19 472	4



Til fladt rør

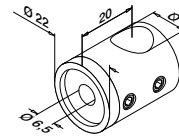


MOD 0832

304 Børstet		316 Børstet	
INDOOR	Ø		
130832-000-12	12	QS-15 472	4
INDOOR	Ø		
140832-000-12	12	QS-16 472	4



Til fladt rør



MOD 0833

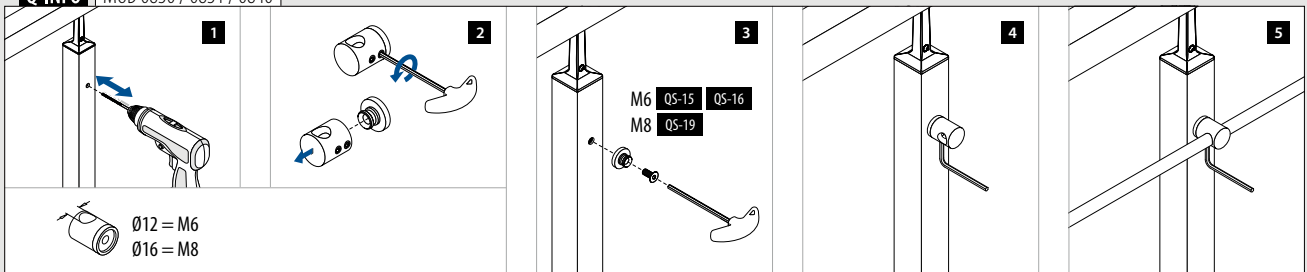
304 Børstet		316 Børstet	
INDOOR	Ø		
130833-000-12	12	QS-15 472	4
INDOOR	Ø		
140833-000-12	12	QS-16 472	4



FYLDNINGER - STÆNGER OG RØR

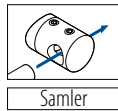
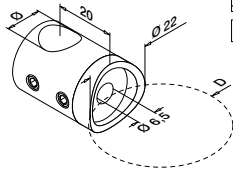
STOLPEGELÆNDSYSTEMER

Q-INFO | MOD 0830 / 0831 / 0840



Tværstangholder

Til rundt rør



MOD 0830

304 Børstet

INDOOR

SELL OUT	INDOOR	D	Ø	Q	472	4
	130830-033-12	33,7	12	QS-15	472	4
	130830-042-12	42,4	12	QS-15	472	4
	130830-048-12	48,3	12	QS-15	472	4

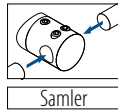
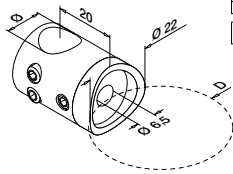
316 Børstet

OUTDOOR

	140830-042-12	42,4	12	QS-16	472	4
	140830-048-12	48,3	12	QS-16	472	4



Til rundt rør



MOD 0831

304 Børstet

INDOOR

SELL OUT	INDOOR	D	Ø	Q	472	4
	130831-033-12	33,7	12	QS-15	472	4
	130831-042-12	42,4	12	QS-15	472	4
	130831-048-12	48,3	12	QS-15	472	4

316 Børstet

OUTDOOR

	140831-042-12	42,4	12	QS-16	472	4
	140831-048-12	48,3	12	QS-16	472	4

316 Poleret

OUTDOOR

	140831-042-10	42,4	12	QS-16	472	4
--	---------------	------	----	-------	-----	---




MOD 1910
392



MOD 1900
392


Q-INFO | 304 | 316

10



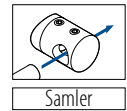
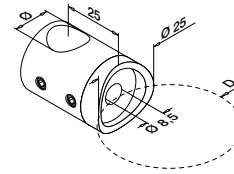
Poleret

12



Børstet

Til rundt rør



MOD 0840

304 Børstet

INDOOR

SELL OUT	INDOOR	D	Ø	Q	472	4
	130840-042-12	42,4	16	QS-19	472	4

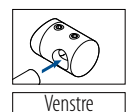
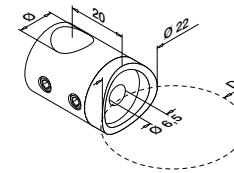
316 Børstet

OUTDOOR

	140840-042-12	42,4	16	QS-20	472	4
	140840-048-12	48,3	16	QS-20	472	4



Til rundt rør



MOD 0832

304 Børstet

INDOOR

SELL OUT	INDOOR	D	Ø	Q	472	4
	130832-033-12	33,7	12	QS-15	472	4
	130832-042-12	42,4	12	QS-15	472	4
	130832-048-12	48,3	12	QS-15	472	4

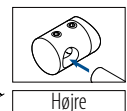
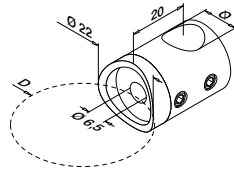
316 Børstet

OUTDOOR

	140832-042-12	42,4	12	QS-16	472	4
--	---------------	------	----	-------	-----	---



Til rundt rør



MOD 0833

304 Børstet

INDOOR

SELL OUT	INDOOR	D	Ø	Q	472	4
	130833-033-12	33,7	12	QS-15	472	4
	130833-042-12	42,4	12	QS-15	472	4
	130833-048-12	48,3	12	QS-15	472	4

316 Børstet

OUTDOOR

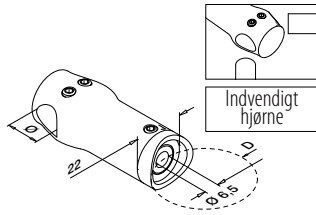
	140833-042-12	42,4	12	QS-16	472	4
--	---------------	------	----	-------	-----	---



SELL OUT Kun så længe lager haves.

Tværstangholder

Til rundt rør



MOD 0834

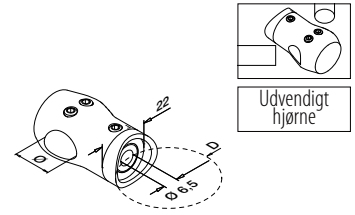
304		Børstet			
INDOOR	D	Ø			
130834-042-12	42,4	12	QS-15	4	
130834-048-12	48,3	12	QS-15	4	
316		Børstet			
OUTDOOR	D	Ø			
140834-042-12	42,4	12	QS-16	4	
140834-048-12	48,3	12	QS-16	4	

SELL OUT



International Design Model Protection

Til rundt rør



MOD 0839

304		Børstet			
INDOOR	D	Ø			
130839-042-12	42,4	12	QS-15	4	
130839-048-12	48,3	12	QS-15	4	
316		Børstet			
OUTDOOR	D	Ø			
140839-042-12	42,4	12	QS-16	4	
140839-048-12	48,3	12	QS-16	4	

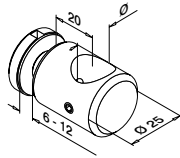
SELL OUT



International Design Model Protection

Glasadaptere

Ø 25 mm



MOD 0755

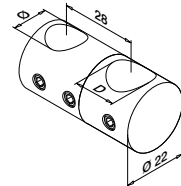
304		Børstet	
INDOOR	Ø		
130755-16	16	4	
316		Børstet	
OUTDOOR	Ø		
140755-12	12	4	

SELL OUT



Tværstangholder

Stangmontering



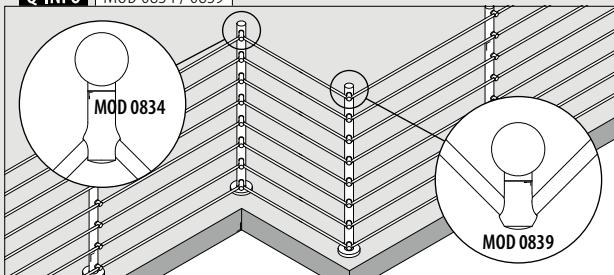
MOD 0827

304		Børstet		
INDOOR	D	Ø		
130827-012	12	12	4	
130827-016	16	12	4	

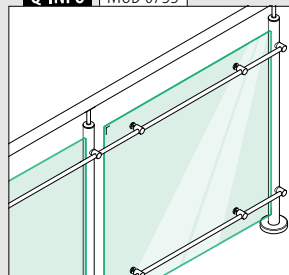


SELL OUT Kun så længe lager haves.

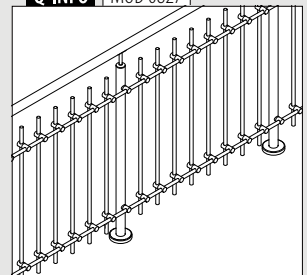
Q-INFO | MOD 0834 / 0839



Q-INFO | MOD 0755

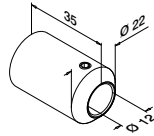


Q-INFO | MOD 0827



Tværstangholder

Til fladt rør



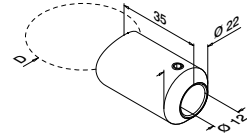
MOD 0850

304 Børstet		316 Børstet	
INDOOR		OUTDOOR	
130850-000	QS-23 472	140850-000	QS-53 472
	4		4

SELL OUT



Til rundt rør



MOD 0850

304 Børstet		316 Børstet	
INDOOR	D	INDOOR	D
130850-042	42,4	140850-042	42,4



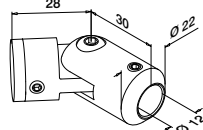
Tværstangholder

Justerbar

Til fladt rør



-90°
+90°



MOD 0855

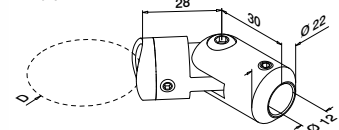
304 Børstet		316 Børstet	
INDOOR		OUTDOOR	
130855-000	QS-15 472		
	4		



Til rundt rør



-90°
+90°

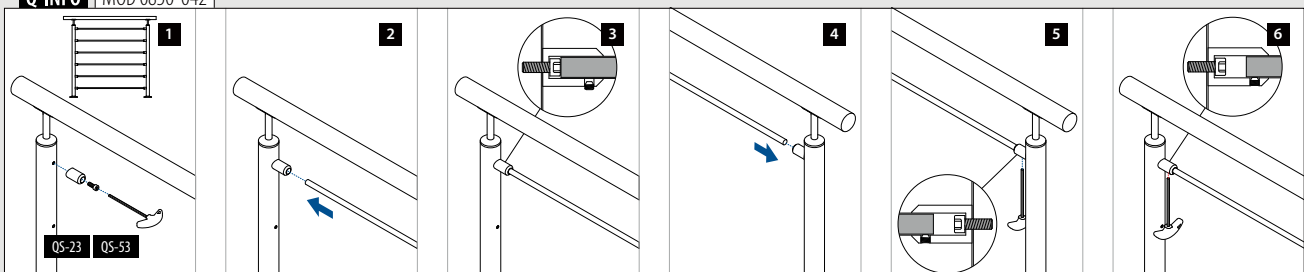


MOD 0855

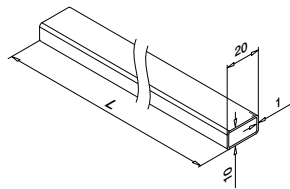
304 Børstet		316 Børstet	
INDOOR	D	INDOOR	D
130855-042	42,4	130855-042	42,4



Q-INFO | MOD 0850-042

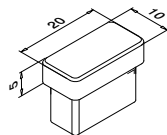






MOD 1940

304	Børstet		
INDOOR			
131940-021-50-12	20 x 10 x 1,0		L = 5 m
316	Børstet		
OUTDOOR			
141940-021-50-12	20 x 10 x 1,0		L = 5 m
PREFIX			



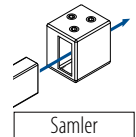
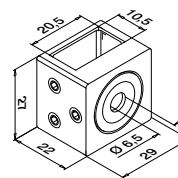
MOD 1712

304	Børstet		
INDOOR		Til rør □	
131712-021-12	20 x 10 x 1,0		4
316	Børstet		
OUTDOOR			
141712-021-12	20 x 10 x 1,0		4



International Design Model Protection

Til fladt rør



MOD 4827

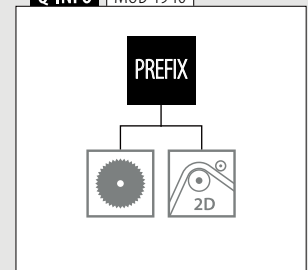
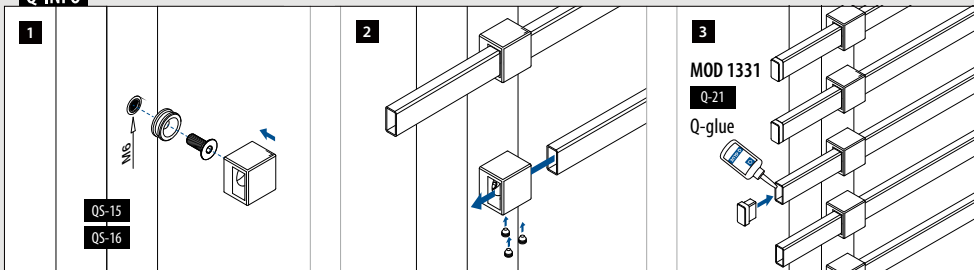
304	Børstet		
INDOOR		Til rør □	
134827-12	20 x 10 x 1,0	QS-15 472	4
316	Børstet		
OUTDOOR			
144827-12	20 x 10 x 1,0	QS-16 472	4



International Design Model Protection

Q-INFO

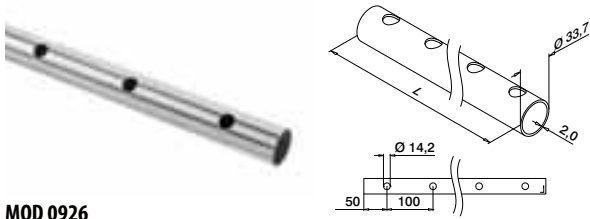
Q-INFO MOD 1940





Fyldninger

Rør til lodrette stænger (tremmelænder)



MOD 0926

316

Børstet

OUTDOOR

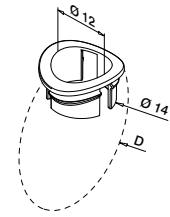
140926-233-25-12

L = 2,5 m

PREFIX

Fyldninger

Adapter til lodrette stænger (tremmelænder)



MOD 0521

Plastik

Rustfrit stål effekt

OUTDOOR

D

SELL OUT 150521

33,7

50

Fyldninger

Stænger til lodrette stænger (tremmelænder)

Q-TUBE



MOD 1910

316

Børstet

OUTDOOR

Ø

L

141910-012-25-12

12

L = 2,5 m

141910-012-50-12

12

L = 5 m

PREFIX



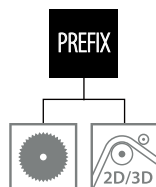
STOLPELÆNDESYSTEMER

FYLDNINGER - STÆNGER OG RØR

Q-INFO MOD 0926



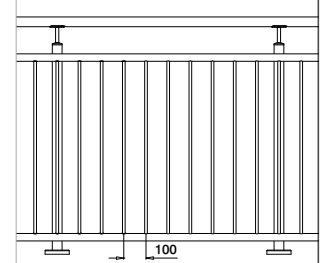
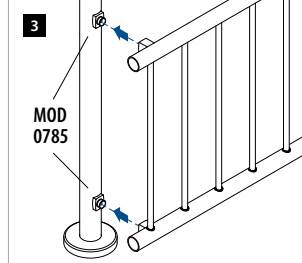
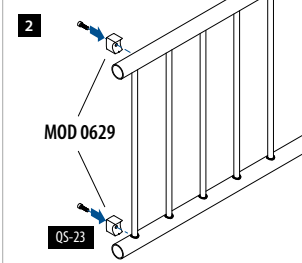
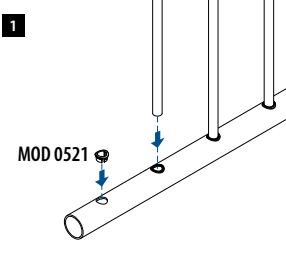
Q-INFO MOD 1910



SELL OUT

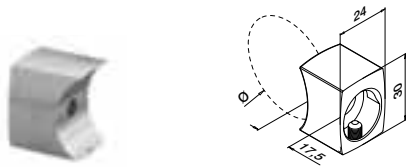
Kun så længe lager haves.

Q-INFO



Rør adapter

Til rundt rør



MOD 0629

316	Børstet		
OUTDOOR	Ø		
140629-033	33,7	QS-53 472	4
140629-042	42,4	QS-53 472	4

SELL OUT



International Design Model Protection

Adapter til rør adapter MOD 0629

Til fladt rør

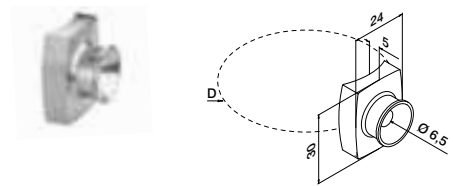


MOD 0785

316	Børstet		
OUTDOOR			
140785-000-12	QS-16 472		4



Til rundt rør

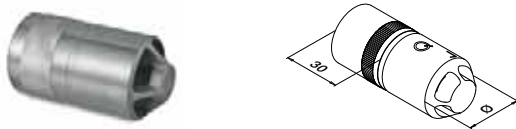


MOD 0785

316	Børstet		
OUTDOOR	D		
140785-042-12	42,4	QS-16 472	4
140785-048-12	48,3	QS-16 472	4



Forbinderer

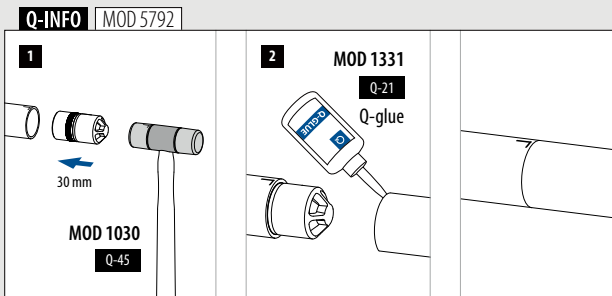


MOD 5792 - EASY HIT®

316	Rå	Til rør Ø	
OUTDOOR			
145792-233		33,7 x 2,0	2

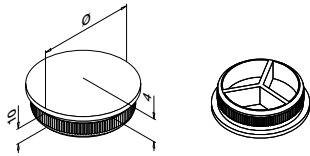


International Design Model Protection



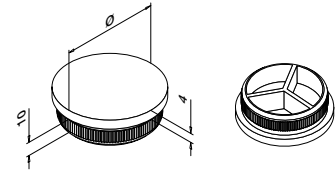
SELL OUT Kun så længe lager haves.

Endekapper



MOD 5729 - EASY HIT®

316	Børstet		
OUTDOOR		Til rør Ø	
145729-233-12		33,7 x 2,0	2

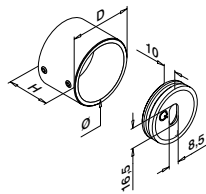


MOD 5732 - EASY HIT®

316	Børstet		
OUTDOOR		Til rør Ø	
145732-233-12		33,7 x 2,0	2



Vægflange

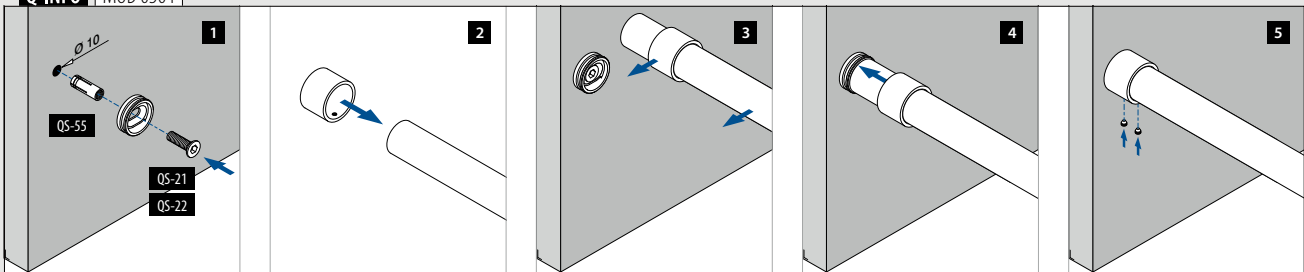


MOD 0504

316	Børstet					
OUTDOOR		Ø	D	H		
140504-033-12		33,7	41	30	QS-55 470 / QS-22 472	2




Q-INFO MOD 0504






Find alle oplysninger om
kabelfyldninger online:



q-ne.ws/lnfills23

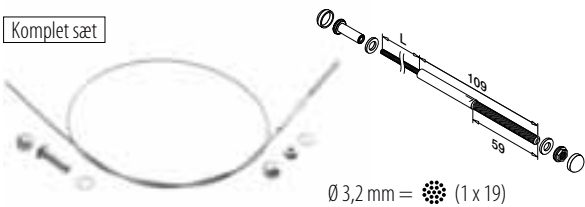
FYLDNINGER - KABEL



Fyldninger

Kabel system, 3,2 mm

Komplet sæt



Ø 3,2 mm = (1 x 19)

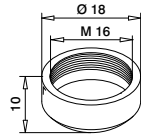
MOD 7901

316	Børstet		
OUTDOOR		Kabel Ø	
147901-003-01		3,2	L = 1 m
147901-003-02		3,2	L = 2,5 m
147901-003-05		3,2	L = 5 m
147901-003-07		3,2	L = 7,5 m
147901-003-10		3,2	L = 10 m
147901-003-12		3,2	L = 12,5 m
147901-003-20		3,2	L = 20 m

Fyldninger

Endekapper

For MOD 7240



MOD 7245

316	Børstet		
OUTDOOR			
147245			8

Fyldninger

Fast Fix værktøj

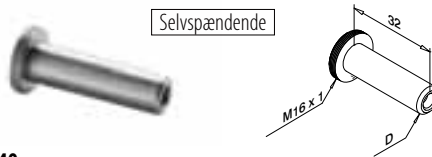


MOD 7802

316	Børstet		
OUTDOOR		Til kabel Ø	
207802-003		3,2	1

Fyldninger

Adapter



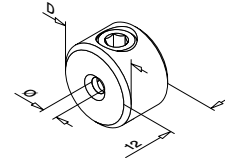
MOD 7240

316	Børstet			
OUTDOOR		Til kabel Ø	D	
147240-003		3,2	9,3	2

International Design Model Protection

Fyldninger

Kabelstopper



MOD 7400

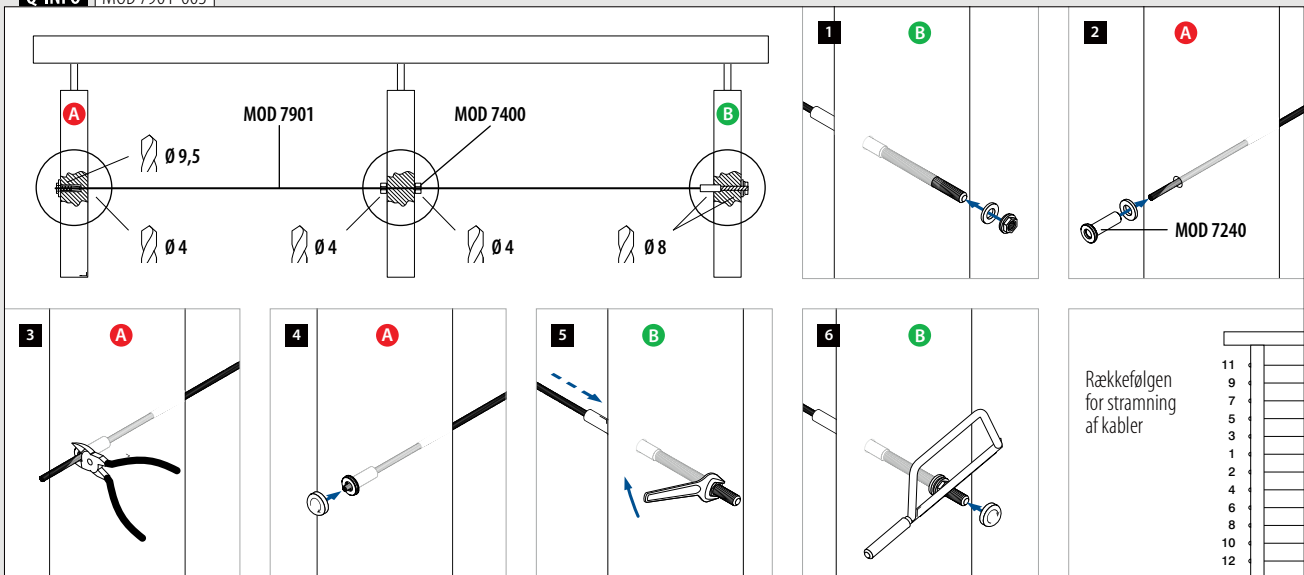
316	Børstet			
OUTDOOR		Til kabel Ø	D	
147400-003		3,2 - 4,0	18	6



Q-INFO MOD 7400

Benyt altid kabelstopperne for at overføre belastningen til næste stolpe

Q-INFO MOD 7901-003



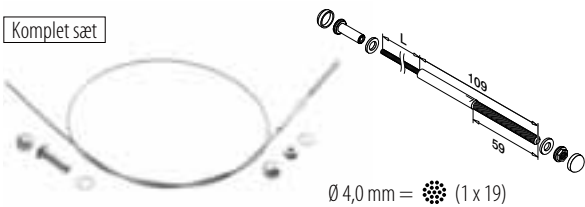
STOLPELÆNDESYSTEMER

FYLDNINGER - KABEL - FAST FIX

Fyldninger

Kabel system, 4,0 mm

Komplet sæt



Ø 4,0 mm = (1 x 19)

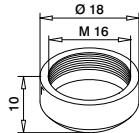
MOD 7901

316 Børstet		
OUTDOOR	Kabel Ø	
147901-004-01	4,0	L = 1 m
147901-004-02	4,0	L = 2,5 m
147901-004-05	4,0	L = 5 m
147901-004-07	4,0	L = 7,5 m
147901-004-10	4,0	L = 10 m
147901-004-12	4,0	L = 12,5 m
147901-004-20	4,0	L = 20 m

Fyldninger

Endekapper

For MOD 7240



MOD 7245

316 Børstet		
OUTDOOR		
147245		8

Fyldninger

Fast Fix værktøj



MOD 7802

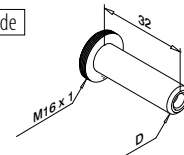
316 Børstet		
OUTDOOR	Til kabel Ø	
207802-004	4,0	1

Fyldninger

Adapter



Selvspændende



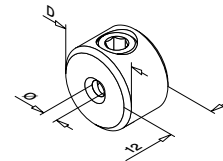
MOD 7240

316 Børstet			
OUTDOOR	Til kabel Ø	D	
147240-004	4,0	11,3	2

International Design Model Protection

Fyldninger

Kabelstopper



MOD 7400

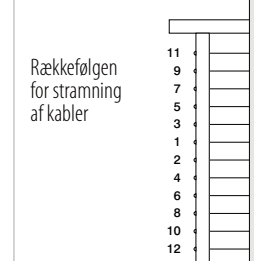
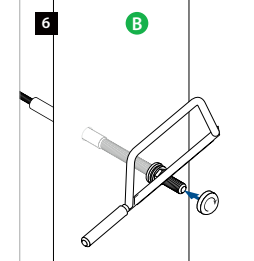
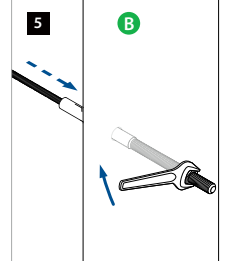
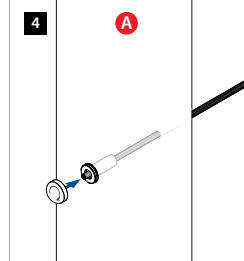
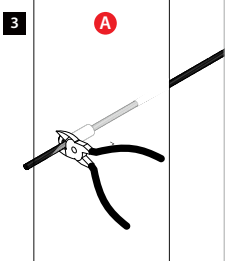
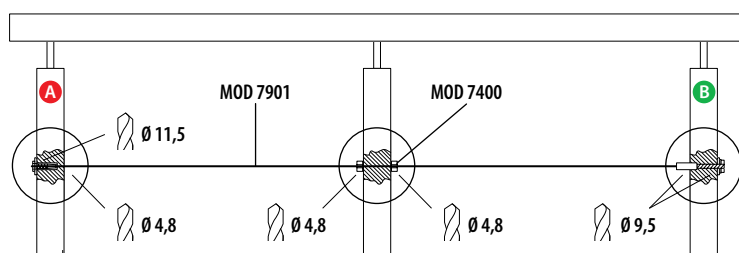
316 Børstet			
OUTDOOR	Til kabel Ø	D	
147400-003	3,2 - 4,0	18	6



Q-INFO MOD 7400 / 7401

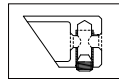
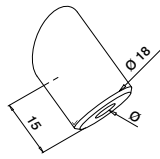
Benyt altid kabelstopperne for at overføre belastningen til næste stolpe

Q-INFO MOD 7901-004



Kabelstoppere til diagonal installering

Til fladt rør



Nedad

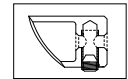
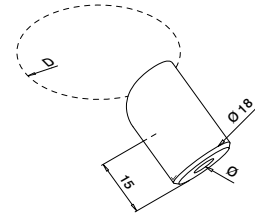
+/- 35°

MOD 7401

304	Børstet		
INDOOR		Til kabel Ø	
137401-000-02		3,2 - 4,0	6
316	Børstet		
OUTDOOR			
147401-000-02		3,2 - 4,0	6



Til rundt rør



Nedad

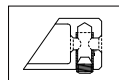
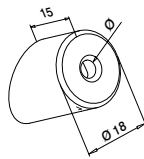
+/- 35°

MOD 7401

304	Børstet		
INDOOR		D	Til kabel Ø
137401-042-02		42,4	3,2 - 4,0
316	Børstet		
OUTDOOR			
147401-042-02		42,4	3,2 - 4,0



Til fladt rør



Opad

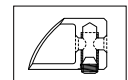
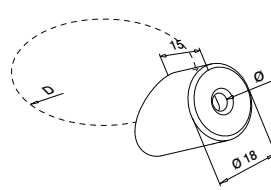
+/- 35°

MOD 7401

304	Børstet		
INDOOR		Til kabel Ø	
137401-000-01		3,2 - 4,0	6
316	Børstet		
OUTDOOR			
147401-000-01		3,2 - 4,0	6



Til rundt rør



Opad

+/- 35°

MOD 7401

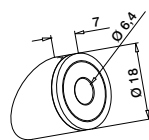
304	Børstet		
INDOOR		D	Til kabel Ø
137401-042-01		42,4	3,2 - 4,0
316	Børstet		
OUTDOOR			
147401-042-01		42,4	3,2 - 4,0



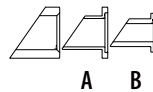
Adaptore til diagonal installering

Til fladt rør

Top og bund



+/- 35°

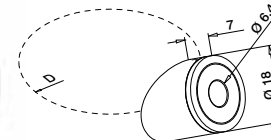


MOD 7403

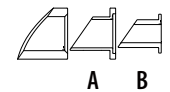
304	Børstet		
INDOOR		Til kabel Ø	
137403-000		3,2 - 4,0	6
316	Børstet		
OUTDOOR			
147403-000		3,2 - 4,0	6

Til rundt rør

Top og bund



+/- 35°



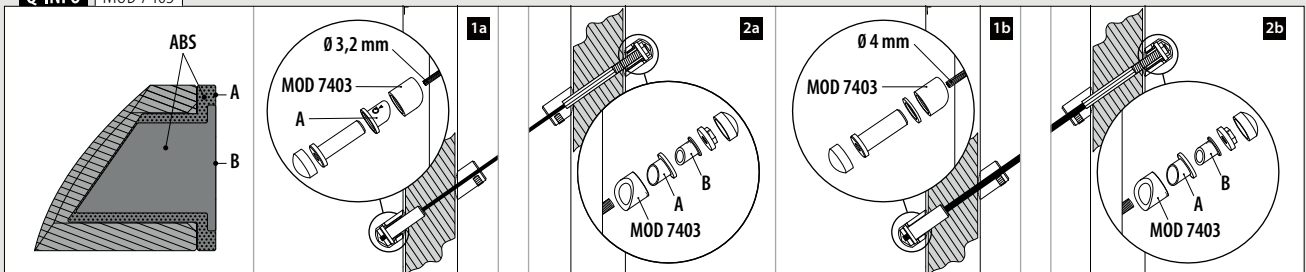
MOD 7403

304	Børstet		
INDOOR		D	Til kabel Ø
137403-042		42,4	3,2 - 4,0
316	Børstet		
OUTDOOR			
147403-042		42,4	3,2 - 4,0

International Design Model Protection

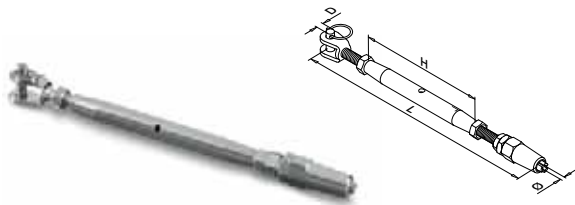
International Design Model Protection

Q-INFO MOD 7403



Fylldninger

Terminalstrammer



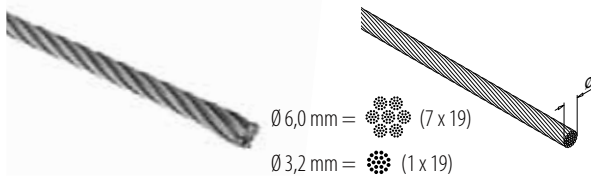
MOD 7250

304		Børstet				
INDOOR	Til kabel Ø	D	H	L		
137250-003	3,2	5	90	155 - 230	2	
137250-006	6,0	9	125	270 - 325	2	
316		Børstet				
OUTDOOR						
147250-003	3,2	5	90	155 - 230	2	
147250-006	6,0	9	125	270 - 325	2	



Fylldninger

Kabler



MOD 7900

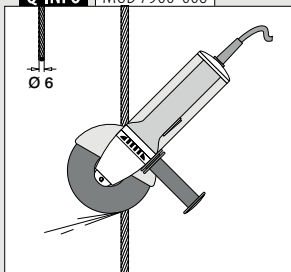
304		Børstet	
INDOOR	Ø		
137900-003-10	3,2	L = 10 m	
137900-003-50	3,2	L = 50 m	
137900-003-01	3,2	L = 100 m	
137900-006-10	6,0	L = 10 m	
137900-006-50	6,0	L = 50 m	
137900-006-01	6,0	L = 100 m	
316		Børstet	
OUTDOOR			
147900-003-10	3,2	L = 10 m	
147900-003-50	3,2	L = 50 m	
147900-003-01	3,2	L = 100 m	
147900-006-10	6,0	L = 10 m	
147900-006-50	6,0	L = 50 m	
147900-006-01	6,0	L = 100 m	

Kun så længe lager haves.

Q-INFO | MOD 7400

Benyt altid kabelstopperne for at overføre belastningen til næste stolpe

Q-INFO | MOD 7900-006



Q-INFO

Kabel saks



MOD 7800
 485

Fylldninger

Terminalholder



MOD 7300

304		Børstet			
INDOOR	Til kabel Ø	D	L		
137300-003	3,2	5	50	2	
137300-006	6,0	9	97	2	
316		Børstet			
OUTDOOR					
147300-003	3,2	5	50	2	
147300-006	6,0	9	97	2	



Fylldninger

Øjebolt

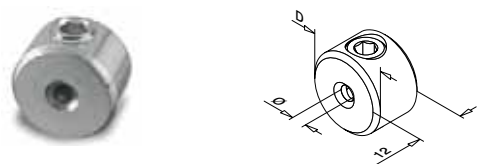


MOD 7350

304		Børstet				
INDOOR	d	Ø	Til kabel Ø	L		
137350-619	M6	6	3,2	19	10	
137350-130	M10	9	6,0	30	10	
316		Børstet				
OUTDOOR						
147350-619	M6	6	3,2	19	10	
147350-130	M10	9	6,0	30	10	

Fylldninger

Kabelstopper

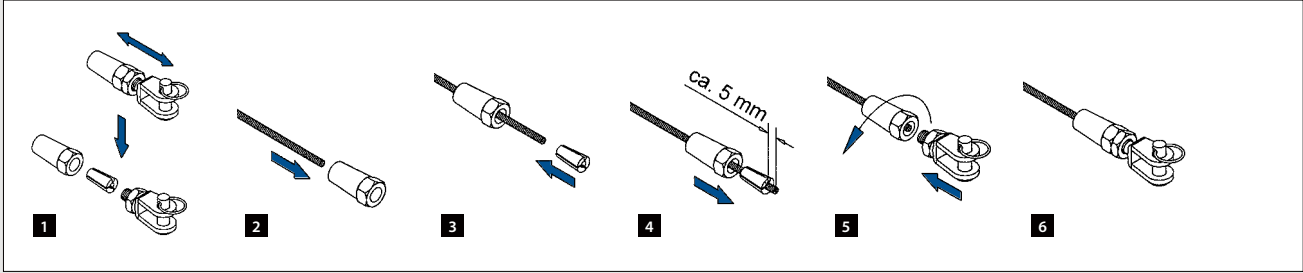


MOD 7400

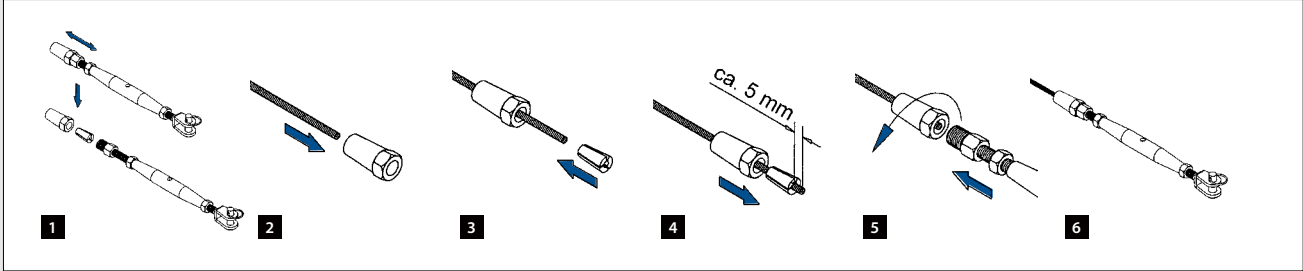
304		Børstet		
INDOOR	Til kabel Ø	D		
137400-003	3,2	18	6	
137400-006	6,0	20	6	
316		Børstet		
OUTDOOR				
147400-003	3,2	18	6	
147400-006	6,0	20	6	



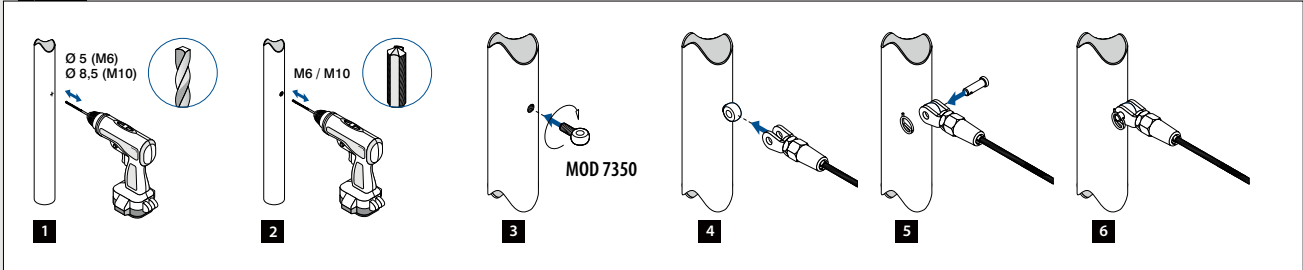
Q-INFO



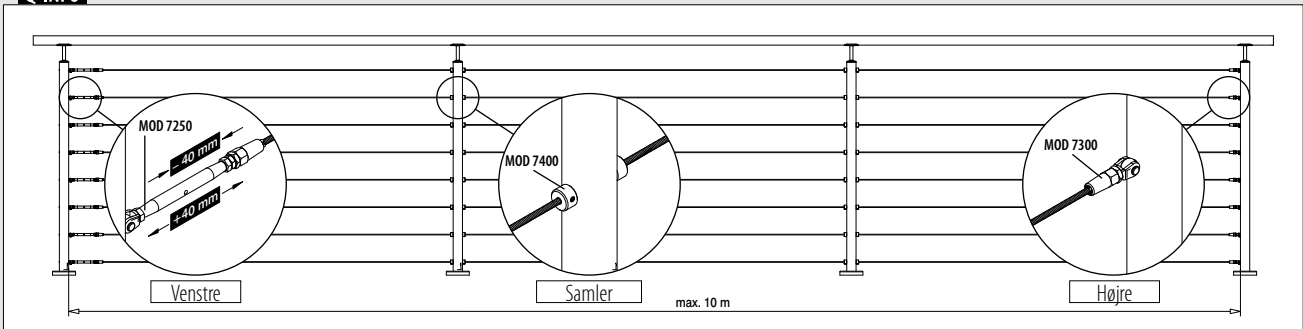
Q-INFO



Q-INFO

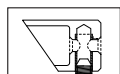
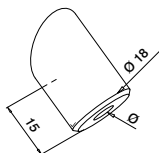


Q-INFO



Kabelstopperne til diagonal installering

Til fladt rør



Nedad

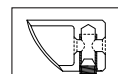
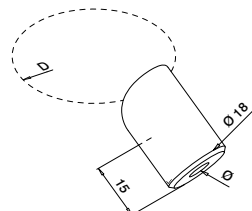
+/- 35°

MOD 7401

304 Børstet		
INDOOR	Til kabel Ø	
137401-000-02	3,2	6
316 Børstet		
OUTDOOR	Til kabel Ø	
147401-000-02	3,2	6



Til rundt rør



Nedad

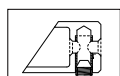
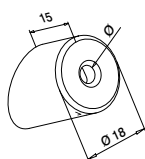
+/- 35°

MOD 7401

304 Børstet			
INDOOR	D	Til kabel Ø	
137401-042-02	42,4	3,2	6
316 Børstet			
OUTDOOR	D	Til kabel Ø	
147401-042-02	42,4	3,2	6



Til fladt rør



Opad

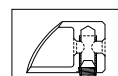
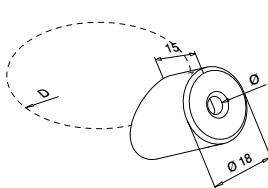
+/- 35°

MOD 7401

304 Børstet		
INDOOR	Til kabel Ø	
137401-000-01	3,2	6
316 Børstet		
OUTDOOR	Til kabel Ø	
147401-000-01	3,2	6



Til rundt rør



Opad

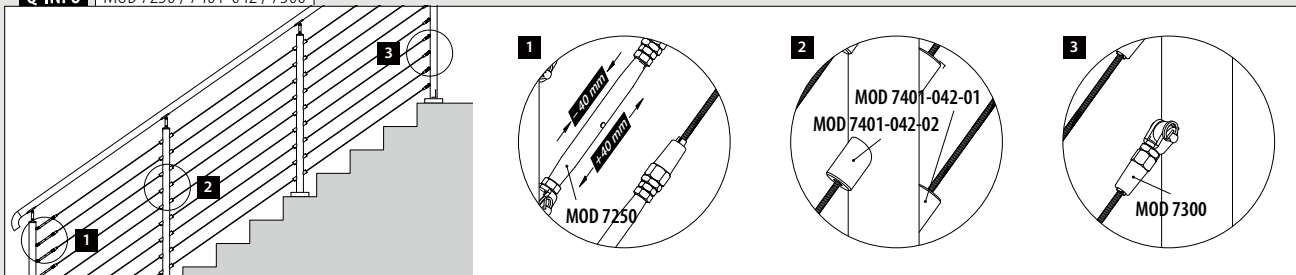
+/- 35°

MOD 7401

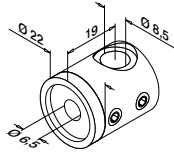
304 Børstet			
INDOOR	D	Til kabel Ø	
137401-042-01	42,4	3,2	6
316 Børstet			
OUTDOOR	D	Til kabel Ø	
147401-042-01	42,4	3,2	6



Q-INFO | MOD 7250 / 7401-042 / 7300



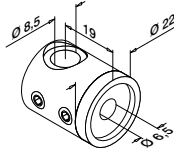
Kabelholdere



Til fladt rør
Venstre

MOD 7450

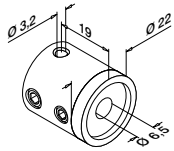
304	Børstet		
INDOOR			
137450-000-01	QS-15 472		4



Til fladt rør
Højre

MOD 7450

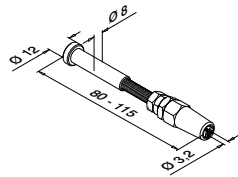
304	Børstet		
INDOOR			
137450-000-02	QS-15 472		4



Til fladt rør
Samler

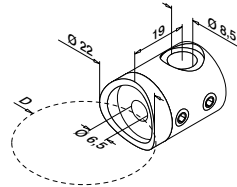
MOD 7450

304	Børstet		
INDOOR			
137450-000-00	QS-15 472		4



MOD 7500

304	Børstet		
INDOOR			
137500			4
316	Børstet		
OUTDOOR			
147500			4



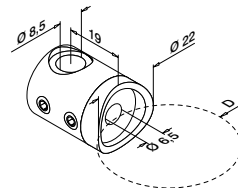
Til rundt rør
Venstre

MOD 7450

304	Børstet		
INDOOR	D		
137450-042-01	42,4	QS-15 472	4

316 Børstet

OUTDOOR			
147450-042-01	42,4	QS-16 472	4



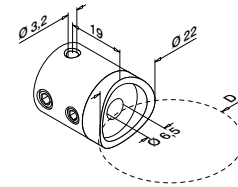
Til rundt rør
Højre

MOD 7450

304	Børstet		
INDOOR	D		
137450-042-02	42,4	QS-15 472	4

316 Børstet

OUTDOOR			
147450-042-02	42,4	QS-16 472	4



Til rundt rør
Samler

MOD 7450

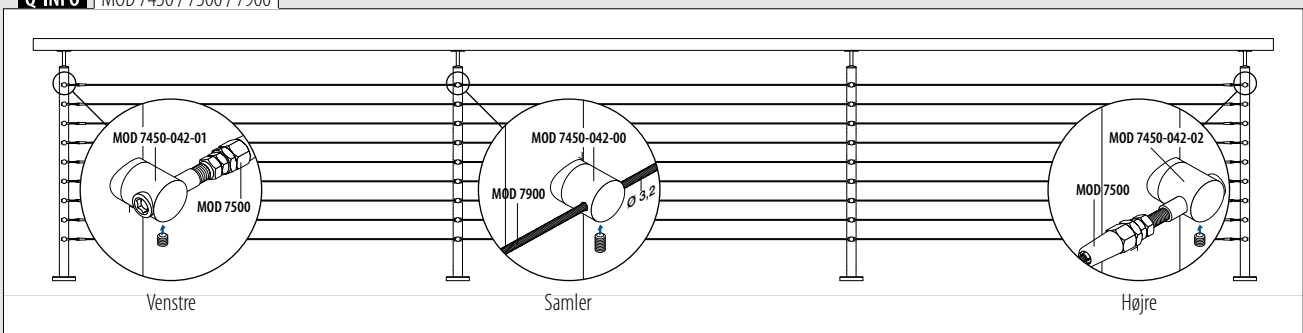
304	Børstet		
INDOOR	D		
137450-042-00	42,4	QS-15 472	4

316 Børstet

OUTDOOR			
147450-042-00	42,4	QS-16 472	4



Q-INFO | MOD 7450 / 7500 / 7900






Find alle oplysninger om
netfyldninger online:



<https://q-ne.ws/QWeb23>

FYLDNINGER - NET



Kabler



MOD 7900

316	Børstet		
OUTDOOR		Ø	
147900-006-10	6,0	L = 10 m	
147900-006-50	6,0	L = 50 m	
147900-006-01	6,0	L = 100 m	

Terminalstrammer



MOD 7260

316	Børstet			
OUTDOOR		Ø	H	L
147260-006	6	125	340-360	2

Adaptere

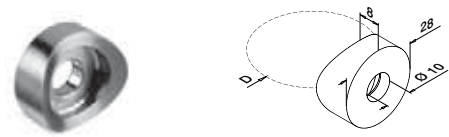
Til fladt rør



MOD 7723

316	Børstet		
OUTDOOR			
147723-000		12	

Til rundt rør

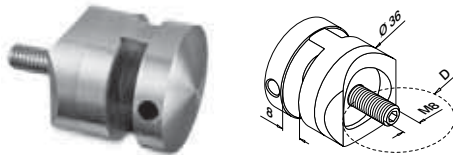


MOD 7723

316	Børstet		
OUTDOOR		D	
147723-042		42,4	12
147723-048		48,3	12

Kabelholdere

Til rundt rør

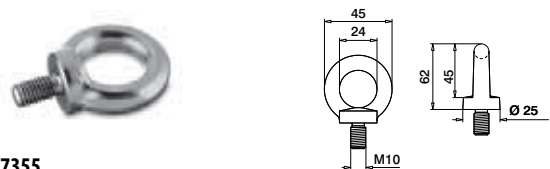


MOD 7356

316	Børstet		
OUTDOOR		D	
147356-042		42,4	2



Øjebolt



MOD 7355

316	Børstet		
OUTDOOR			
147355-010		12	

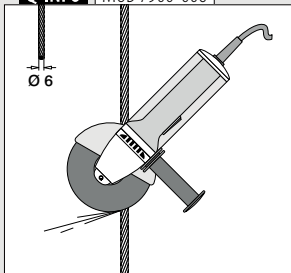
Strips



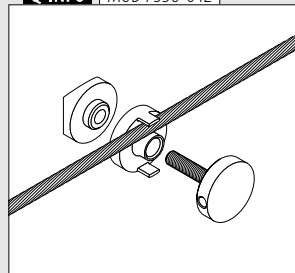
MOD 1050

Tilbehør	Q	L	
201050	Q-50	300	100

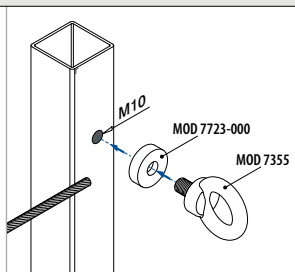
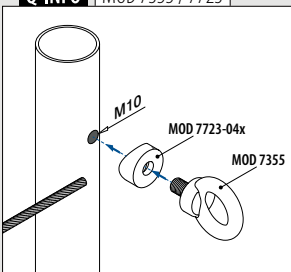
Q-INFO MOD 7900-006



Q-INFO MOD 7356-042

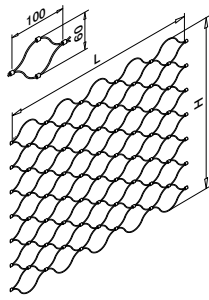



Q-INFO MOD 7355 / 7723



Fyldninger

Net

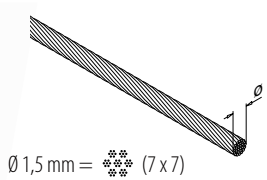


MOD 7910

316		Børstet	
OUTDOOR		H	
147910-050-06	600	L = 5 m	
147910-100-06	600	L = 10 m	
147910-500-06	600	L = 50 m	
147910-050-08	800	L = 5 m	
147910-100-08	800	L = 10 m	
147910-500-08	800	L = 50 m	

Fyldninger

Kabler

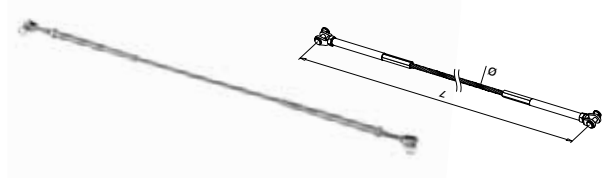


MOD 7911

316		Børstet	
OUTDOOR		Ø	
147911-100	1,5	L = 10 m	
147911-500	1,5	L = 50 m	
147911-001	1,5	L = 100 m	

Fyldninger

Vertikal netsamler

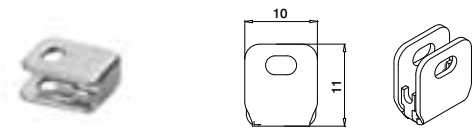


MOD 7780

316		Børstet			
OUTDOOR		Ø	L		
147780	8	800			1

Fyldninger

Opspændings klemme



MOD 7810

316		Børstet	
OUTDOOR			
147810			12

Fyldninger

Samleklemme



MOD 7820

316		Børstet	
OUTDOOR			
147820			12

International Design Model Protection

Fyldninger

Forbinderer



MOD 7830

316		Børstet	
OUTDOOR			
147830			12

Q-INFO | MOD 7260 / 7810 / 7820


Nødvendigt antal

MOD 7260		1 per 10 meter
MOD 7810		20 stk. per meter (10x top og 10x bund)
MOD 7820	H = 600 mm	10 stk. per side (venstre side og højre side)
	H = 800 mm	13 stk. per side (venstre side og højre side)






Find alle oplysninger om
pladefyldninger online:



q-ne.ws/Infills23

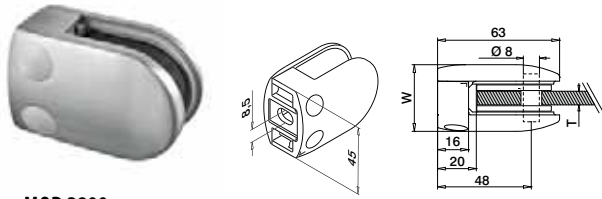
DELE TIL

FYLDNINGER - PLADE



Pladeadaptere - MOD 2800

Til fladt rør



MOD 2800

304	Børstet				
INDOOR	W	T			
132800-000-12	34	Se MOD 5028	QS-26	474	4

304	Poleret				
INDOOR					
132800-000-10	34	Se MOD 5028	QS-26	474	4

SELL OUT

316	Børstet				
OUTDOOR					
142800-000-12	34	Se MOD 5028	QS-27	474	4

316	Poleret				
OUTDOOR					
142800-000-10	34	Se MOD 5028	QS-27	474	4

316	Black Line				
OUTDOOR					
142800-000-82	34	Se MOD 5028	QS-27	474	4

NEW

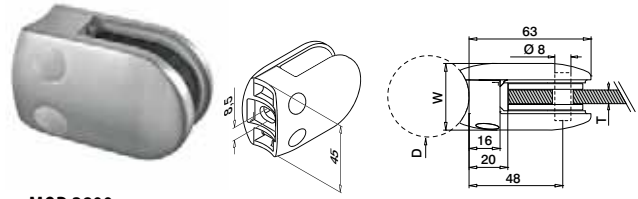
Zink						
INDOOR						
102800-000-...	36	Se MOD 5028	QS-28	474	4	

SELL OUT



International Design Model Protection

Til rundt rør



MOD 2800

304	Børstet				
INDOOR	D	W	T		
132800-042-12	42,4	34	Se MOD 5028	QS-47	474 4
132800-048-12	48,3	34	Se MOD 5028	QS-47	474 4

304	Poleret				
INDOOR					
132800-042-10	42,4	34	Se MOD 5028	QS-47	474 4
132800-048-10	48,3	34	Se MOD 5028	QS-47	474 4

SELL OUT

SELL OUT

316	Børstet				
OUTDOOR					
142800-042-12	42,4	34	Se MOD 5028	QS-45	474 4
142800-048-12	48,3	34	Se MOD 5028	QS-45	474 4

316	Poleret				
OUTDOOR					
142800-042-10	42,4	34	Se MOD 5028	QS-45	474 4
142800-048-10	42,4	34	Se MOD 5028	QS-45	474 4

NEW

Zink						
INDOOR						
102800-042-...	42,4	36	Se MOD 5028	QS-46	474 4	
102800-048-...	48,3	36	Se MOD 5028	QS-46	474 4	

SELL OUT

SELL OUT



International Design Model Protection

Gummiindlæg til pladeadapter MOD 2800



2 styk per pladeadapter

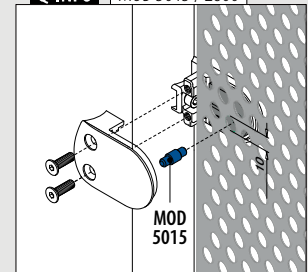
MOD 5028

Tilbehør	T	
205028-02	2	8
205028-03	3	8
205028-04	4	8

SELL OUT Kun så længe lager haves.

OBS: Bestil skruer separat.

Q-INFO MOD 5015 / 2800



Q-INFO 304 316 MOD 2800 Overflader

10	12	82 RAL 9005
Poleret	Børstet	Pulverlakeret
		Sort, mat, struktur overflade

Q-INFO Zink MOD 2800 Overflader

00	17	19	82 RAL 9005	89 RAL 9005
Rå	Krom effekt	Rustfrit stål effekt	Pulverlakeret	Pulverlakeret INDOOR
			Sort, mat, struktur overflade	Sort, mat, glat
102800-000-00	102800-000-17	102800-000-19	102800-000-82	102800-000-89
102800-04x-00		102800-04x-19	102800-04x-82	102800-04x-89

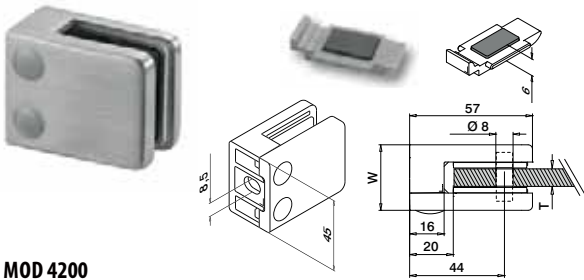
Q-INFO

00	RAL 00
	.00 finish er klar til pulverlakering.

Pladeadaptere - MOD 4200

Til fladt rør

Bundplade medfølger



MOD 4200

304 Børstet

INDOOR	W	T			
134200-000-12	28	Se MOD 5042	QS-26	474	4

316 Børstet

OUTDOOR

144200-000-12	28	Se MOD 5042	QS-27	474	4
---------------	----	-------------	-------	-----	---

316 Black Line

OUTDOOR

NEW 144200-000-82	28	Se MOD 5042	QS-27	474	4
--------------------------	----	-------------	-------	-----	---

316 Poleret

OUTDOOR

144200-000-10	28	Se MOD 5042	QS-27	474	4
---------------	----	-------------	-------	-----	---

Zink

INDOOR

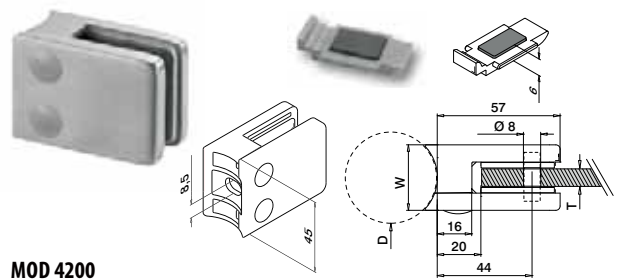
SELL OUT 104200-000-...	30	Se MOD 5042	QS-28	474	4
--------------------------------	----	-------------	-------	-----	---



International Design
Model Protection

Til rundt rør

Bundplade medfølger



MOD 4200

304 Børstet

INDOOR	D	W	T		
134200-042-12	42,4	28	Se MOD 5042	QS-47	474 4
134200-048-12	48,3	28	Se MOD 5042	QS-47	474 4

304 Black Line

INDOOR

NEW 134200-042-82	42,4	28	Se MOD 5042	QS-47	474 4
--------------------------	------	----	-------------	-------	-------

316 Børstet

OUTDOOR

144200-042-12	42,4	28	Se MOD 5042	QS-45	474 4
144200-048-12	48,3	28	Se MOD 5042	QS-45	474 4

316 Poleret

OUTDOOR

144200-042-10	42,4	28	Se MOD 5042	QS-45	474 4
144200-048-10	48,3	28	Se MOD 5042	QS-45	474 4

Zink


INDOOR

SELL OUT 104200-042-...	42,4	30	Se MOD 5042	QS-46	474 4
SELL OUT 104200-048-...	48,3	30	Se MOD 5042	QS-46	474 4



International Design
Model Protection

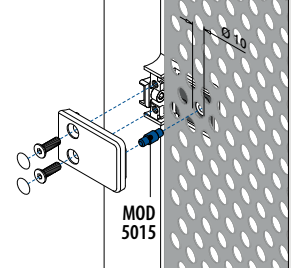
Q-INFO 304 316 MOD 4200 Overflader



Q-INFO



Q-INFO MOD 5015 / 4200



Q-INFO Zink MOD 4200 Overflader

00	17	19	32 RAL 9016	33 RAL 7016	36 RAL 9006	82 RAL 9005	89 RAL 9005
Rå	Krom effekt	Rustfrit stål effekt	Pulverlakeret INDOOR	Pulverlakeret	Aluminiumgrå, silkeagtig, glat	Pulverlakeret	Pulverlakeret INDOOR
104200-000-00	104200-000-17	104200-000-19	104200-000-32	104200-000-33	104200-000-36	104200-000-82	104200-000-89
104200-04x-00		104200-04x-19				104200-042-82	104200-042-89

Gummiindlæg til pladeadapter MOD 4200

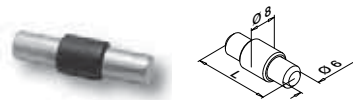


2 styk per
pladeadapter

MOD 5042

Tilbehør		
	T	
205042-02	2	8
205042-03	3	8
205042-04	4	8

Sikkerhedsstifter



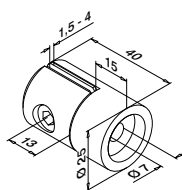
Valgfri brug
til MOD 4200

MOD 5015

Tilbehør		
	L	
205015-22	22	4

Pladeadaptere - MOD 0743

Til fladt rør

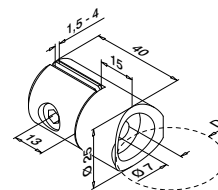


MOD 0743

304 Børstet		
INDOOR		
130743-000	QS-17 472	4



Til rundt rør



MOD 0743

304 Børstet		
INDOOR		
	D	
130743-042	42,4	QS-17 472 4
130743-048	48,3	QS-17 472 4





5

HOLDERE TIL GLAS- FYLDNINGER

Find dine glasfyldningsholdere 423 - 430

Glasklemmer 430 - 442

Glasholdere 444 - 445

Glasforbinderer 446 - 448

Hængsel og dørlukker 448 - 449

Glasadaptere 451 - 453



GLAS-HOLDERE

444 - 445



Find alle oplysninger om
glasklemmer online:




[https://q-ne.ws/
GlassClamps23](https://q-ne.ws/GlassClamps23)



GLAS-KLEMMER

430 - 442



GLAS-FORBINDERER

446 - 448

GLAS-ADAPTERE

451 - 453



HÆNGSEL OG DØRLUKKER

448 - 449

KRYSTALKLART OG FULDSTÆNDIG SIKKERT

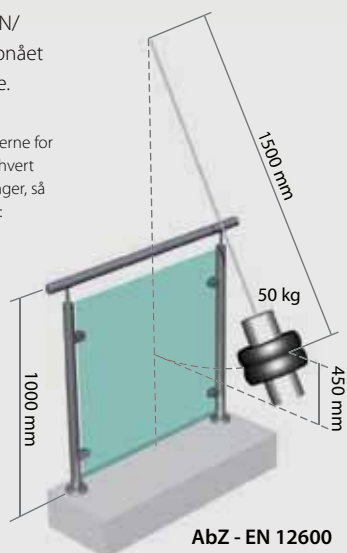
Selv om mange opfatter glas som et skrøbeligt materiale, så er det faktisk temmelig stærkt. Det gør glas til et særdeles godt valg til gelænderudfyldning. Og når du kombinerer det med Q-railings særdeles robuste glasudfyldningsholdere, så har du et gelænder, som stort set ikke kan ødelægges. Det ved vi, fordi vi har prøvet, om vi kunne! I vores egne testlokaler udsætter vi løbende vores produkter for virkelig hårde tests. Desuden udføres omfattende tests af certificerede, uafhængige testinstitutioner og ledende myndigheder.

Som følge heraf kan du forvente, at vores glasklemmer - der er testet i overensstemmelse med de internationale EN-12600-standarder - kan modstå dynamiske belastninger på op til 50 kg. Det gælder, uanset om du vælger at kombinere dem med hærdet, lamineret glas eller massivt glas (6 - 21,52 mm). Begge dele overholder de internationale DIN- og BS-standarder og er AbZ-godkendte.

CERTIFICERING

Vores glasklemmer er testet i henhold til testmetoden DIN/EN 12600, hvorfor de har opnået den tyske AbZ-godkendelse.

Vær opmærksom på specifikationerne for montering og glas dimensioner i hvert certifikat. Ønsker du flere oplysninger, så besøg venligst vores hjemmeside: www.q-railing.com/certifikat



SIKKERHED

Sidemonteret? Sikkerhed først!

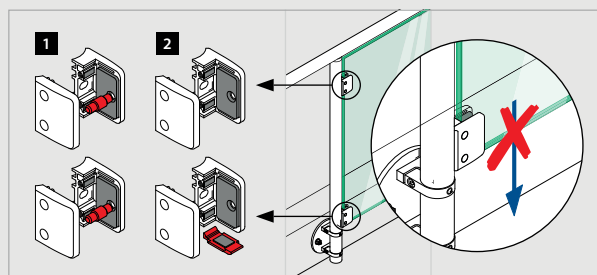
Brug sikkerhedsstifter eller bundplader.

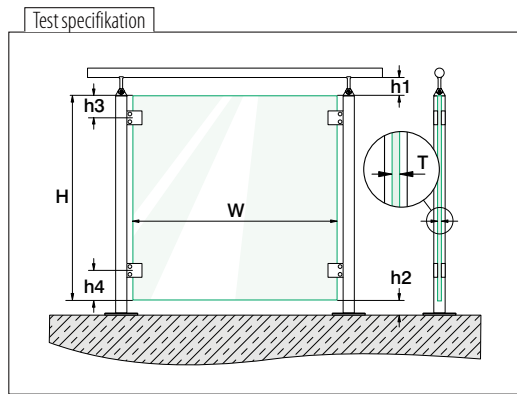


(MOD 5015)



(Medfølger MOD 2300, 2400, 2600, 4200)





Dimensioner (mm)	min.	max.
W Bredden på glasset	500	Se tilsvarende model
T Glastykkelse	Se tilsvarende model	Se tilsvarende model
H Højden på glasset	800	1000
h1 Afstand mellem håndliste og glas	10	50 uden kant beskyttelse 120 med kant beskyttelse
h2 Afstand mellem gulv og glas	10	50 uden kant beskyttelse 120 med kant beskyttelse
h3 Øvre glas kant til center øvre glas klemme	100 : MOD 2500, 2100, 2600, 2400 50 : MOD 2800 120 : MOD 4200	150
h4 Nedre glas kant til center nedre glas klemme	100 : MOD 2500, 2100, 2600, 2400 50 : MOD 2800 120 : MOD 4200	150

INDOOR

Glasklemme uden sikkerhedsstift og uden bundplade.

MOD 2700



Glas type	Mono / ESG-H*
T (mm)	8
W _{max} (mm)	1200

MOD 2500



Glas type	VSG / TVG*					VSG / ESG*					Mono / ESG-H*		
T (mm)	8,76	9,52	10,76	11,52	12,76	8,76	9,52	10,76	11,52	12,76	8	10	12
W _{max} (mm)	1500	1500	1500	1500	1500	1500	1500	1500	1500	1500	1500	1500	1500

MOD 2800



Glas type	VSG / SPG*	VSG / TVG*					VSG / ESG*					Mono / ESG-H*		
T (mm)	12,76	8,76	9,52	10,76	11,52	12,76	8,76	9,52	10,76	11,52	12,76	8	10	12
W _{max} (mm)	1500	1800	1800	1800	1800	1800	1800	1800	1800	1800	2000	1800	1800	1800

MOD 2100



Glas type	VSG / ESG*										
T (mm)	8,76					9,52					
W _{max} (mm)	1200					1200					

MOD 4200



Glas type	VSG / SPG*	VSG / TVG*				VSG / ESG*				Mono / ESG-H*			
T (mm)	12,76	10,76	11,52	12,76	8,76	9,52	10,76	11,52	12,76	8	10	12	
W _{max} (mm)	1600	1600	1600	1600	1800	1800	1800	1800	1800	1800 ¹ 2000 ²	1800	1800	1800

¹ Zink ² Rustfrit stål 304

MOD 2600



Glas type	VSG / TVG*				VSG / ESG*				Mono / ESG-H*		
T (mm)	8,76	10,76	11,52	12,76	8,76	10,76	11,52	12,76	8	10	12
W _{max} (mm)	1400	1600	1600	1600	1400	1600	1600	1600	1400	1600	1600

MOD 2400



Glas type	VSG / SPG*				VSG / TVG*				VSG / ESG*				Mono / ESG-H*	
T (mm)	12,76	13,52	16,76	17,52	12,76	13,52	16,76	17,52	12,76	13,52	16,76	17,52	12	15
W _{max} (mm)	1500	1500	1500	1500	1500	1500	1500	1500	1600	1600	1600	1600	1600	1600



OUTDOOR

Mulig bredde på glasset til udendørs brug afhængig af vind faktor, glas type og glastykkelse - uden sikkerhedsstift og uden bundplade.

MOD 2500

316



Flad eller rør
Ø 42,4 mm
Ø 48,3 mm

Vindtryk	Glas type	VSG / TVG*		VSG / ESG*		Mono / ESG-H*	
	T (mm)	8,76	9,52	10,76	12,76	8	10
2,20 kN/m ²	W _{max} (mm)	-	-	-	-	800	800
1,60 kN/m ²		-	-	500	500	1000	1400
1,40 kN/m ²		-	-	500	500	1000	1400
1,04 kN/m ²		500	500	800	800	1400	1500
1,00 kN/m ²		500	500	1000	1000	1400	1500
0,64 kN/m ²		800	800	1200	1200	1500	1500

MOD 2800 / 4200

316



Flad eller rør
Ø 42,4 mm
Ø 48,3 mm



Flad eller rør
Ø 42,4 mm
Ø 48,3 mm

Vindtryk	Glas type	VSG / SPG*			VSG / TVG*			VSG / ESG*			Mono / ESG-H*				
	T (mm)	12,76	8,76	9,52	10,76	11,52	12,76	8,76	9,52	10,76	11,52	12,76	8	10	12
2,20 kN/m ²	W _{max} (mm)	-	-	-	700	700	950	650	650	950	950	1100	1000	1500	1700
2,00 kN/m ²		-	-	-	700	700	1000	700	700	1000	1000	1200	1050	1600	1800
1,60 kN/m ²		-	-	-	800	800	1100	800	800	1100	1100	1200	1200	1600	1800
1,40 kN/m ²		-	600	600	900	900	1300	850	850	1200	1200	1400	1250	1600	1800
1,04 kN/m ²		-	700	700	1050	1050	1300	1000	1000	1300	1300	1400	1500	1700	1800
1,00 kN/m ²		-	700	700	1050	1050	1300	1000	1000	1300	1300	1400	1500	1700	1800
0,70 kN/m ²		-	900	900	1050	1050	1400	1100	1100	1400	1400	1500	1550	1700	1800

MOD 2600

316



Flad eller rør
Ø 42,4 mm
Ø 48,3 mm

Vindtryk	Glas type	VSG / TVG*				VSG / ESG*				Mono / ESG-H*		
	T (mm)	8,76	10,76	11,52	12,76	8,76	10,76	11,52	12,76	8	10	12
2,20 kN/m ²	W _{max} (mm)	-	-	-	500	500	800	800	800	800	1000	1400
1,60 kN/m ²		-	500	500	800	800	800	800	1000	1000	1400	1400
1,40 kN/m ²		-	800	800	800	800	1000	1000	1200	1200	1400	1400
1,04 kN/m ²		500	800	800	1000	800	1000	1000	1400	1400	1400	1400
1,00 kN/m ²		500	800	800	1000	800	1200	1200	1400	1400	1400	1400
0,64 kN/m ²		800	1000	1000	1200	1200	1400	1400	1400	1400	1400	1400

MOD 2400

316



Flad eller rør
Ø 48,3 mm

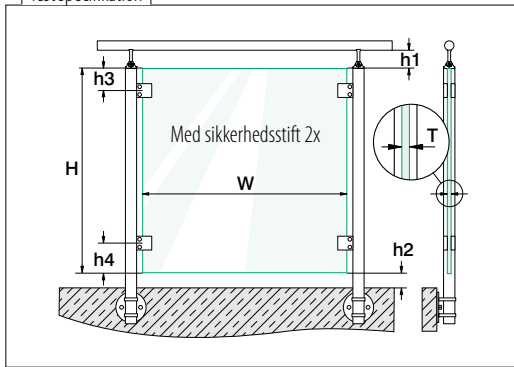
Vindtryk	Glas type	VSG / SPG*				VSG / TVG*				VSG / ESG*				Mono / ESG-H*	
	T (mm)	12,76	13,52	16,76	17,52	12,76	13,52	16,76	17,52	12,76	13,52	16,76	17,52	12	16
2,20 kN/m ²	W _{max} (mm)	500	500	800	800	500	500	1000	1000	500	500	1000	1000	1400	1600
1,60 kN/m ²		500	500	1000	1000	800	800	1200	1200	800	800	1200	1200	1500	1600
1,40 kN/m ²		800	800	1000	1000	800	800	1200	1200	800	800	1400	1400	1600	1600
1,04 kN/m ²		800	800	1200	1200	1000	1000	1500	1500	1200	1200	1600	1600	1600	1600
1,00 kN/m ²		1000	1000	1200	1200	1000	1000	1500	1500	1200	1200	1600	1600	1600	1600
0,64 kN/m ²		1200	1200	1500	1500	1500	1500	1500	1500	1500	1500	1600	1600	1600	1600

* VSG: Lamineret glas
Mono: Enkelt glas

SPG: Klar glas
TVG: Varmeforstærket glas

ESG: Hærdet glas
ESG-H: Hærdet glas - varmestet hærdet glas

Testspecifikation



Dimensioner (mm)		min.	max.
W	Bredden på glasset	500	Se tilsvarende model
T	Glastykkelse	Se tilsvarende model	Se tilsvarende model
H	Højden på glasset	800	1000
h1	Afstand mellem håndliste og glas	10	50 uden kant beskyttelse 120 med kant beskyttelse
h2	Afstand mellem gulv og glas	10	50 uden kant beskyttelse 120 med kant beskyttelse
h3	Øvre glas kant til center øvre glas klemme	150 : MOD 2500 / MOD 2400 50 : MOD 2800 120 : MOD 4200	150
h4	Nedre glas kant til center nedre glas klemme	150 : MOD 2500 / MOD 2400 50 : MOD 2800 120 : MOD 4200	150

INDOOR

Glasklemme med sikkerhedsstift, uden bundplade.

MOD 2500

304

Zink

Flad eller rør
Ø 42,4 mm
Ø 48,3 mm

Glas type	VSG / ESG*
T (mm)	12,76
W _{max} (mm)	1600

MOD 2800

304

Zink

Flad eller rør
Ø 42,4 mm
Ø 48,3 mm

Glas type	VSG / TVG*					VSG / ESG*					Mono / ESG-H*			
	T (mm)	8,76	9,52	10,76	11,52	12,76	8,76	9,52	10,76	11,52	12,76	8	10	12
W _{max} (mm)	1800	1800	1800	1800	1800	1800	1800	1800	1800	1800	1800	1800	1800	1800

MOD 4200

304

Zink

Flad eller rør
Ø 42,4 mm
Ø 48,3 mm

Glas type	VSG / SPG*	VSG / TVG*				VSG / ESG*					Mono / ESG-H*		
	T (mm)	12,76	10,76	11,52	12,76	8,76	9,52	10,76	11,52	12,76	8	10	12
W _{max} (mm)	1500	1600	1600	1600	1600	1800	1800	1800	1800	1800 ¹ 2000 ²	1800	1800	1800

¹ Zink ² Rustfrit stål 304

MOD 2400

304

Zink

Flad eller rør
Ø 48,3 mm

Glas type	VSG / ESG*				Mono / ESG-H*		
	T (mm)	12,76	13,52	16,76	17,52	12	15
W _{max} (mm)	1600	1600	1600	1600	1600	1600	1600

* VSG: Lamineret glas
Mono: Enkelt glasSPG: Klar glas
TVG: Varmeforstærket glasESG: Hærdet glas
ESG-H: Hærdet glas - varmetestet hærdet glas



OUTDOOR



Mulig bredde på glasset til udendørs brug afhængig af vind faktor, glas type og glas tykkelse - med sikkerhedsstift og uden bundplade.

MOD 2500

316



Flad eller rør
Ø 42,4 mm
Ø 48,3 mm

Vindtryk	Glas type	VSG / ESG*	
	T (mm)	12,76	
2,20 kN/m ²	W _{max} (mm)	1100	
2,00 kN/m ²		1200	
1,60 kN/m ²		1200	
1,40 kN/m ²		1400	
1,04 kN/m ²		1400	
0,70 kN/m ²		1500	

MOD 2800 / 4200

316



Flad eller rør
Ø 42,4 mm
Ø 48,3 mm



Flad eller rør
Ø 42,4 mm
Ø 48,3 mm

Vindtryk	Glas type T (mm)	VSG / TVG*					VSG / ESG*					Mono / ESG-H*		
		8,76	9,52	10,76	11,52	12,76	8,76	9,52	10,76	11,52	12,76	8	10	12
2,20 kN/m ²	W _{max} (mm)	-	-	700	700	950	650	650	950	950	1100	1000	1500	1700
2,00 kN/m ²		-	-	700	700	1000	700	700	1000	1000	1200	1050	1600	1800
1,60 kN/m ²		-	-	800	800	1100	800	800	1100	1100	1200	1200	1600	1800
1,40 kN/m ²		600	600	900	900	1300	850	850	1200	1200	1400	1250	1600	1800
1,04 kN/m ²		700	700	1050	1050	1300	1000	1000	1300	1300	1400	1500	1700	1800
0,70 kN/m ²		900	900	1050	1050	1400	1100	1100	1400	1400	1500	1550	1700	1800

MOD 2400

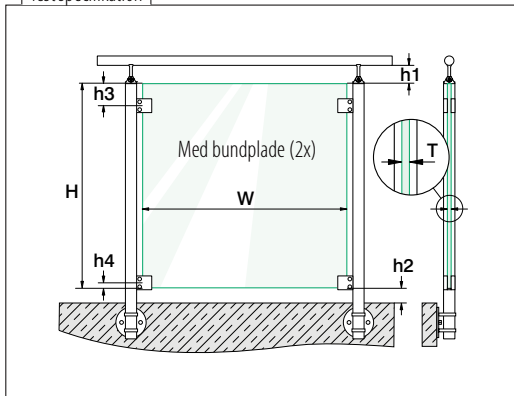
316



Flad eller rør
Ø 48,3 mm

Vindtryk	Glas type T (mm)	VSG / ESG*				Mono / ESG-H*	
		12,76	13,52	16,76	17,52	12	15
2,20 kN/m ²	W _{max} (mm)	500	500	1000	1000	1400	1600
1,60 kN/m ²		800	800	1200	1200	1500	1600
1,40 kN/m ²		800	800	1400	1400	1600	1600
1,04 kN/m ²		1200	1200	1600	1600	1600	1600
1,00 kN/m ²		1200	1200	1600	1600	1600	1600
0,64 kN/m ²		1500	1500	1600	1600	1600	1600

Testspecifikation



Dimensioner (mm)		min.	max.
W	Bredden på glasset	500	Se tilsvarende model
T	Glastykkelse	Se tilsvarende model	Se tilsvarende model
H	Højden på glasset	800	1000
h1	Afstand mellem håndliste og glas	10	50 uden kant beskyttelse 120 med kant beskyttelse
h2	Afstand mellem gulv og glas	10	50 uden kant beskyttelse 120 med kant beskyttelse
h3	Øvre glas kant til center øvre glas klemme	100 : MOD 2600, 2400 120 : MOD 4200	150
h4	Nedre glas kant til center nedre glas klemme	29 : MOD 2400 22 : MOD 2600 16,5: MOD 4200	29 : MOD 2400 22 : MOD 2600 16,5: MOD 4200

INDOOR



Glasklemme uden sikkerhedsstift, med bundplade.

MOD 4200

304

Zink



Flad eller rør
Ø 42,4 mm
Ø 48,3 mm

Glas type	VSG / SPG*		VSG / TVG*		VSG / ESG*				Mono / ESG-H*				
	T (mm)	12,76	10,76	11,52	12,76	8,76	9,52	10,76	11,52	12,76	8	10	12
W _{max} (mm)	1600	1600	1600	1600	1800	1800	1800	1800	1800	1800 ¹ 2000 ²	1800	1800	1800

¹ Zink ² Rustfrit stål 304

MOD 2600

304



Flad eller rør
Ø 42,4 mm
Ø 48,3 mm

Glas type	VSG / ESG*				Mono / ESG-H*			
	T (mm)	8,76	10,76	11,52	12,76	8	10	12
W _{max} (mm)	1400	1400	1400	1400	1400	1400	1400	1400

MOD 2400

304

Zink



Flad eller rør
Ø 48,3 mm

Glas type	VSG / TVG*				VSG / ESG*				Mono / ESG-H*		
	T (mm)	12,76	13,52	16,76	17,52	12,76	13,52	16,76	17,52	12	15
W _{max} (mm)	1500	1500	1500	1500	1600	1600	1600	1600	1600	1600	1600

* VSG: Lamineret glas
Mono: Enkelt glas

SPG: Klar glas
TVG: Varmeforstærket glas

ESG: Hærdet glas
ESG-H: Hærdet glas - varmetestet hærdet glas



OUTDOOR



Mulig bredde på glasset til udendørs brug afhængig af vind faktor, glas type og glastykkelse - uden sikkerhedsstift og med bundplade.

MOD 4200

316



Flad eller rør
Ø 42,4 mm
Ø 48,3 mm

Vindtryk	Glas type T (mm)	VSG / TVG*					VSG / ESG*					Mono / ESG-H*		
		8,76	9,52	10,76	11,52	12,76	8,76	9,52	10,76	11,52	12,76	8	10	12
2,20 kN/m ²	W _{max} (mm)	-	-	700	700	1000	650	650	950	950	1100	1000	1500	1700
2,00 kN/m ²		-	-	750	750	1050	700	700	1000	1000	1300	1050	1600	1800
1,60 kN/m ²		-	-	850	850	1200	800	800	1100	1100	1300	1200	1600	1800
1,40 kN/m ²		600	600	950	950	1300	850	850	1200	1200	1500	1250	1600	1800
1,04 kN/m ²		700	700	1100	1100	1300	1000	1000	1400	1400	1500	1500	1700	1800
1,00 kN/m ²		700	700	1100	1100	1300	1000	1000	1400	1400	1500	1500	1700	1800
0,70 kN/m ²	900	900	1100	1100	1400	1050	1050	1500	1500	1600	1550	1700	1800	

MOD 2600

316



Flad eller rør
Ø 42,4 mm
Ø 48,3 mm

Vindtryk	Glas type T (mm)	VSG / ESG*				Mono / ESG-H*		
		8,76	10,76	11,52	12,76	8	10	12
2,20 kN/m ²	W _{max} (mm)	500	800	800	800	800	1000	1400
1,60 kN/m ²		800	800	800	1000	1000	1400	1400
1,40 kN/m ²		800	1000	1000	1200	1200	1400	1400
1,04 kN/m ²		800	1000	1000	1400	1400	1400	1400
1,00 kN/m ²		800	1200	1200	1400	1400	1400	1400
0,64 kN/m ²		1200	1400	1400	1400	1400	1400	1400

MOD 2400

316



Flad eller rør
Ø 48,3 mm

Vindtryk	Glas type T (mm)	VSG / TVG*				VSG / ESG*				Mono / ESG-H*	
		12,76	13,52	16,76	17,52	12,76	13,52	16,76	17,52	12	15
2,20 kN/m ²	W _{max} (mm)	500	500	500	500	500	500	1000	1000	1400	1600
1,60 kN/m ²		500	500	800	800	800	800	1200	1200	1500	1600
1,40 kN/m ²		500	500	1000	1000	800	800	1400	1400	1600	1600
1,04 kN/m ²		800	800	1200	1200	1200	1200	1500	1500	1600	1600
1,00 kN/m ²		800	800	1200	1200	1200	1200	1500	1500	1600	1600
0,64 kN/m ²		1500	1500	1500	1500	1500	1500	1600	1600	1600	1600

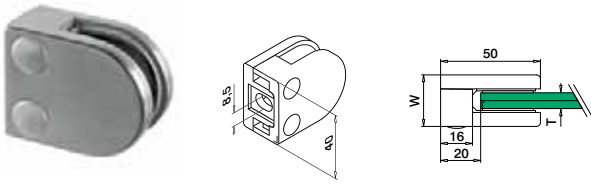
HOLDERE TIL GLASFYLDNINGER – GLASTYKKELSER

		Hærdet glas						Lamineret glas													
			Glastykkelse (mm)						Glastykkelse (mm)												
		6	8	10	12	15	19	6,76	8,38	8,76	9,52	10,76	11,52	12,76	13,52	16,76	17,52	20,76	21,52	25,52	
Glasklemmer	MOD 2700	431	■	■	■			■		■		■									
	MOD 2500	432	■	■	■	■		■		■	■	■	■	■							
	MOD 2800	433	■	■	■	■				■	■	■	■	■							
	MOD 4200	434 - 435	■	■	■	■		■	■	■	■	■	■	■							
	MOD 2100	436	■	■	■			■		■	■										
	MOD 2600	437		■	■	■				■		■	■	■							
	MOD 2400	438				■	■				■		■	■	■	■	■				
	MOD 2300	439				■	■	■			■		■	■	■	■	■	■	■	■	
	MOD 4400/4600	440		■	■					■		■									
	MOD 5100/5200	441		■	■					■		■									
	MOD 2900	442		■	■	■				■		■		■	■						
Glasholdere	MOD 5500	444		■	■	■				■		■	■	■	■						
	MOD 5501	445		■	■	■				■		■	■	■	■						
Glas- forbinderer	MOD 2870/2880/2890	446	■	■	■	■				■	■	■	■	■		■	■	■	■		
	MOD 4270/4280/4290	447	■	■	■	■		■	■	■	■	■	■	■		■	■	■	■	■	
	MOD 0742	448					■							■	■	■	■	■	■		
Hængsel og dørlukker	MOD 0283/0281	449	■	■	■	■		■	■	■	■	■	■	■							
	MOD 0284/0282	448	■	■	■	■		■	■	■	■	■	■	■							
Glasadapter	MOD 0754	451		■	■	■	■		■	■	■	■	■	■	■	■	■	■			
	MOD 0746	452	■	■	■	■	■	■	■	■	■	■	■	■	■	■	■	■			
	MOD 0740	452	■	■	■	■	■	■	■	■	■	■	■	■	■	■	■	■			
	MOD 0755	452	■	■	■	■		■	■	■	■	■	■	■							
	MOD 0747/1747	453		■	■	■	■		■	■	■	■	■	■	■	■	■	■	■	■	

Q-railing-sortimentet omfatter glasfyldningsholdere i forskellige finishes. Se mulighederne og de tilsvarende koder for produkter i zink, rustfrit stål. og aluminium på side 7.

Glasklemmer - MOD 2700

Til fladt rør



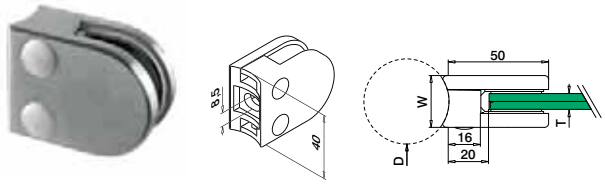
MOD 2700

304		Børstet			
INDOOR	W	T			
132700-000-12	26	Se MOD 5027	QS-26	474	4
316		Børstet			
OUTDOOR	W	T			
142700-000-12	26	Se MOD 5027	QS-27	474	4
Zink					
INDOOR	W	T			
102700-000-...	28	Se MOD 5027	QS-28	474	4

SELL OUT



Til rundt rør



MOD 2700

304		Børstet			
INDOOR	D	W	T		
132700-033-12	33,7	26	Se MOD 5027	QS-47	474 4
132700-042-12	42,4	26	Se MOD 5027	QS-47	474 4
316		Børstet			
OUTDOOR	D	W	T		
142700-033-12	33,7	26	Se MOD 5027	QS-45	474 4
142700-042-12	42,4	26	Se MOD 5027	QS-45	474 4
Zink					
INDOOR	D	W	T		
102700-033-...	33,7	28	Se MOD 5027	QS-46	474 4
102700-042-...	42,4	28	Se MOD 5027	QS-46	474 4

SELL OUT



Gummiindlæg til MOD 2700



2 styk per glasklemme

MOD 5027

Tilbehør		
Til hærdet glas	T	
205027-06	6	8
205027-08	8	8
205027-10	10	8
Til lamineret glas		
205027-07	6,76	8
205027-09	8,76	8
205027-11	10,76	8

SELL OUT Kun så længe lager haves.

OBS: Bestil skruer separat.

Q-INFO

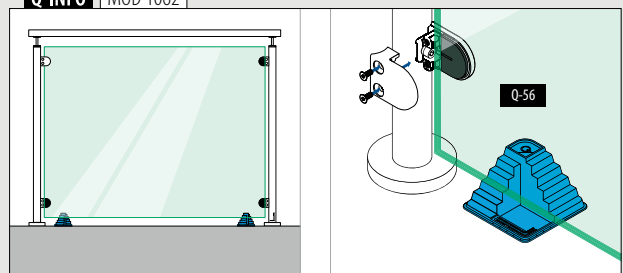


.00 finish er klar til pulverlakering.

Q-INFO Zink MOD 2700 Overflader

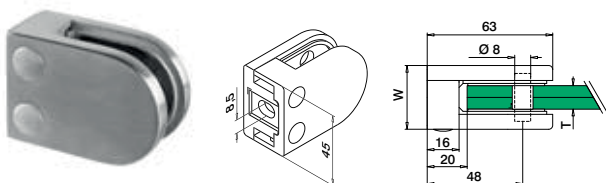
00	17	19
Rå	Krom effekt	Rustfrit stål effekt
102700-000-00	102700-000-17	102700-000-19
		102700-0xx-19

Q-INFO MOD 1062



Glasklemmer - MOD 2500

Til fladt rør



MOD 2500

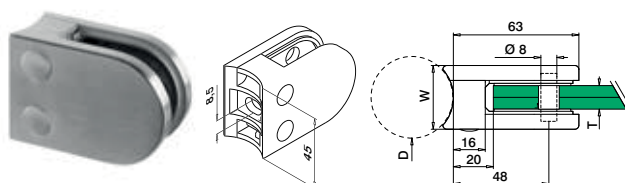
304	Børstet				
INDOOR	W	T			
132500-000-12	30	Se MOD 5025	QS-26	474	4
316	Børstet				
OUTDOOR					
142500-000-12	30	Se MOD 5025	QS-27	474	4
316	Poleret				
OUTDOOR					
142500-000-10	30	Se MOD 5025	QS-27	474	4
316	Black Line				
OUTDOOR					
142500-000-82	30	Se MOD 5025	QS-27	474	4
Zink	INDOOR				
102500-000-...	32	Se MOD 5025	QS-28	474	4

NEW

SELL OUT



Til rundt rør



MOD 2500

304	Børstet				
INDOOR	D	W	T		
132500-042-12	42,4	30	Se MOD 5025	QS-47	474 4
132500-048-12	48,3	30	Se MOD 5025	QS-47	474 4
316	Børstet				
OUTDOOR					
142500-042-12	42,4	30	Se MOD 5025	QS-45	474 4
142500-048-12	48,3	30	Se MOD 5025	QS-45	474 4
316	Poleret				
OUTDOOR					
142500-042-10	42,4	30	Se MOD 5025	QS-45	474 4
142500-048-10	48,3	30	Se MOD 5025	QS-45	474 4
Zink	INDOOR				
102500-042-...	42,4	32	Se MOD 5025	QS-46	474 4
102500-048-...	48,3	32	Se MOD 5025	QS-46	474 4

SELL OUT

SELL OUT



Gummiindlæg til MOD 2500

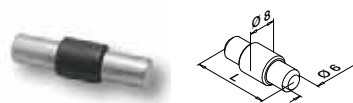


2 styk per glasklemme

MOD 5025

Tilbehør		
Til hærdet glas	T	
205025-06	6	8
205025-08	8	8
205025-10	10	8
205025-12	12	8
Til lamineret glas		
205025-07	6,76	8
205025-09	8,76	8
205025-44	9,52	8
205025-11	10,76	8
205025-54	11,52	8
205025-13	12,76	8

Sikkerhedsstifter



Valgfri brug til MOD 2500

MOD 5015


Tilbehør	L	
205015-25	25	4

SELL OUT Kun så længe lager haves.

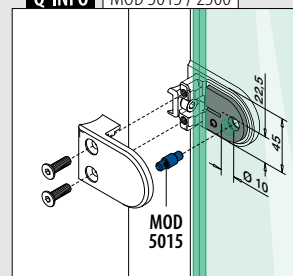
Q-INFO 316 MOD 2500 Overflader



Q-INFO Zink MOD 2500 Overflader

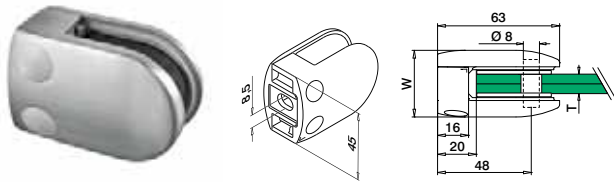


Q-INFO MOD 5015 / 2500



Glasklemmer - MOD 2800

Til fladt rør



MOD 2800

304		Børstet					
INDOOR	W	T					
132800-000-12	34	Se MOD 5028	QS-26	474	4		
304		Poleret					
INDOOR	W	T					
132800-000-10	34	Se MOD 5028	QS-26	474	4		
316		Børstet					
OUTDOOR	W	T					
142800-000-12	34	Se MOD 5028	QS-27	474	4		
316		Poleret					
OUTDOOR	W	T					
142800-000-10	34	Se MOD 5028	QS-27	474	4		
316		Black Line					
OUTDOOR	W	T					
142800-000-82	34	Se MOD 5028	QS-27	474	4		
Zink							
INDOOR	W	T					
102800-000-...	36	Se MOD 5028	QS-28	474	4		

SELL OUT

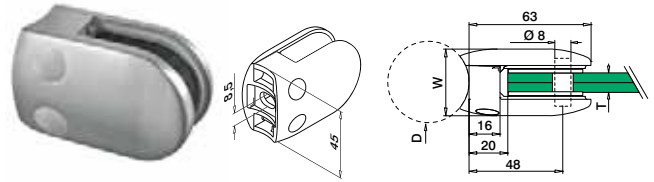
NEW

SELL OUT



International Design Model Protection

Til rundt rør



MOD 2800

304		Børstet					
INDOOR	D	W	T				
132800-042-12	42,4	34	Se MOD 5028	QS-47	474	4	
132800-048-12	48,3	34	Se MOD 5028	QS-47	474	4	
304		Poleret					
INDOOR	D	W	T				
132800-042-10	42,4	34	Se MOD 5028	QS-47	474	4	
132800-048-10	48,3	34	Se MOD 5028	QS-47	474	4	
316		Børstet					
OUTDOOR	D	W	T				
142800-042-12	42,4	34	Se MOD 5028	QS-45	474	4	
142800-048-12	48,3	34	Se MOD 5028	QS-45	474	4	
316		Poleret					
OUTDOOR	D	W	T				
142800-042-10	42,4	34	Se MOD 5028	QS-45	474	4	
142800-048-10	42,4	34	Se MOD 5028	QS-45	474	4	
Zink							
INDOOR	D	W	T				
102800-042-...	42,4	36	Se MOD 5028	QS-46	474	4	
102800-048-...	48,3	36	Se MOD 5028	QS-46	474	4	

SELL OUT

SELL OUT

NEW

SELL OUT

SELL OUT



International Design Model Protection

Gummiindlæg til MOD 2800



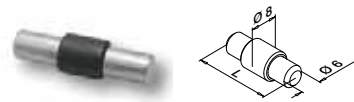
2 styk per glasklemme

MOD 5028

Tilbehør		
Til hærdet glas	T	
205028-06	6	8
205028-08	8	8
205028-10	10	8
205028-12	12	8
Til lamineret glas		
205028-09	8,76	8
205028-44	9,52	8
205028-11	10,76	8
205028-54	11,52	8
205028-13	12,76	8

Tilbehør

Sikkerhedsstifter



Valgfri brug til MOD 2800

MOD 5015

Tilbehør		L	
205015-22		22	4

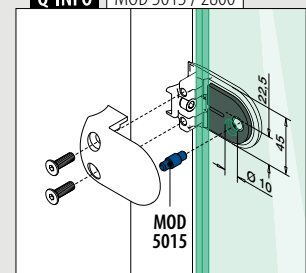
Q-INFO 304 316 MOD 2800 Overflader



Q-INFO Zink MOD 2800 Overflader

00	17	19	82 RAL 9005	89 RAL 9005
Rå	Krom effekt	Rustfrit stål effekt	Pulverlakeret	Pulverlakeret INDOOR
			Sort, mat, struktur overflade	Sort, mat, glat
102800-000-00	102800-000-17	102800-000-19	102800-000-82	102800-000-89
102800-04x-00		102800-04x-19	102800-04x-82	102800-04x-89

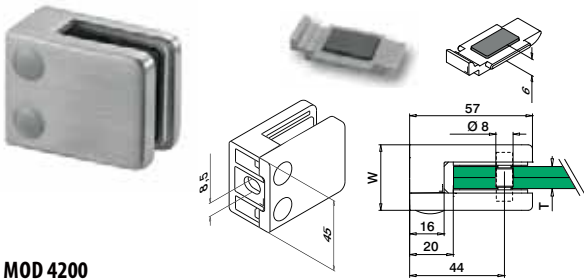
Q-INFO MOD 5015 / 2800



Glasklemmer - MOD 4200

Til fladt rør

Bundplade medfølger



MOD 4200

304	Børstet				
INDOOR	W	T			
134200-000-12	28	Se MOD 5042	QS-26	474	4

316	Børstet				
OUTDOOR					
144200-000-12	28	Se MOD 5042	QS-27	474	4

316	Poleret				
OUTDOOR					
144200-000-10	28	Se MOD 5042	QS-27	474	4

316	Black Line				
OUTDOOR					
144200-000-82	28	Se MOD 5042	QS-27	474	4

NEW

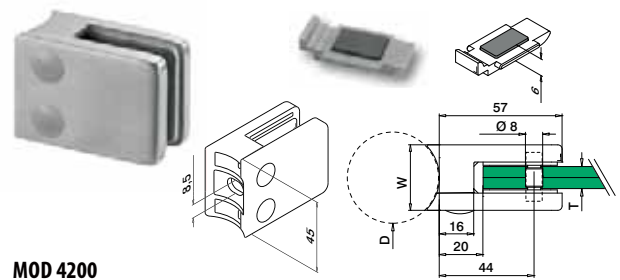
Zink					
INDOOR	W	T			
104200-000-...	30	Se MOD 5042	QS-28	474	4



International Design
Model Protection

Til rundt rør

Bundplade medfølger



MOD 4200

304	Børstet				
INDOOR	D	W	T		
134200-042-12	42,4	28	Se MOD 5042	QS-47	474 4
134200-048-12	48,3	28	Se MOD 5042	QS-47	474 4

304	Black Line				
INDOOR					
134200-042-82	42,4	28	Se MOD 5042	QS-47	474 4

NEW

316	Børstet				
OUTDOOR					
144200-042-12	42,4	28	Se MOD 5042	QS-45	474 4
144200-048-12	48,3	28	Se MOD 5042	QS-45	474 4

316	Poleret				
OUTDOOR					
144200-042-10	42,4	28	Se MOD 5042	QS-45	474 4
144200-048-10	48,3	28	Se MOD 5042	QS-45	474 4

Zink					
INDOOR	D	W	T		
104200-042-...	42,4	30	Se MOD 5042	QS-46	474 4
104200-048-...	48,3	30	Se MOD 5042	QS-46	474 4

SELL OUT




International Design
Model Protection

GLASKLEMMER

HOLDERE TIL GLASFYLDNINGER


Q-INFO 304 316 MOD 4200 Overflader

10



Poleret

12



Børstet


82 RAL 9005



Sort, mat, struktur overflade

Q-INFO

00



.00 finish er klar til pulverlakering.



Q-INFO



MOD 4200 er også tilgængelig som pladeadapter

Q-INFO Zink MOD 4200 Overflader

00




Rå

17



Krom effekt

19



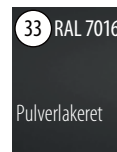
Rustfrit stål effekt

32 RAL 9016



Hvid, silkeagtig, glat

33 RAL 7016



Antracitgrå, mat, truktur overflade

36 RAL 9006



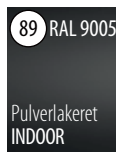
Aluminiumgrå, silkeagtig, glat

82 RAL 9005



Sort, mat, struktur overflade

89 RAL 9005



Sort, mat, glat



104200-000-00

104200-000-17

104200-000-19

104200-000-32

104200-000-33

104200-000-36

104200-000-82

104200-000-89



104200-04x-00

104200-04x-19

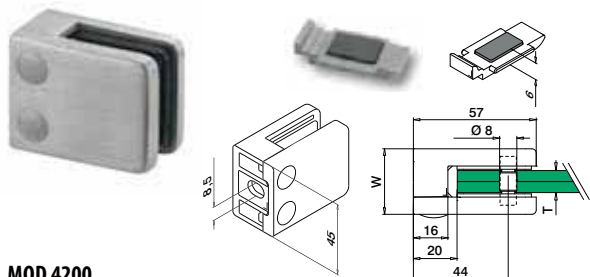
104200-042-82

104200-042-89

Glasklemmer - MOD 4200

Til fladt rør

Bundplade medfølger



MOD 4200

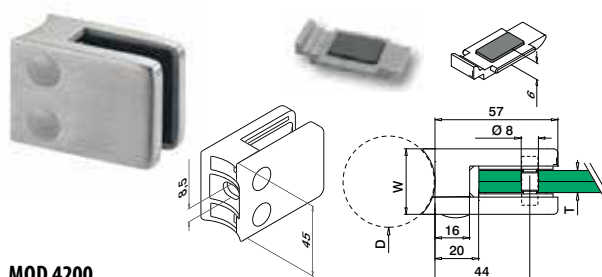
Aluminium

INDOOR	W	T		
164200-000-...	30	Se MOD 5042	QS-26	474 4



Til rundt rør

Bundplade medfølger



MOD 4200

Aluminium

INDOOR	D	W	T		
164200-042-...	42,4	30	Se MOD 5042	QS-47	474 4
164200-048-...	48,3	30	Se MOD 5042	QS-47	474 4



Gummiindlæg til MOD 4200



2 styk per glasklemme

MOD 5042

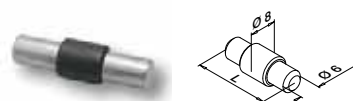
Tilbehør

Til hærdet glas	T	
205042-06	6	8
205042-08	8	8
205042-10	10	8
205042-12	12	8

Til lamineret glas

205042-07	6,76	8
205042-41	8,38	8
205042-09	8,76	8
205042-44	9,52	8
205042-11	10,76	8
205042-54	11,52	8
205042-13	12,76	8

Sikkerhedsstifter



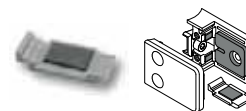
Valgfri brug til MOD 4200

MOD 5015

Tilbehør


	L	
205015-22	22	4

Q-INFO



Indsæt sikkerhedspladen i glasklemmen i stedet for at anvende en sikkerhedsstift. Dine omkostninger er lavere, da der ikke skal bores i glasset.

Q-INFO Aluminium MOD 4200 Overflader



Rå



164200-000-00

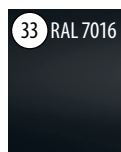


164200-04x-00




Hvid, silkeagtig, glat

164200-000-32



Antracitgrå, mat, glat

164200-000-33



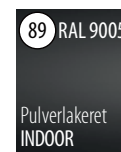
Aluminiumgrå, silkeagtig, glat

164200-000-36



Sort, mat, struktur overflade

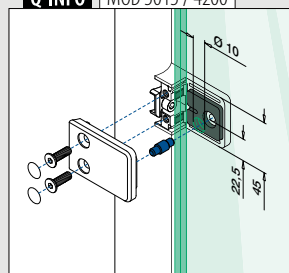
164200-000-82



Sort, mat, glat

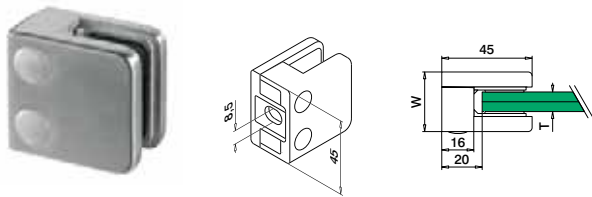
164200-000-89

Q-INFO MOD 5015 / 4200



Glasklemmer - MOD 2100

Til fladt rør



MOD 2100

304		Børstet			
INDOOR	W	T			
132100-000-12	27	Se MOD 5021	QS-26	474	4

304		Black Line			
INDOOR					
132100-000-82	27	Se MOD 5021	QS-26	474	4

NEW

316		Børstet			
OUTDOOR					
142100-000-12	27	Se MOD 5021	QS-27	474	4



MOD 2100 testet for INDOOR

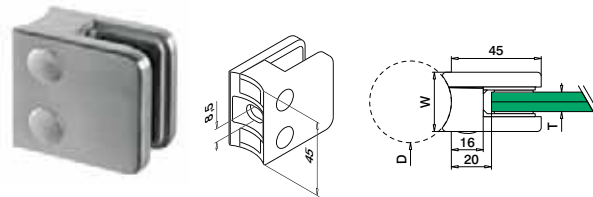
MOD 2100

Zink					
INDOOR	W	T			
102100-000-...	29	Se MOD 5021	QS-28	474	4

SELL OUT



Til rundt rør



MOD 2100

304		Børstet			
INDOOR	D	W	T		
132100-042-12	42,4	27	Se MOD 5021	QS-47	474 4

316		Børstet			
OUTDOOR					
142100-042-12	42,4	27	Se MOD 5021	QS-45	474 4



MOD 2100 testet for INDOOR

MOD 2100

Zink					
INDOOR	D	W	T		
102100-042-...	42,4	29	Se MOD 5021	QS-46	474 4

SELL OUT



Gummiindlæg til MOD 2100



2 styk per glasklemme


MOD 5021

Tilbehør		
Til hærdet glas	T	
205021-06	6	8
205021-08	8	8
205021-10	10	8

Til lamineret glas

205021-07	6,76	8
205021-09	8,76	8
205021-44	9,52	8

Q-INFO 304 316 Overflader



Børstet



Sort, mat, struktur overflade

Q-INFO Zink MOD 2100 Overflader



Rå




102100-000-00



Krom effekt

102100-000-17



INDOOR
Rustfrit stål effekt

102100-000-19



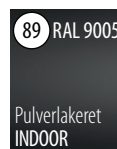
Pulverlakeret INDOOR

102100-000-32



Sort, mat, struktur overflade

102100-000-82



Sort, mat, glat

102100-000-89

Q-INFO



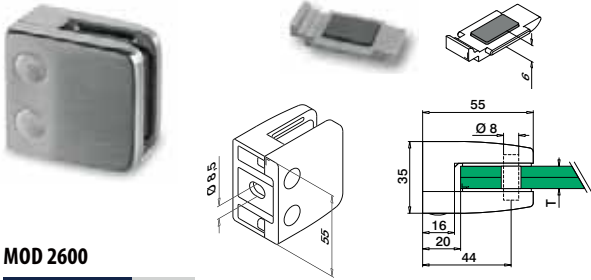
.00 finish er klar til pulverlakering.



Glasklemmer - MOD 2600

Til fladt rør

Bundplade medfølger



MOD 2600

304 Børstet

INDOOR

T



SELL OUT	132600-000-12	Se MOD 5026	QS-26	474	4
----------	---------------	-------------	-------	-----	---

316 Børstet

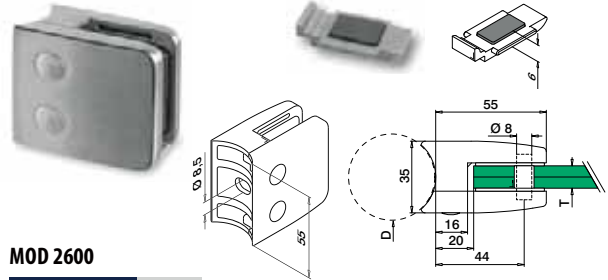
OUTDOOR

SELL OUT	142600-000-12	Se MOD 5026	QS-27	474	4
----------	---------------	-------------	-------	-----	---



Til rundt rør

Bundplade medfølger



MOD 2600

304 Børstet

INDOOR

D

T



SELL OUT	132600-042-12*	42,4	Se MOD 5026	QS-47	474	4
SELL OUT	132600-048-12	48,3	Se MOD 5026	QS-47	474	4

316 Børstet

OUTDOOR

SELL OUT	142600-042-12*	42,4	Se MOD 5026	QS-45	474	4
SELL OUT	142600-048-12	48,3	Se MOD 5026	QS-45	474	4
SELL OUT	142600-060-12	60,3	Se MOD 5026	QS-45	474	4



Gummiindlæg til MOD 2600



2 styk per glasklemme

MOD 5026

Tilbehør

Til hærdet glas	T	
205026-08	8	8
205026-10	10	8
205026-12	12	8

Til lamineret glas

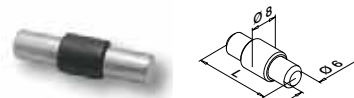
205026-09	8,76	8
205026-11	10,76	8
205026-54	11,52	8
205026-13	12,76	8

SELL OUT Kun så længe lager haves.

OBS: Bestil skruer separat.

Tilbehør

Sikkerhedsstifter



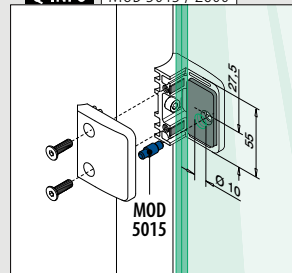
Valgfri brug til MOD 2600

MOD 5015

Tilbehør

	L	
205015-25	25	4

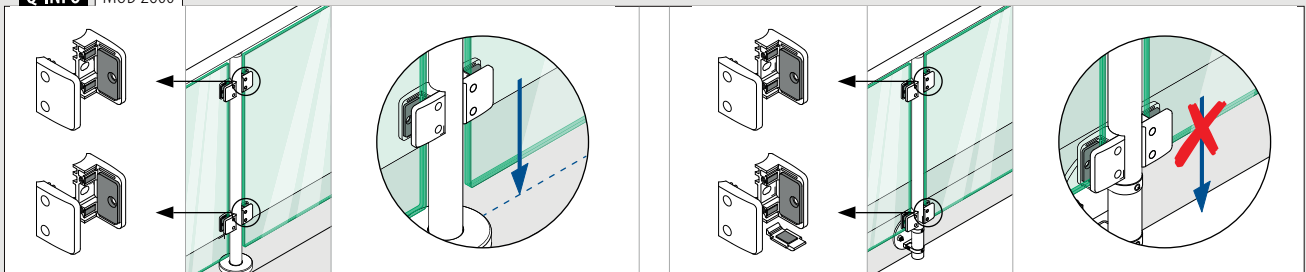
Q-INFO MOD 5015 / 2600



Q-INFO



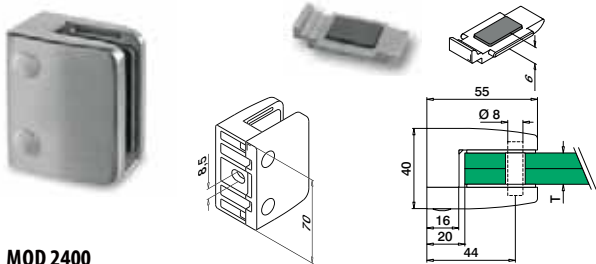
Q-INFO MOD 2600



Glasklemmer - MOD 2400

Til fladt rør

Bundplade medfølger



MOD 2400

304 Børstet

INDOOR T

SELL OUT	132400-000-12	Se T i MOD 5024	QS-26	474	4
----------	---------------	-----------------	-------	-----	---

304 Poleret

INDOOR

SELL OUT	132400-000-10	Se T i MOD 5024	QS-26	474	4
----------	---------------	-----------------	-------	-----	---

316 Børstet

OUTDOOR

SELL OUT	142400-000-12	Se T i MOD 5024	QS-27	474	4
----------	---------------	-----------------	-------	-----	---

316 Poleret

OUTDOOR

SELL OUT	142400-000-10	Se T i MOD 5024	QS-27	474	4
----------	---------------	-----------------	-------	-----	---

Zink

INDOOR

SELL OUT	102400-000-...	Se T i MOD 5024	QS-28	474	4
----------	----------------	-----------------	-------	-----	---



Gummiindlæg til MOD 2400



2 styk per glasklemme

MOD 5024

Tilbehør

Til hærdet glas T

SELL OUT	205024-12	12	8
SELL OUT	205024-15	15	8

Til lamineret glas

SELL OUT	205024-44	9,52	8
SELL OUT	205024-54	11,52	8
SELL OUT	205024-13	12,76	8
SELL OUT	205024-64	13,52	8
SELL OUT	205024-17	16,76	8
SELL OUT	205024-18	17,52	8

Q-INFO Zink Overflader

00

Rå



102400-000-00



102400-048-00

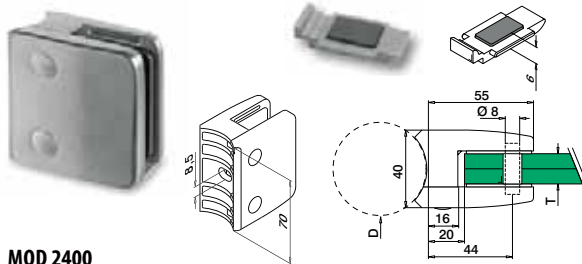
19

INDOOR
Rustfrit stål
effekt

102400-000-19

Til rundt rør

Bundplade medfølger



MOD 2400

304 Børstet

INDOOR D T

SELL OUT	132400-048-12	48,3	Se T i MOD 5024	QS-47	474	4
----------	---------------	------	-----------------	-------	-----	---

316 Børstet

OUTDOOR

SELL OUT	142400-048-12	48,3	Se T i MOD 5024	QS-45	474	4
----------	---------------	------	-----------------	-------	-----	---

Zink

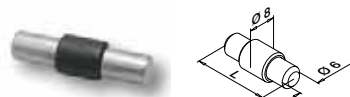
INDOOR

SELL OUT	102400-048-...	48,3	Se T i MOD 5024	QS-46	474	4
----------	----------------	------	-----------------	-------	-----	---



Tilbehør

Sikkerhedsstifter



Valgfri brug til MOD 2400

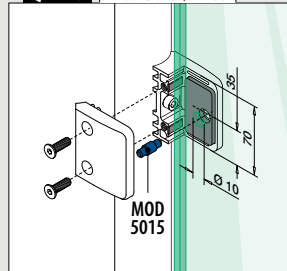
MOD 5015

Tilbehør

	L	
205015-24	30	4

SELL OUT Kun så længe lager haves.


Q-INFO MOD 5015 / 2400



Q-INFO



Q-INFO 304 316



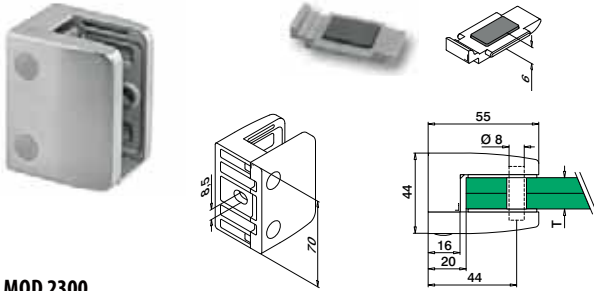
Q-INFO



Glasklemmer - MOD 2300

Til fladt rør + vægmontering

Bundplade medfølger



MOD 2300

304 Børstet

INDOOR

T



132300-000-12 Se T i MOD 5023 QS-26 474 4

316 Børstet

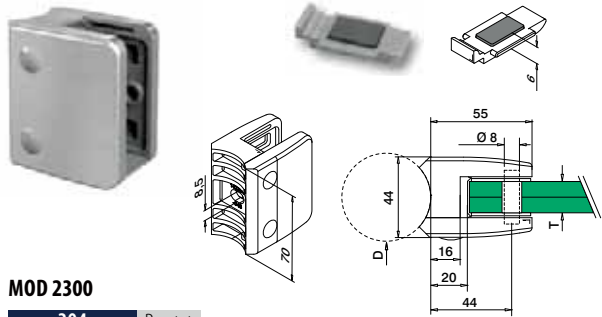
OUTDOOR

142300-000-12 Se T i MOD 5023 QS-27 474 4



Til rundt rør

Bundplade medfølger



MOD 2300

304 Børstet

INDOOR

D

T



132300-048-12 48,3 Se T i MOD 5023 QS-47 474 4

316 Børstet

OUTDOOR

142300-048-12 48,3 Se T i MOD 5023 QS-45 474 4

NEW

Gummiindlæg til MOD 2300



2 styk per glasklemme

MOD 5023

Tilbehør

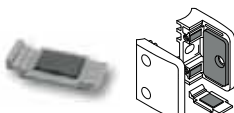
Til hærdet glas	T	
205023-12	12	8
205023-15	15	8
205023-19	19	8

Til lamineret glas

205023-44	9,52	8
205023-54	11,52	8
205023-13	12,76	8
205023-64	13,52	8
205023-17	16,76	8
205023-18	17,52	8
205023-21	20,76	8
205023-22	21,52	8

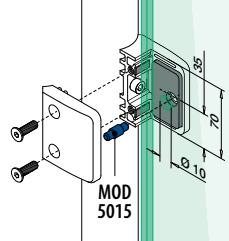
OBS: Bestil skruer separat.

Q-INFO

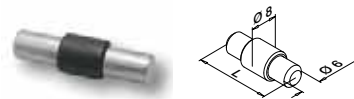


Indsæt sikkerhedspladen i glasklemmen i stedet for at anvende en sikkerhedsstift. Dine omkostninger er lavere, da der ikke skal bores i glasset.

Q-INFO MOD 5015 / 2300



Sikkerhedsstifter

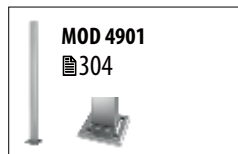


Valgfri brug til MOD 2300

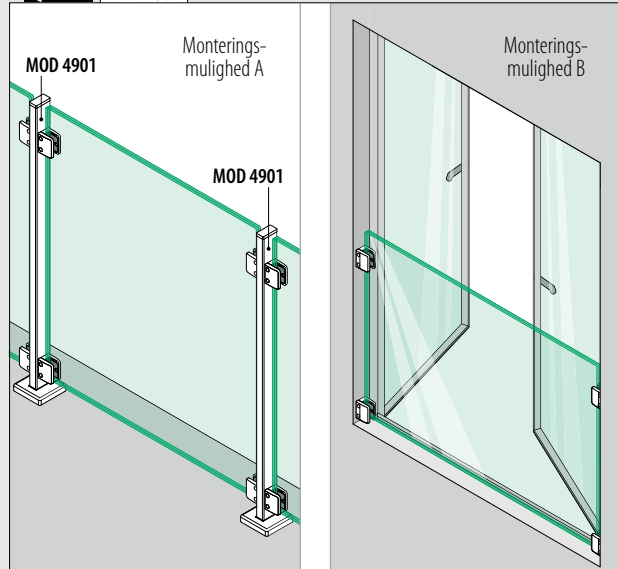
MOD 5015

Tilbehør

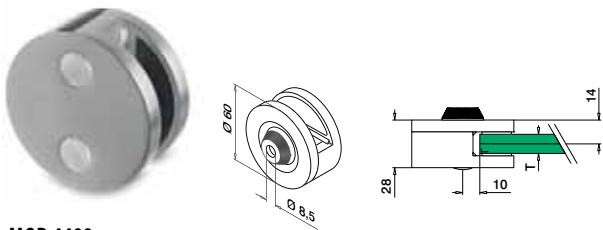
	L	
205015-23	34	4



Q-INFO MOD 2300

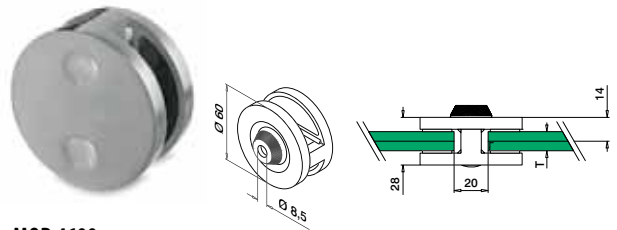


Glasklemmer - MOD 4400 / 4600



MOD 4400

304		Børstet		
INDOOR	T			
134400-12	Se T i MOD 5044	QS-47	474	4
316		Børstet		
OUTDOOR				
144400-12	Se T i MOD 5044	QS-45	474	4
Zink		Rustfrit stål effekt		
OUTDOOR				
SELL OUT 104400-20	Se T i MOD 5044	QS-46	474	4



MOD 4600

304		Børstet		
INDOOR	T			
134600-12	Se T i MOD 5044	QS-47	474	4
316		Børstet		
OUTDOOR				
144600-12	Se T i MOD 5044	QS-45	474	4
Zink		Rustfrit stål effekt		
OUTDOOR				
SELL OUT 104600-20	Se T i MOD 5044	QS-46	474	4



Adapter til MOD 4400 / 4600

Til fladt rør

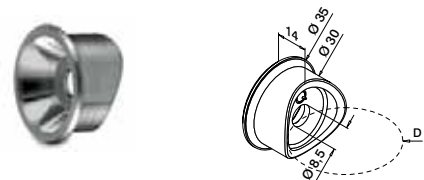


MOD 0723

304		Børstet		
INDOOR				
130723-000-12				4
316		Børstet		
OUTDOOR				
140723-000-12				4
Zink		Rustfrit stål effekt		
OUTDOOR				
SELL OUT 100723-000				4

SELL OUT

Til rundt rør



MOD 0723

304		Børstet		
INDOOR	D			
130723-042-12	42,4			4
SELL OUT 130723-048-12	48,3			4
316		Børstet		
OUTDOOR				
140723-042-12	42,4			4
140723-048-12	48,3			4
Zink		Rustfrit stål effekt		
OUTDOOR				
SELL OUT 100723-042	42,4			4

SELL OUT

Gummiindlæg til MOD 4400 / 4600



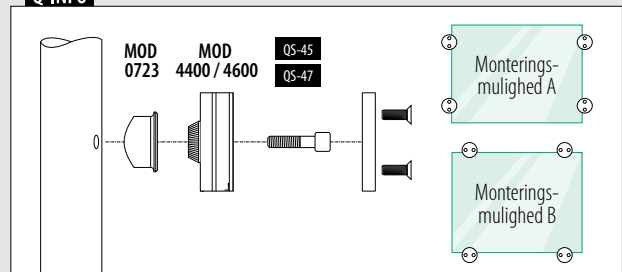
2 styk til MOD 4400,
4 styk til MOD 4600

MOD 5044

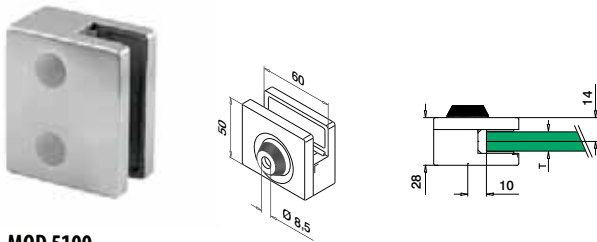
Tilbehør		
Til hærdet glas	T	
205044-08	8	8
205044-10	10	8
205044-12	12	8
Til lamineret glas		
205044-09	8,76	8
205044-11	10,76	8
205044-13	12,76	8

SELL OUT Kun så længe lager haves.

Q-INFO

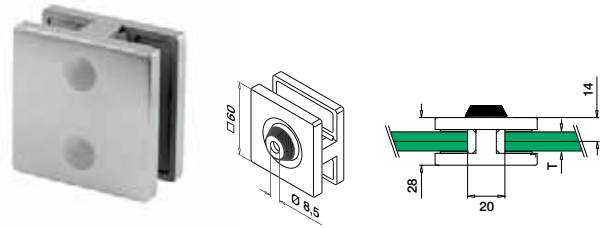


Glasklemmer - MOD 5100 / 5200



MOD 5100

304		Børstet		
INDOOR	T			
135100-12	Se T i MOD 5051	QS-47	474	4
316		Børstet		
OUTDOOR				
145100-12	Se T i MOD 5051	QS-45	474	4



MOD 5200

304		Børstet		
INDOOR	T			
135200-12	Se T i MOD 5051	QS-47	474	4
316		Børstet		
OUTDOOR				
145200-12	Se T i MOD 5051	QS-45	474	4



Adapter til MOD 5100 / 5200



MOD 0723

304		Børstet		
INDOOR				
130723-000-12				4
316		Børstet		
OUTDOOR				
140723-000-12				4



MOD 0723

304		Børstet		
INDOOR	D			
130723-042-12	42,4			4
130723-048-12	48,3			4
316		Børstet		
OUTDOOR				
140723-042-12	42,4			4
140723-048-12	48,3			4

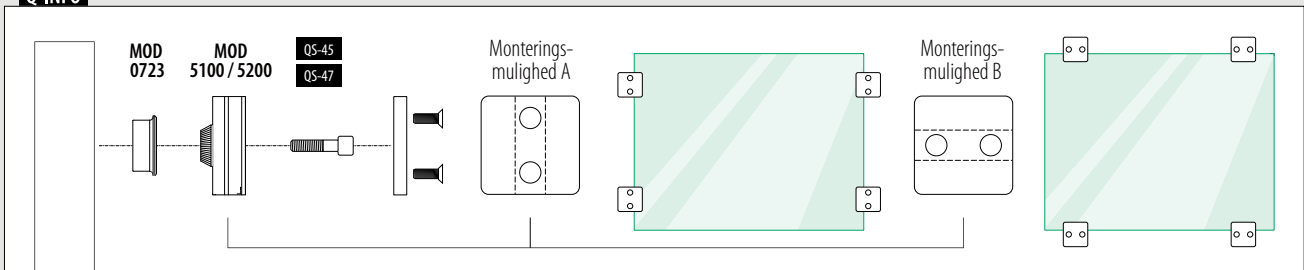
Gummiindlæg til MOD 5100 / 5200



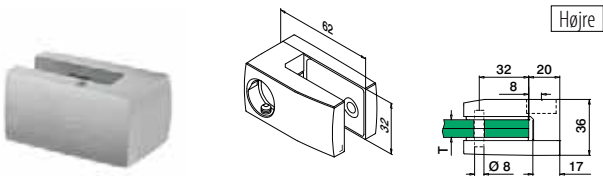
MOD 5051

Tilbehør			
Til hærdet glas	T		
205051-08	8		8
205051-10	10		8
Til lamineret glas			
205051-09	8,76		8
205051-11	10,76		8
205051-13	12,76		8

Q-INFO



Glasklemmer - MOD 2900

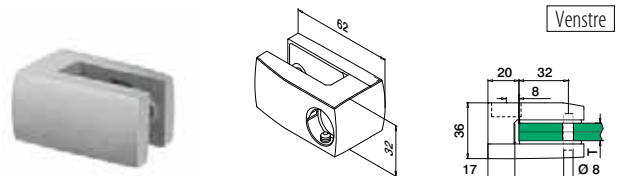


MOD 2900

316	Børstet		
OUTDOOR	T		
SELL OUT 142900-01-12	Se T i MOD 5029		2



International Design Model Protection

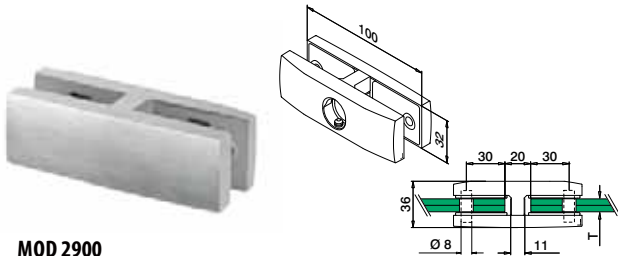


MOD 2900

316	Børstet		
OUTDOOR	T		
SELL OUT 142900-02-12	Se T i MOD 5029		2



International Design Model Protection



MOD 2900

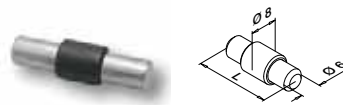
316	Børstet		
OUTDOOR	T		
SELL OUT 142900-00-12	Se T i MOD 5029		2



International Design Model Protection

Tilbehør

Sikkerhedsstifter



Valgfri brug til MOD 2900

MOD 5015

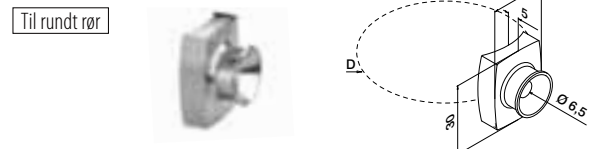
Tilbehør	L	
205015-22	22	4

Adapter til MOD 2900



MOD 0785

316	Børstet		
OUTDOOR	D		
140785-000-12	QS-16 472		4



MOD 0785

316	Børstet		
OUTDOOR	D		
140785-042-12	42,4	QS-16 472	4
140785-048-12	48,3	QS-16 472	4



Fyldninger

Gummiindlæg til MOD 2900



2 styk per glasklemme,
4 styk til MOD 142900-00-12

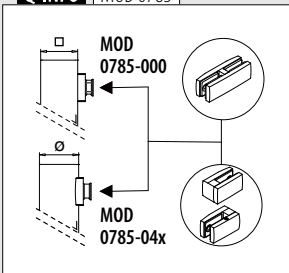
MOD 5029

Tilbehør	T	
Til hærdet glas		
SELL OUT 205029-08	8	4
SELL OUT 205029-10	10	4
SELL OUT 205029-12	12	4

Til lamineret glas

SELL OUT 205029-09	8,76	4
SELL OUT 205029-11	10,76	4
SELL OUT 205029-13	12,76	4
SELL OUT 205029-64	13,52	4

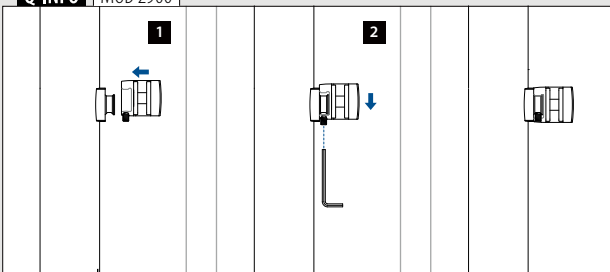
Q-INFO MOD 0785



OBS: Bestil skruer separat.

SELL OUT Kun så længe lager haves.

Q-INFO MOD 2900

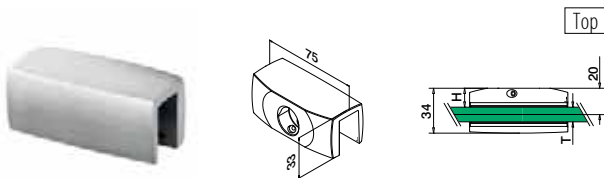




MOD 5500

Q-railing

Glasholdere - MOD 5500

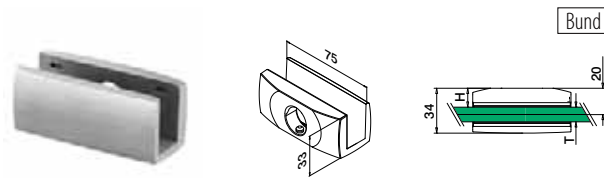


MOD 5500

316	Børstet			
OUTDOOR	T	H		
145500-01-12	Se T i MOD 5055	Se H i MOD 5055	2	



International Design Model Protection



MOD 5500

316	Børstet			
OUTDOOR	T	H		
145500-02-12	Se T i MOD 5055	Se H i MOD 5055	2	



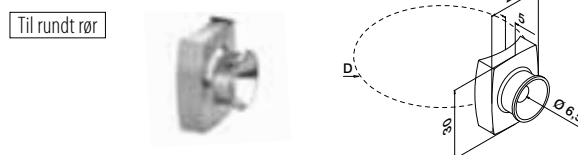
International Design Model Protection

Adapter til MOD 5500



MOD 0785

316	Børstet		
OUTDOOR			
140785-000-12	QS-16 472	4	



MOD 0785

316	Børstet		
OUTDOOR	D		
140785-042-12	42,4	QS-16 472	4
140785-048-12	48,3	QS-16 472	4



Gummiindlæg



1 styk per glasklemme

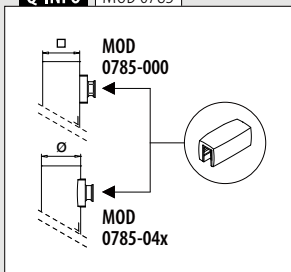
MOD 5055

Tilbehør			
Til hærdet glas	T	H	
205055-08	8	15,5	2
205055-10	10	14,5	2
205055-12	12	13,5	2

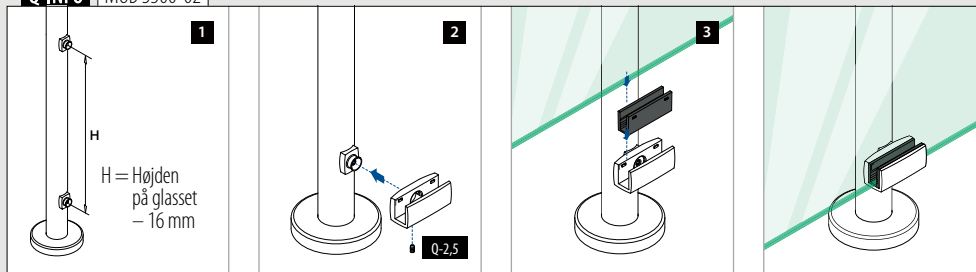
Til lamineret glas

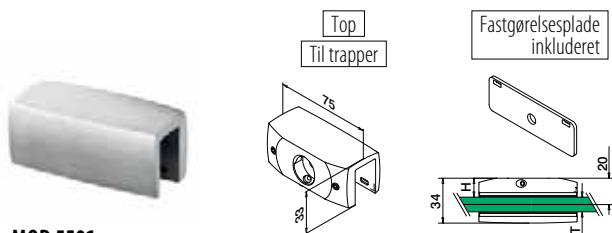
205055-08	8,76	15	2
205055-10	10,76	14,5	2
205055-54	11,52	14	2
205055-12	12,76	13,5	2
205055-64	13,52	13	2

Q-INFO MOD 0785



Q-INFO MOD 5500-02



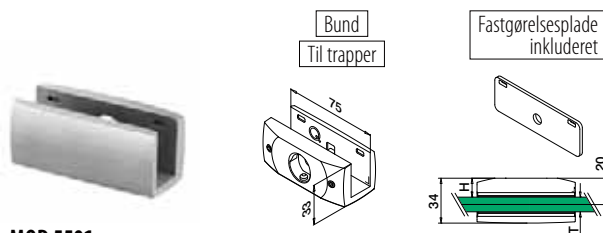


MOD 5501

316	Børstet			
OUTDOOR	T	H		
145501-01-12	Se T i MOD 5055	Se H i MOD 5055	2	



International Design Model Protection



MOD 5501

316	Børstet			
OUTDOOR	T	H		
145501-02-12	Se T i MOD 5055	Se H i MOD 5055	2	

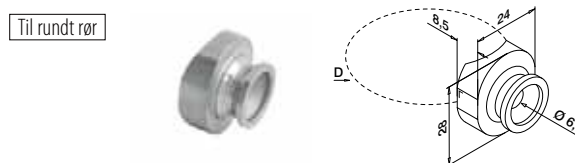


International Design Model Protection



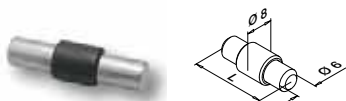
MOD 0786

316	Børstet		
OUTDOOR			
140786-000-12	QS-16	472	2



MOD 0786

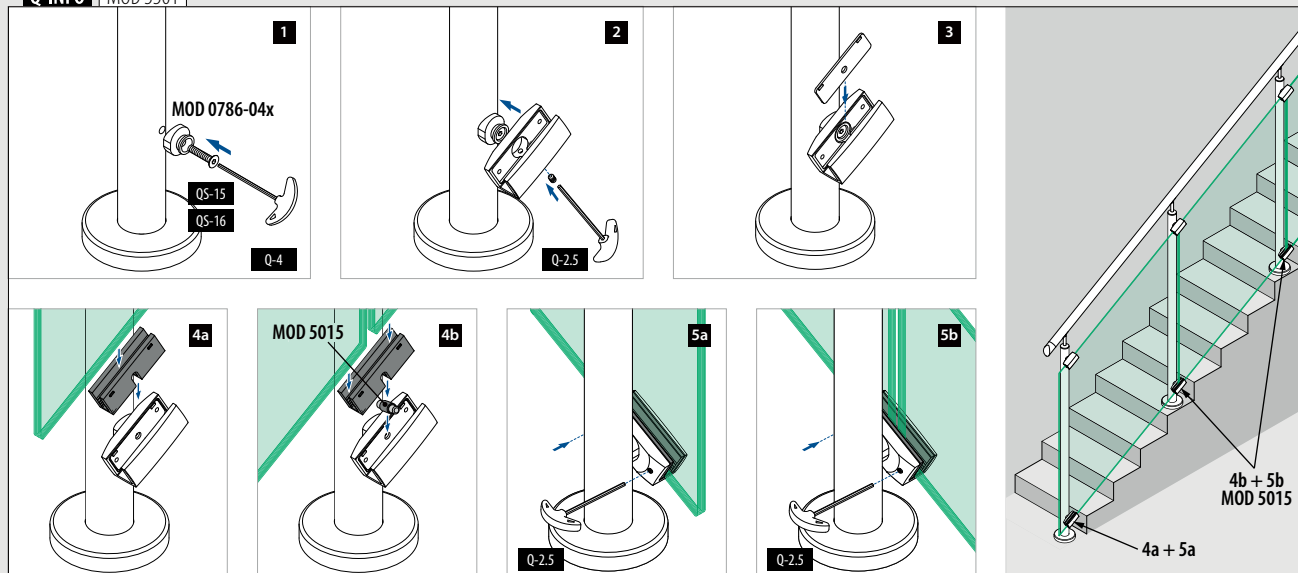
316	Børstet			
OUTDOOR	D			
140786-042-12	42,4	QS-16	472	2
140786-048-12	48,3	QS-16	472	2



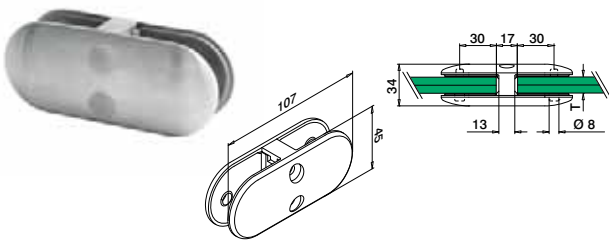
MOD 5015

Tilbehør		
L		
205015-25	25	4

Q-INFO MOD 5501



Glasforbinderer - MOD 2870 / 2880 / 2890



MOD 2870

304	Børstet		
INDOOR	T		
132870-13-12	Se T i MOD 5028	2	
316	Børstet		
OUTDOOR	T		
142870-13-12	Se T i MOD 5028	2	



International Design Model Protection



MOD 2880

316	Børstet		
OUTDOOR	T		
142880-13-12	Se T i MOD 5028	2	



International Design Model Protection

Gummiindlæg til MOD 2870 / 2880 / 2890

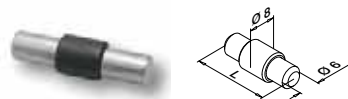


4 styk per glasforbinderer

MOD 5028

Tilbehør		
Til hærdet glas		
T		
205028-06	6	8
205028-08	8	8
205028-10	10	8
205028-12	12	8
Til lamineret glas		
205028-09	8,76	8
205028-44	9,52	8
205028-11	10,76	8
205028-54	11,52	8
205028-13	12,76	8

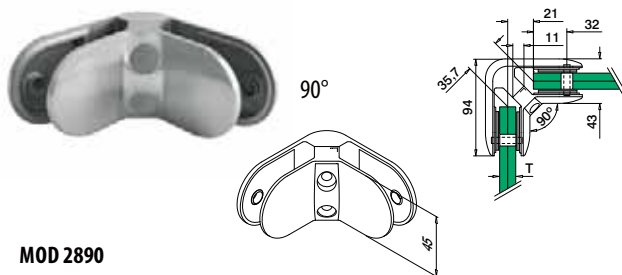
Sikkerhedsstifter



Valgfri brug til MOD 2870 / 2880 / 2890

MOD 5015

Tilbehør		
L		
205015-22	22	4

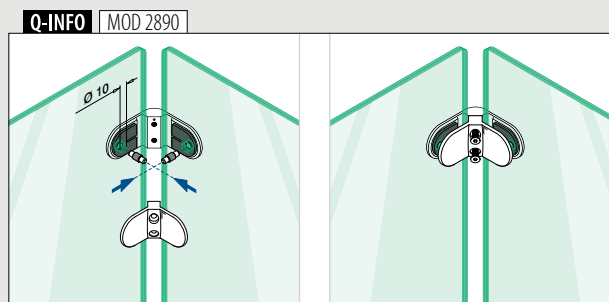
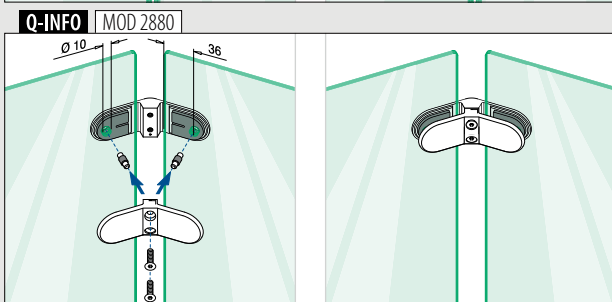
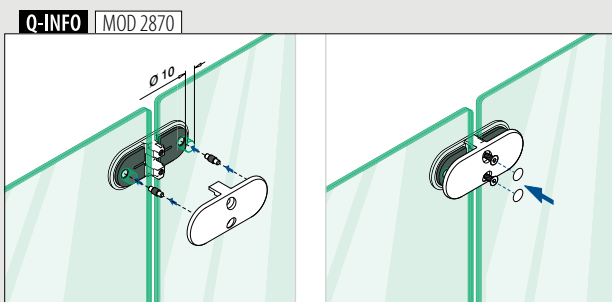
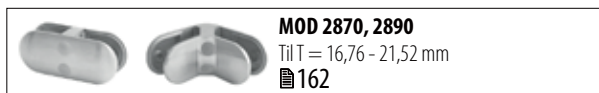


MOD 2890

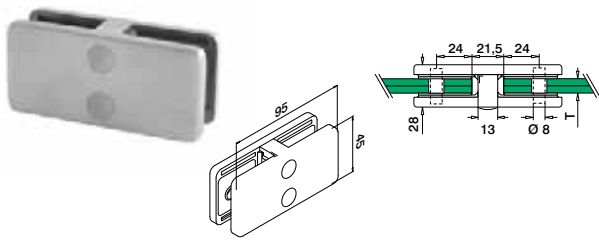
304	Børstet		
INDOOR	T		
132890-13-12	Se T i MOD 5028	2	
316	Børstet		
OUTDOOR	T		
142890-13-12	Se T i MOD 5028	2	



International Design Model Protection



Glasforbinderer - MOD 4270 / 4280 / 4290

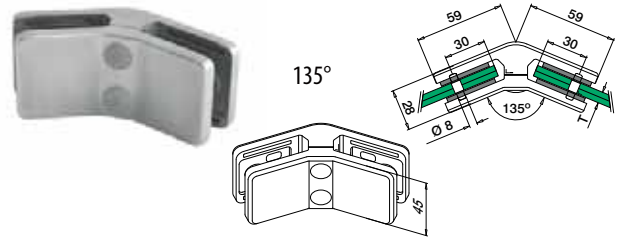


MOD 4270

304	Børstet		
INDOOR	T		
134270-13-12	Se T i MOD 5042		2
316	Børstet		
OUTDOOR	T		
144270-13-12	Se T i MOD 5042		2



International Design Model Protection



MOD 4280

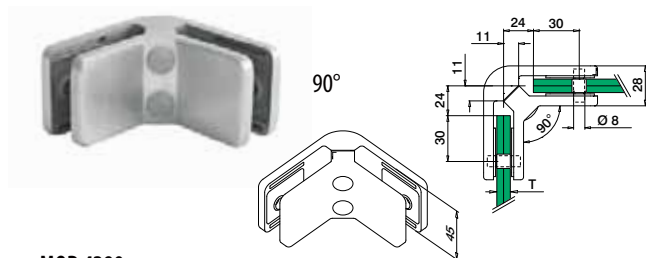
316	Børstet		
OUTDOOR	T		
144280-13-12	Se T i MOD 5042		2



International Design Model Protection

Fyldninger

Gummiindlæg til MOD 4270 / 4280 / 4290



MOD 4290

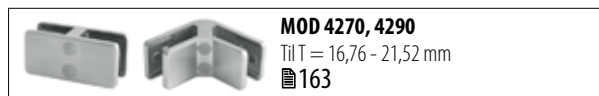
304	Børstet		
INDOOR	T		
134290-13-12	Se T i MOD 5042		2
316	Børstet		
OUTDOOR	T		
144290-13-12	Se T i MOD 5042		2



4 styk per glasforbinderer

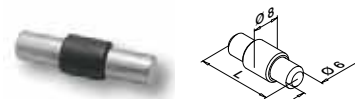
MOD 5042

Tilbehør		
Til hærdet glas	T	
205042-06	6	8
205042-08	8	8
205042-10	10	8
205042-12	12	8
Til lamineret glas		
205042-07	6,76	8
205042-41	8,38	8
205042-09	8,76	8
205042-44	9,52	8
205042-11	10,76	8
205042-54	11,52	8
205042-13	12,76	8



Tilbehør

Sikkerhedsstifter

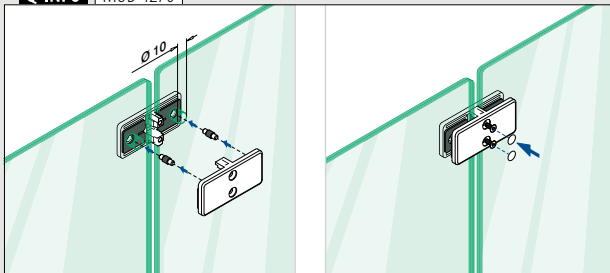


Valgfri brug til MOD 4270 / 4280 / 4290

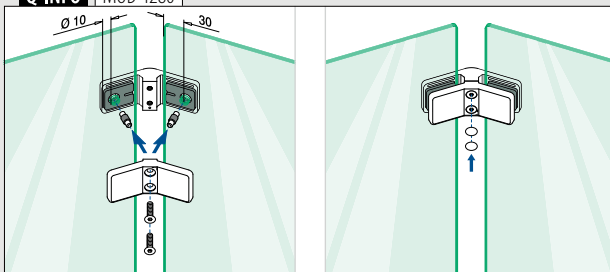
MOD 5015

Tilbehør		
	L	
205015-22	22	4

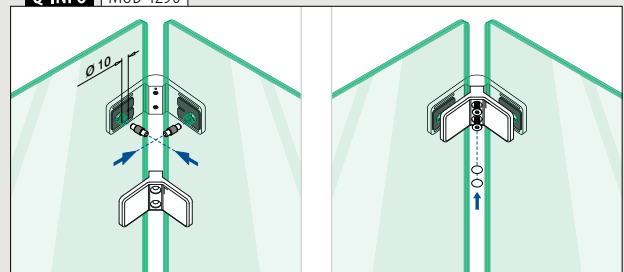
Q-INFO MOD 4270



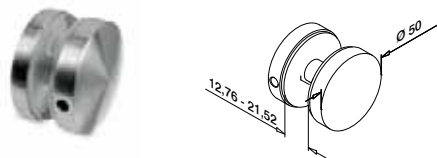
Q-INFO MOD 4280



Q-INFO MOD 4290



Glas - glas



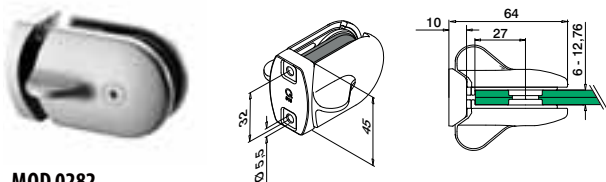
MOD 0742

304	Børstet	
INDOOR		
130742-12		2
316	Børstet	
OUTDOOR		
140742-12		2
316	Poleret	
OUTDOOR		
140742-10		2



Dørlukkere

Til fladt rør



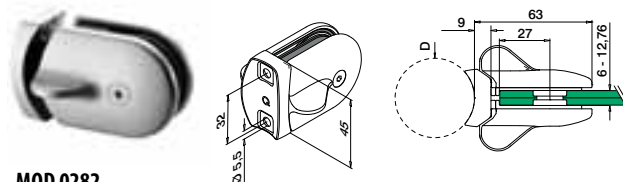
MOD 0282

316	Børstet		
OUTDOOR			
140282-000	QS-13	472	1



International Design Model Protection

Til rundt rør



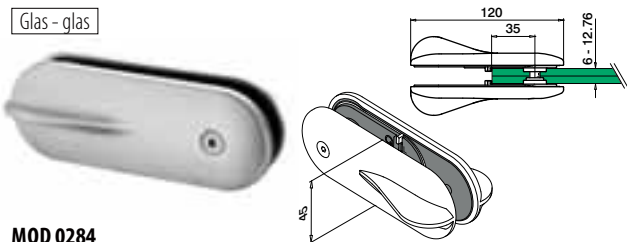
MOD 0282

316	Børstet		
OUTDOOR	D		
140282-042	42,4	QS-13	472
140282-048	48,3	QS-13	472



International Design Model Protection

Glas - glas



MOD 0284


316	Børstet	
OUTDOOR		
140284		1



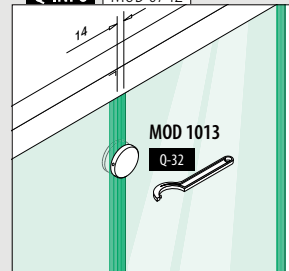
International Design Model Protection

OBS: Bestil skruer separat.

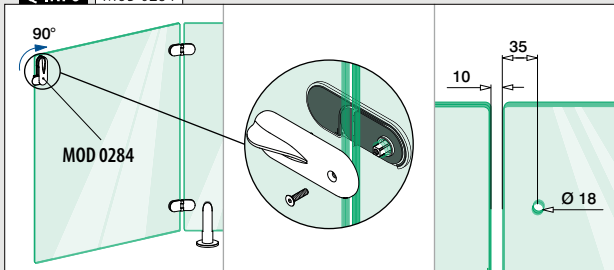
Q-INFO | 304 | 316



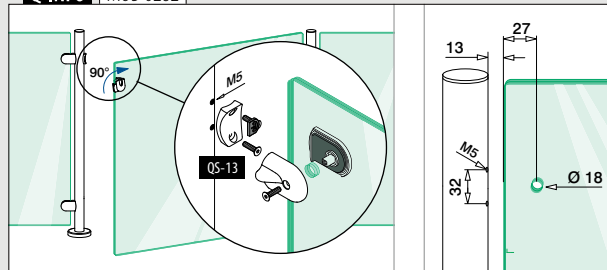
Q-INFO | MOD 0742



Q-INFO | MOD 0284

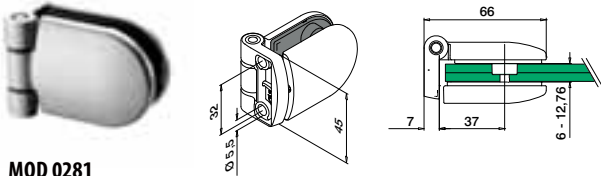


Q-INFO | MOD 0282



Hængsler

Til fladt rør



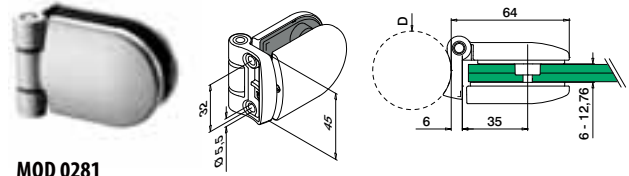
MOD 0281

316	Børstet		
OUTDOOR			
140281-000	QS-13 472	2	



International Design Model Protection

Til rundt rør



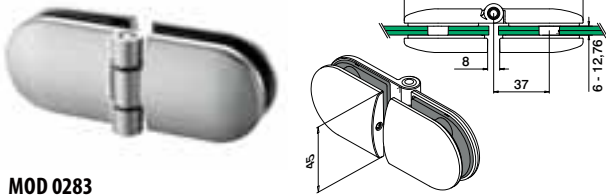
MOD 0281

316	Børstet		
OUTDOOR	D		
140281-042	42,4	QS-13 472	2
140281-048	48,3	QS-13 472	2



International Design Model Protection

Glas - glas



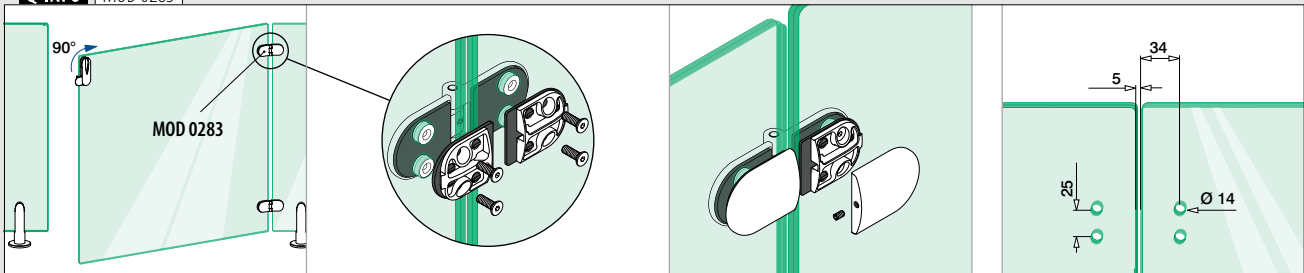
MOD 0283

316	Børstet		
OUTDOOR			
140283		2	

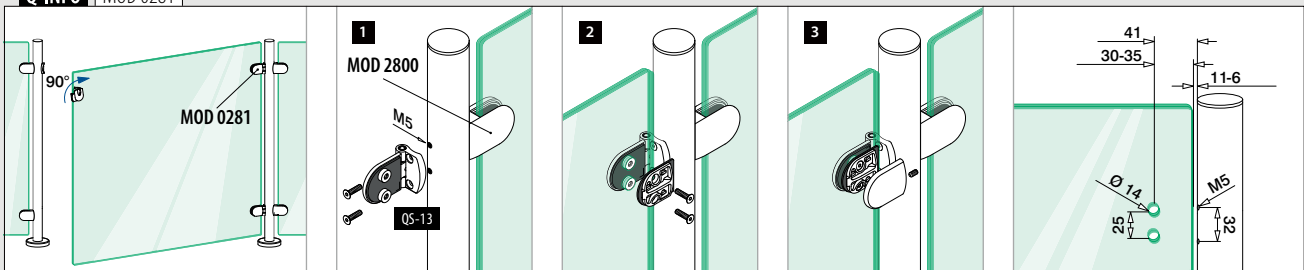


International Design Model Protection

Q-INFO MOD 0283



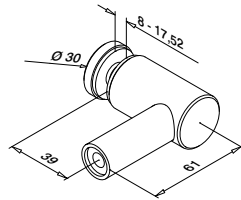
Q-INFO MOD 0281





MOD 0754

Til fladt rør



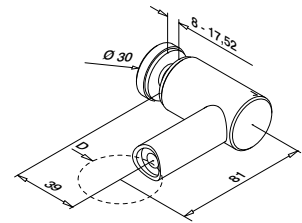
MOD 0754

316	Børstet		
OUTDOOR			
140754-000-12	QS-30	472	4



International Design Model Protection

Til rundt rør



MOD 0754

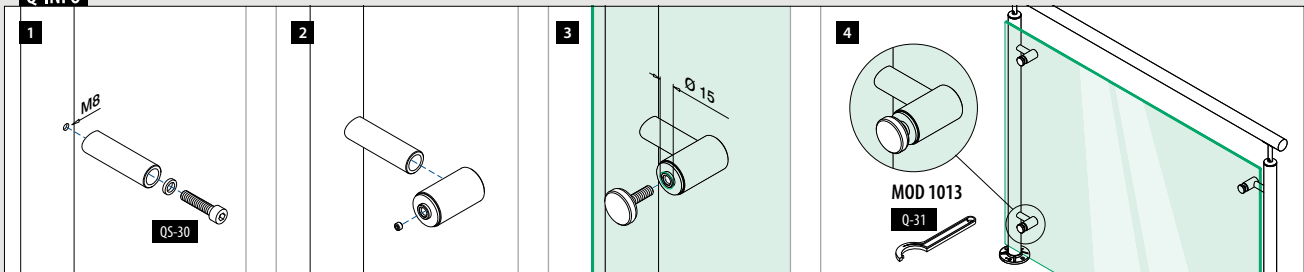
316	Børstet		
OUTDOOR	D		
140754-042-12	42,4	QS-30	472
140754-048-12	48,3	QS-30	472



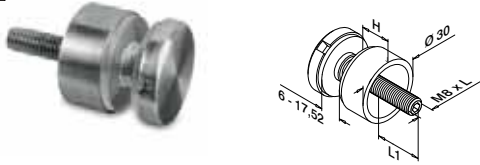
International Design Model Protection

OBS: Bestil skruer separat.

Q-INFO



Til fladt rør



MOD 0746

304		Børstet		
INDOOR	H	L	L1	
130746-015-12	15	50	10 - 22	4
130746-020-12	20	60	14 - 26	4
130746-030-12	30	70	14 - 26	4
130746-040-12	40	80	14 - 26	4
130746-050-12	50	90	14 - 26	4

316		Børstet		
OUTDOOR	H	L	L1	
140746-015-12	15	50	10 - 22	4

316		Poleret		
OUTDOOR	H	L	L1	
140746-015-10	15	50	10 - 22	4

SELL OUT

140746-015-10	15	50	10 - 22	4
---------------	----	----	---------	---

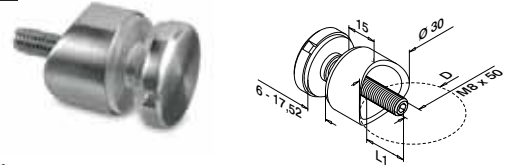
Zink		INDOOR		
100746-...	15	50	10 - 22	4

SELL OUT

100746-...	15	50	10 - 22	4
------------	----	----	---------	---



Til rundt rør



MOD 0746

304		Børstet		
INDOOR	D	L1		
130746-033-12	33,7	10 - 22	4	
130746-042-12	42,4	10 - 22	4	
130746-048-12	48,3	10 - 22	4	

316		Børstet		
OUTDOOR	D	L1		
140746-033-12	33,7	10 - 22	4	
140746-042-12	42,4	10 - 22	4	
140746-048-12	48,3	10 - 22	4	
140746-060-12	60,3	10 - 22	4	

SELL OUT

140746-033-12	33,7	10 - 22	4
140746-042-12	42,4	10 - 22	4
140746-048-12	48,3	10 - 22	4
140746-060-12	60,3	10 - 22	4



MOD 0740

304		Børstet		
INDOOR	H	L	L1	
130740-12	12	50	10 - 22	4

SELL OUT

130740-12	12	50	10 - 22	4
-----------	----	----	---------	---

316		Børstet		
OUTDOOR	H	L	L1	
140740-12	12	50	10 - 22	4

316		Poleret		
OUTDOOR	H	L	L1	
140740-10	10	50	10 - 22	4

SELL OUT

140740-10	10	50	10 - 22	4
-----------	----	----	---------	---



MOD 0755

304		Børstet		
INDOOR	Ø	L1		
130755-16	16	10 - 22	4	

SELL OUT

130755-16	16	10 - 22	4
-----------	----	---------	---


316		Børstet		
OUTDOOR	Ø	L1		
140755-12	12	10 - 22	4	

SELL OUT

140755-12	12	10 - 22	4
-----------	----	---------	---

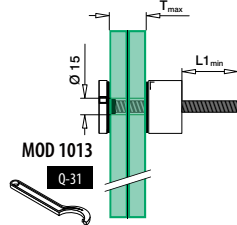


Q-INFO 316



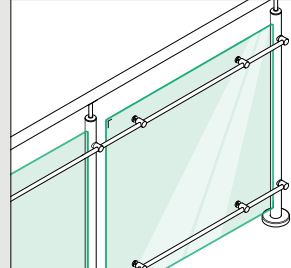
Poleret Børstet

Q-INFO MOD 0746

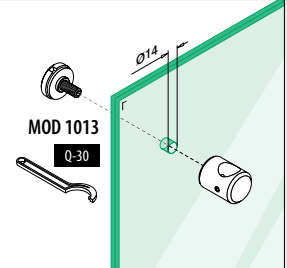


MOD 1013 Q-31

Q-INFO MOD 0755




Q-INFO MOD 0755




MOD 1013 Q-30

Q-INFO Zink MOD 0746 Overflader



Rå



Mat krom effekt



INDOOR
Rustfrit stål
effekt



32 RAL 9016
Pulverlakeret
INDOOR
Hvid, silkeagtig,
glat



89 RAL 9005
Pulverlakeret
INDOOR
Sort, mat, glat

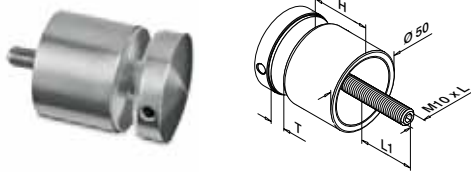
Q-INFO



MOD 5030 475

Ekstra silikone indlæg til
glasadapter

Til fladt rør



MOD 0747

304		Børstet				
INDOOR	H	T	L	L1		
130747-010-12	10	8 - 17,52	50	11 - 22	2	
130747-020-12	20	8 - 25,52	70	13 - 31	2	
130747-030-12	30	8 - 25,52	80	13 - 31	2	
130747-040-12	40	8 - 17,52	80	11 - 22	2	
130747-050-12	50	8 - 17,52	90	11 - 22	2	

304 Black Line

INDOOR

NEW	130747-010-82	10	8 - 17,52	50	11 - 22	2
NEW	130747-030-82	30	8 - 25,52	80	13 - 31	2

316

Børstet

OUTDOOR

140747-010-12	10	8 - 17,52	50	11 - 22	2
140747-020-12	20	8 - 25,52	70	13 - 31	2
140747-030-12	30	8 - 25,52	80	13 - 31	2
140747-040-12	40	8 - 17,52	80	11 - 21	2
140747-050-12	50	8 - 17,52	90	11 - 21	2

316

Poleret

OUTDOOR

140747-030-10	30	8 - 25,52	80	13 - 31	2
---------------	----	-----------	----	---------	---

Zink

Rå

INDOOR

SELL OUT	100747-00	10	8 - 17,52	50	11 - 22	2
----------	-----------	----	-----------	----	---------	---

Zink

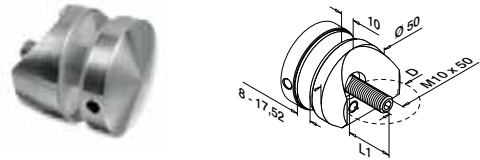
Rustfrit stål effekt

OUTDOOR

SELL OUT	100747-20	10	8 - 17,52	50	11 - 22	2
----------	-----------	----	-----------	----	---------	---



Til rundt rør



MOD 1747

304		Børstet		
INDOOR	D	L1		
SELL OUT 131747-010-42-12	42,4	10 - 20	2	
131747-010-48-12	48,3	10 - 20	2	

316


Børstet

OUTDOOR

141747-010-42-12	42,4	10 - 20	2
------------------	------	---------	---



Q-INFO **Zink**



Rå


Rustfrit stål effekt

Q-INFO



.00 finish er klar til pulverlakering.

Q-INFO **304** **316**



10

Poleret

12

Børstet

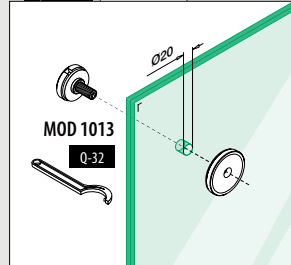
82 RAL 9005

Pulverlakeret

Sort, mat, struktur overflade

SELL OUT Kun så længe lager haves.

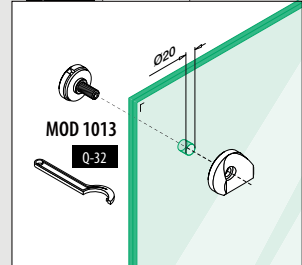
Q-INFO MOD 0747



MOD 1013

Q-32

Q-INFO MOD 1747



MOD 1013

Q-32







6

TILBEHØR

Overblik Q-screws / Q-anchors	456
Find det rigtige anker	457 - 463
Ankre	464 - 467
Skruer	468 - 472
Monteringsmateriale	473 - 474
Reservedele til glasklemmer/adapter	475
Boring og gevindskæring	476 - 477
Monteringstilbehør	478 - 481
Pleje og rengøring	482
Værktøj	483 - 485
Symbol indeks	487

Enkelt at bestille. En opsummering på side 464 - 480.

QS	#		
QS-1	230205-050	50	471
QS-2	240205-050	50	471
QS-3	230200-760	50	471
QS-4	240200-760	50	471
QS-5	230210-025	50	471
QS-6	240210-025	50	471
QS-7	230210-038	50	471
QS-8	230230-025	50	471
QS-9	240230-025	50	471
QS-10	230690-516	50	472
QS-11	240690-516	50	472
QS-12	230670-520	50	472
QS-13	240670-520	50	472
QS-14	230670-620	50	472
QS-15	230670-625	50	472
QS-16	240670-625	50	472
QS-17	230670-630	50	472
QS-18	240670-630	50	472
QS-19	230670-825	50	472
QS-20	240670-825	50	472
QS-21	230670-840	50	472
QS-22	240670-840	50	472
QS-23	230680-620	50	472
QS-24	230680-635	50	472
QS-25	230680-660	50	472
QS-26	230680-820	50	472
QS-27	240680-820	50	472
QS-28	250680-820	50	472
QS-29	230680-835	50	472
QS-30	240680-835	50	472
QS-32	244010-212	10	464
QS-33	254010-212	10	464
QS-34	244110-875	10	467
QS-35	254110-875	10	467
QS-36	254210-212	25	467
QS-38	230800-616	50	474
QS-39	230800-817	50	474
QS-40	230800-121	50	474
QS-41	240670-616	50	475
QS-42	240670-620	50	475
QS-43	250670-616	50	475
QS-44	250670-620	50	475
QS-45	240681	50	474
QS-46	250681	50	474
QS-47	230681	50	474
QS-48	230670-612	50	472
QS-49	230211-340	50	471
QS-50	240210-038	50	471
QS-51	200842	50	480
QS-53	240680-620	50	472
QS-54	230680-645	50	472
QS-55	200851-827	50	470
QS-56	230230-038	50	471
QS-57	240230-038	50	471
QS-58	244110-190	10	467
QS-59	254110-190	10	467
QS-60	244010-217	10	464
QS-62	244010-880	10	464
QS-63	254010-880	10	464
QS-64	244010-185	10	464
QS-65	254010-185	10	464
QS-66	250803-120	50	478
QS-67	230680-140	50	472
QS-69	230803-818	50	478
QS-70	240680-645	50	472
QS-71	240680-660	50	472
QS-72	240680-140	50	472
QS-74	240670-240	50	472
QS-80	240800-616	50	474
QS-81	240800-817	50	474
QS-82	240800-121	50	474
QS-83	230690-616	50	472
QS-84	240690-616	50	472
QS-85	230205-090	50	471
QS-86	240205-090	50	471
QS-87	200841-635	100	470
QS-89	240670-612	50	472
QS-90	240400-505	50	472
QS-91	230400-505	50	472
QS-92	240400-610	50	472
QS-93	240490-506	50	472
QS-94	230490-506	50	472
QS-200	230240-412	50	471
QS-202	230690-510	50	472
QS-203	240690-510	50	472

QS	#		
QS-205	240670-608	50	472
QS-207	244510-290	10	465
QS-208	254510-290	10	465
QS-211	244510-212	10	465
QS-212	254510-212	10	465
QS-213	244260-180	50	468
QS-214	244250-180	50	468
QS-215	240663-224	50	473
QS-216	250663-224	50	473
QS-217	240664-220	50	473
QS-219	240661-235	50	473
QS-221	240662-230	50	473
QS-222	250662-230	50	473
QS-223	240661-230	50	473
QS-224	250661-230	50	473
QS-225	240661-245	50	473
QS-250	250260-008	50	469
QS-251	250260-012	50	469
QS-255	250250-808	50	469
QS-256	250250-812	50	469
QS-258	250250-012	50	469
QS-261	240690-608	50	472
QS-264	230250-608	50	469
QS-265	230250-610	50	469
QS-266	240915-550	50	469
QS-267	240212-438	50	471
QS-268	240212-413	50	471
QS-270	254410-811	10	464
QS-271	244410-811	10	464
QS-272	254410-113	10	464
QS-273	244410-113	10	464
QS-274	254410-215	10	464
QS-275	244410-215	10	464
QS-276	254410-217	10	464
QS-277	244410-217	10	464
QS-281	254410-820	10	464
QS-282	244410-820	10	464
QS-284	254410-226	10	464
QS-285	244410-226	10	464
QS-286	240665-232	50	468
QS-287	240666-816	50	473
QS-288	230491-850	50	470
QS-289	240651-208	50	473
QS-290	250251-010	25	469
QS-503	230210-060	50	471
QS-504	240210-060	50	471
QS-505	254510-210	10	465
QS-507	254010-217	10	464
QS-512	200203	50	478
QS-513	240650-865	50	473
QS-514	230650-865	50	473
QS-515	240650-108	50	473
QS-516	240650-210	50	473
QS-517	230650-108	50	473
QS-518	230650-210	50	473
QS-519	244210-212	25	467
QS-520	244510-180	10	465
QS-521	254510-180	10	465
QS-528	254510-875	10	465
QS-529	244510-875	10	465
QS-530	240670-135	50	472
QS-531	230670-135	50	472
QS-532	230670-130	50	472
QS-533	240670-130	50	472
QS-549	244010-213	10	464
QS-551	230680-240	50	472
QS-555	200841-160	50	470
QS-556	240200-890	50	471
QS-557	244519-290	10	465
QS-558	254519-290	10	465
QS-559	244519-210	10	465
QS-560	244220-285	25	467
QS-561	254220-285	25	467
QS-562	244220-211	25	467
QS-563	254220-211	25	467
QS-570	200843-008	25	470
QS-571	254300-110	50	468
QS-572	244300-110	50	468
QS-573	244300-112	50	468
QS-574	254310-110	50	468
QS-575	244310-110	50	468
QS-576	254310-112	50	468
QS-577	244310-112	50	468
QS-578	244310-870	50	468
QS-579	230805-665	2	469

FIND DET RIGTIGE ANKER TIL DIT PROJEKT

Tjek venligst dine lokale standarder for ankre.





















Denne fortegnelse er ikke forberegnet/testet og er kun vejledende baseret på Q-railings gelændersystemer. Andre ankre/muligheder er ikke ekskluderet. Vores ekstra værktøjer (inkl. Q-pac, anker værktøj og tabeller) hjælper dig til at vælge det korrekte anker til dit projekt. I tvivlstilfælde så kan du kontakte dit salgskontor.

Find alle oplysninger om Q-pac online:















<https://q-ne.ws/QPac23>




















EASY GLASS® SMART / SMART+ / PRIME

Montering	t (mm)	Anker	QS	Type	Brug		Skrue / bolt	QS	Type	Brug			
 MOD 8210 / 8410 MOD 8310	7 / 8,5	Kemisk 	TIL BETON					TIL STÅL					
			QS-276	QVMU-A M12x175	INDOOR	464		QS-224	M12 x 30	INDOOR	473		
			QS-277	QVMU-A M12x175 A4	OUTDOOR	464		+ QS-216	For M12	INDOOR	473		
			QS-207	QVMZ-IG 90 M12 A4	OUTDOOR	465		QS-223	M12 x 30	OUTDOOR	473		
			+ QS-225	M12 x 45	OUTDOOR	473		+ QS-215	For M12	OUTDOOR	473		
			+ QS-215	For M12	OUTDOOR	473		QS-225	M12 x 45	OUTDOOR	473		
				Mekanisk 						TIL TRÆ			
		QS-574	QBSZ SU 10x100		INDOOR	468	QS-258	10 x 120		INDOOR	469		
		QS-575	QBSZ SU 10x100 A4		OUTDOOR	468	QS-290	10 x 100		OUTDOOR	469		
		QS-576	QBSZ SU 10x120		INDOOR	468							
		QS-577	QBSZ SU 10x120 A4		OUTDOOR	468							
		QS-560	QSZ 12/10 A4		OUTDOOR	467							
		QS-561	QSZ-S 12/10		INDOOR	467							
		QS-562	QSZ 12/30 A4		OUTDOOR	467							
		QS-563	QSZ-S 12/30		INDOOR	467							
 MOD 8220 / 8420	15 / 20	Kemisk 	TIL BETON					TIL STÅL					
			QS-276	QVMU-A M12x175	INDOOR	464		QS-225	M12 x 45	OUTDOOR	473		
			QS-277	QVMU-A M12x175 A4	OUTDOOR	464		+ QS-215	For M12	OUTDOOR	473		
			QS-207	QVMZ-IG 90 M12 A4	OUTDOOR	465							
				Mekanisk 						TIL TRÆ			
		+ QS-225	M12 x 45		OUTDOOR	473	QS-258	10 x 120		INDOOR	469		
		+ QS-215	For M12		OUTDOOR	473	QS-290	10 x 100		OUTDOOR	469		
		QS-562	QSZ 12/30 A4		OUTDOOR	467							
		QS-563	QSZ-S 12/30		INDOOR	467							
		QS-576	QBSZ SU 10x120		INDOOR	468							
QS-577	QBSZ SU 10x120 A4	OUTDOOR	468										
 MOD 8230 / 8430 MOD 8330	4 / 5	Kemisk 	TIL BETON					TIL STÅL					
			QS-207	QVMZ-IG 90 M12 A4	OUTDOOR	465		QS-224	M12 x 30	INDOOR	473		
			+ QS-225	M12 x 45	OUTDOOR	473		+ QS-216	For M12	INDOOR	473		
			+ QS-215	For M12	OUTDOOR	473		QS-223	M12 x 30	OUTDOOR	473		
				Mekanisk 						TIL TRÆ			
		QS-571	QBSZ SK 10x100		INDOOR	468	+ QS-215	For M12		OUTDOOR	473		
		+ QS-286	For QBSZ SK 10		INDOOR	468	QS-225	M12 x 45		OUTDOOR	473		
		QS-572	QBSZ SK 10x100 A4		OUTDOOR	468	+ QS-215	For M12		OUTDOOR	473		
		+ QS-286	For QBSZ SK 10		OUTDOOR	468	QS-258	10 x 120		INDOOR	469		
		QS-573	QBSZ SK 10x120 A4		OUTDOOR	468	QS-290	10 x 100		OUTDOOR	469		
		+ QS-286	For QBSZ SK 10		OUTDOOR	468							
		QS-560	QSZ 12/10 A4		OUTDOOR	467							
		QS-561	QSZ-S 12/10		INDOOR	467							
		QS-562	QSZ 12/30 A4		OUTDOOR	467							
		QS-563	QSZ-S 12/30		INDOOR	467							
 MOD 8240 / 8440	5 / 5	Kemisk 	TIL BETON					TIL STÅL					
			QS-276	QVMU-A M12x175	INDOOR	464		QS-224	M12 x 30	INDOOR	473		
			QS-277	QVMU-A M12x175 A4	OUTDOOR	464		+ QS-216	For M12	INDOOR	473		
			QS-207	QVMZ-IG 90 M12 A4	OUTDOOR	465		QS-223	M12 x 30	OUTDOOR	473		
			+ QS-225	M12 x 45	OUTDOOR	473		+ QS-215	For M12	OUTDOOR	473		
			+ QS-215	For M12	OUTDOOR	473		QS-225	M12 x 45	OUTDOOR	473		
				Mekanisk 						TIL TRÆ			
		QS-574	QBSZ SU 10x100		INDOOR	468	QS-258	10 x 120		INDOOR	469		
		QS-575	QBSZ SU 10x100 A4		OUTDOOR	468	QS-290	10 x 100		OUTDOOR	469		
		QS-576	QBSZ SU 10x120		INDOOR	468							
		QS-577	QBSZ SU 10x120 A4		OUTDOOR	468							
		QS-560	QSZ 12/10 A4		OUTDOOR	467							
		QS-561	QSZ-S 12/10		INDOOR	467							













EASY GLASS® SLIM

Montering	t (mm)	Anker	QS	Type	Brug	☰	Skrue / bolt	QS	Type	Brug	☰					
 MOD 8010	12,5		Mekanisk			TIL BETON			TIL STÅL							
			QS-36	Q SZ-SK 12/50	INDOOR	467		QS-531	M10 x 35	INDOOR	472					
			QS-519	Q SZ-SK 12/50 A4	OUTDOOR	467		QS-530	M10 x 35	OUTDOOR	472					
			QS-571	Q BSZ SK 10x100	INDOOR	468		TIL TRÆ								
			QS-572	Q BSZ SK 10x100 A4	OUTDOOR	468			QS-251	10 x 120	INDOOR	469				
QS-573	Q BSZ SK 10x120 A4	OUTDOOR	468	TIL STÅL												
 MOD 8020	10,5		Kemisk			TIL BETON			TIL STÅL							
			QS-276	Q VMU-A M12x175	INDOOR	464		QS-223	M12 x 30	OUTDOOR	473					
			QS-277	Q VMU-A M12x175 A4	OUTDOOR	464		+ QS-215	For M12	OUTDOOR	473					
			QS-207	Q VMZ-IG 90 M12 A4	OUTDOOR	465		QS-225	M12 x 45	OUTDOOR	473					
			+ QS-225	M12 x 45	OUTDOOR	473		+ QS-215	For M12	OUTDOOR	473					
			+ QS-215	For M12	OUTDOOR	473		TIL TRÆ								
			Mekanisk			QS-562			Q SZ 12/30 A4	OUTDOOR	467		QS-258	10 x 120	INDOOR	469
						QS-563			Q SZ-S 12/30	INDOOR	467		QS-290	10 x 100	OUTDOOR	469
						QS-576			Q BSZ SU 10x120	INDOOR	468					
						QS-577			Q BSZ SU 10x120 A4	OUTDOOR	468					
			 MOD 8030	7		Mekanisk			TIL BETON			TIL STÅL				
QS-36	Q SZ-SK 12/50	INDOOR				467		QS-74	M12 x 40	OUTDOOR	472					
QS-519	Q SZ-SK 12/50 A4	OUTDOOR				467		TIL TRÆ								
QS-571	Q BSZ SK 10x100	INDOOR				468			QS-250	10 x 80	INDOOR	469				
QS-572	Q BSZ SK 10x100 A4	OUTDOOR				468			QS-251	10 x 120	INDOOR	469				
QS-573	Q BSZ SK 10x120 A4	OUTDOOR	468													









EASY GLASS® PRO

Montering	t (mm)	Anker	QS	Type	Brug	☰	Skrue / bolt	QS	Type	Brug	☰						
 MOD 8110	7,5		Kemisk			TIL BETON			TIL STÅL								
			QS-558	Q VMZ-IG 90 M12	INDOOR	465		QS-222	M12 x 30	INDOOR	473						
			QS-557	Q VMZ-IG 90 M12 A4	OUTDOOR	465		+ QS-217	For M12	INDOOR	473						
			Mekanisk			QS-574			Q BSZ SU 10x100	INDOOR	468		QS-221	M12 x 30	OUTDOOR	473	
						QS-575			Q BSZ SU 10x100 A4	OUTDOOR	468		+ QS-217	For M12	OUTDOOR	473	
						QS-576			Q BSZ SU 10x120	INDOOR	468		TIL TRÆ				
						QS-577			Q BSZ SU 10x120 A4	OUTDOOR	468			QS-258	10 x 120	INDOOR	469
						QS-560			Q SZ 12/10 A4	OUTDOOR	467			QS-290	10 x 100	OUTDOOR	469
			QS-561			Q SZ-S 12/10	INDOOR	467									
 MOD 8120	12		Kemisk			TIL BETON			TIL STÅL								
			QS-276	Q VMU-A M12x175	INDOOR	464		QS-219	M12 x 35	OUTDOOR	473						
			QS-277	Q VMU-A M12x175 A4	OUTDOOR	464		+ QS-215	For M12	OUTDOOR	473						
			QS-207	Q VMZ-IG 90 M12 A4	OUTDOOR	465		QS-225	M12 x 45	OUTDOOR	473						
			+ QS-225	M12 x 45	OUTDOOR	473		+ QS-215	For M12	OUTDOOR	473						
			+ QS-215	For M12	OUTDOOR	473		TIL TRÆ									
			Mekanisk			QS-562			Q SZ 12/30 A4	OUTDOOR	467		QS-258	10 x 120	INDOOR	469	
						QS-563			Q SZ-S 12/30	INDOOR	467		QS-290	10 x 100	OUTDOOR	469	
						QS-576			Q BSZ SU 10x120	INDOOR	468						
						QS-577			Q BSZ SU 10x120 A4	OUTDOOR	468						
			 MOD 8130 / 8150	5,5 / 5,5		Kemisk			TIL BETON			TIL STÅL					
QS-558	Q VMZ-IG 90 M12	INDOOR				465		QS-222	M12 x 30	INDOOR	473						
QS-557	Q VMZ-IG 90 M12 A4	OUTDOOR				465		+ QS-217	For M12	INDOOR	473						
Mekanisk						QS-560			Q SZ 12/10 A4	OUTDOOR	467		QS-221	M12 x 30	OUTDOOR	473	
						QS-561			Q SZ-S 12/10	INDOOR	467		+ QS-217	For M12	OUTDOOR	473	
										TIL TRÆ							
										QS-258	10 x 120	INDOOR	469				
									QS-290	10 x 100	OUTDOOR	469					
 MOD 8140	4,5		Kemisk			TIL BETON			TIL STÅL								
			QS-558	Q VMZ-IG 90 M12	INDOOR	465		QS-222	M12 x 30	INDOOR	473						
			QS-557	Q VMZ-IG 90 M12 A4	OUTDOOR	465		+ QS-217	For M12	INDOOR	473						
			Mekanisk			QS-574			Q BSZ SU 10x100	INDOOR	468		QS-551	M12 x 40	INDOOR	472	
						QS-575			Q BSZ SU 10x100 A4	OUTDOOR	468		+ QS-217	For M12	INDOOR	473	
						QS-576			Q BSZ SU 10x120	INDOOR	468		QS-221	M12 x 30	OUTDOOR	473	
						QS-577			Q BSZ SU 10x120 A4	OUTDOOR	468		+ QS-217	For M12	OUTDOOR	473	
						QS-560			Q SZ 12/10 A4	OUTDOOR	467		TIL TRÆ				
						QS-561			Q SZ-S 12/10	INDOOR	467			QS-258	10 x 120	INDOOR	469
												QS-290		10 x 100	OUTDOOR	469	











EASY GLASS® MAX / STRONG

Montering	t (mm)	Anker	QS	Type	Brug	Skruer / bolt	QS	Type	Brug	
Top  NEW MOD 8510 MOD 8610	9,5		TIL BETON				TIL STÅL			
			QS-208	Q VMZ-IG 90 M12	INDOOR		465	QS-224	M12 x 30	INDOOR
			+ QS-224	M12 x 30	INDOOR	473	+ QS-216	For M12	INDOOR	473
			+ QS-216	For M12	INDOOR	473	QS-223	M12 x 30	OUTDOOR	473
			QS-207	Q VMZ-IG 90 M12 A4	OUTDOOR	465	+ QS-215	For M12	OUTDOOR	473
			+ QS-219	M12 x 35	OUTDOOR	473	QS-225	M12 x 45	OUTDOOR	473
			+ QS-215	For M12	OUTDOOR	473	+ QS-215	For M12	OUTDOOR	473
Top F  MOD 8520	9,5		TIL BETON				TIL STÅL			
			QS-276	Q VMU-A M12x175	INDOOR		464	QS-225	M12 x 45	OUTDOOR
			QS-277	Q VMU-A M12x175 A4	OUTDOOR	464	+ QS-215	For M12	OUTDOOR	473
			QS-207	Q VMZ-IG 90 M12 A4	OUTDOOR	465				
			+ QS-225	M12 x 45	OUTDOOR	473				
			+ QS-215	For M12	OUTDOOR	473				
Side  NEW MOD 8530 MOD 8630	26,5		TIL BETON				TIL STÅL			
			QS-208	Q VMZ-IG 90 M12	INDOOR		465	QS-224	M12 x 30	INDOOR
			+ QS-224	M12 x 30	INDOOR	473	+ QS-216	For M12	INDOOR	473
			+ QS-216	For M12	INDOOR	473	QS-223	M12 x 30	OUTDOOR	473
			QS-207	Q VMZ-IG 90 M12 A4	OUTDOOR	465	+ QS-215	For M12	OUTDOOR	473
			+ QS-219	M12 x 35	OUTDOOR	473	QS-225	M12 x 45	OUTDOOR	473
			+ QS-215	For M12	OUTDOOR	473	+ QS-215	For M12	OUTDOOR	473
Side Y  MOD 8540	8		TIL BETON				TIL STÅL			
			QS-276	Q VMU-A M12x175	INDOOR		464	QS-224	M12 x 30	INDOOR
			QS-277	Q VMU-A M12x175 A4	OUTDOOR	464	+ QS-216	For M12	INDOOR	473
			QS-207	Q VMZ-IG 90 M12 A4	OUTDOOR	465	QS-219	M12 x 35	OUTDOOR	473
			+ QS-219	M12 x 35	OUTDOOR	473	+ QS-215	For M12	OUTDOOR	473
			+ QS-215	For M12	OUTDOOR	473	QS-225	M12 x 45	OUTDOOR	473
							+ QS-215	For M12	OUTDOOR	473



EASY GLASS® UP

Montering	t (mm)	Anker	QS	Type	Brug	Skruer / bolt	QS	Type	Brug	
Top  MOD 6610	5,5		TIL BETON				TIL STÅL			
			QS-558	Q VMZ-IG 90 M12	INDOOR		465	QS-221	M12 x 30	OUTDOOR
			QS-557	Q VMZ-IG 90 M12 A4	OUTDOOR	465	+ QS-217	For M12	OUTDOOR	473
			QS-560	Q SZ 12/10 A4	OUTDOOR	467				
			QS-561	Q SZ-S 12/10	INDOOR	467				
Side  MOD 6620	4,5		TIL BETON				TIL STÅL			
			QS-558	Q VMZ-IG 90 M12	INDOOR		465	QS-221	M12 x 30	OUTDOOR
			QS-557	Q VMZ-IG 90 M12 A4	OUTDOOR	465	+ QS-217	For M12	OUTDOOR	473
			QS-560	Q SZ 12/10 A4	OUTDOOR	467				
			QS-561	Q SZ-S 12/10	INDOOR	467				














EASY GLASS® GULV GLASKLEMMER

Montering	t (mm)	Anker	QS	Type	Brug	Skruer / bolt	QS	Type	Brug	
MOD 6000 	12		TIL BETON				TIL STÅL			
			QS-276	Q VMU-A M12x175	INDOOR		464	QS-551	M12 x 40	INDOOR
			QS-277	Q VMU-A M12x175 A4	OUTDOOR	464	+ QS-217	For M12	INDOOR	473
			QS-507	Q VMU-A M12x175	INDOOR	464	QS-221	M12 x 30	OUTDOOR	473
			QS-60	Q VMU-A M12x175 A4	OUTDOOR	464	+ QS-217	For M12	OUTDOOR	473
MOD 6400 	11,5		TIL BETON				TIL STÅL			
			QS-507	Q VMU-A M12x175	INDOOR		464	QS-551	M12 x 40	INDOOR
			QS-60	Q VMU-A M12x175 A4	OUTDOOR	464	+ QS-217	For M12	INDOOR	473
			QS-276	Q VMU-A M12x175	INDOOR	464	QS-221	M12 x 30	OUTDOOR	473
			QS-277	Q VMU-A M12x175 A4	OUTDOOR	464	+ QS-217	For M12	OUTDOOR	473
			QS-559	Q VMZ-IG 105 M12 A4	OUTDOOR	465	QS-225	M12 x 45	OUTDOOR	473
							+ QS-215	For M12	OUTDOOR	473
MOD 6100 / 6200 	8 / 8		TIL BETON				TIL TRÆ			
			QS-207	Q VMZ-IG 90 M12 A4	OUTDOOR		465	QS-250	10 x 80	INDOOR
			+ QS-74	M12 x 40	OUTDOOR	472	QS-251	10 x 120	INDOOR	469
			QS-36	Q SZ-SK 12/50	INDOOR	467				
			QS-519	Q SZ-SK 12/50 A4	OUTDOOR	467				






EASY GLASS® AIR

Montering	t (mm)	Anker	QS	Type	Brug	☒	Skrue / bolt	QS	Type	Brug	☒	
 MOD 6500	10	Kemisk	TIL BETON						TIL STÅL			
			QS-558	Q VMZ-IG 90 M12	INDOOR	465			QS-222	M12 x 30	INDOOR	473
		+ QS-557	Q VMZ-IG 90 M12 A4	OUTDOOR	465	+ QS-217			For M12	INDOOR	473	
						QS-221			M12 x 30	OUTDOOR	473	
							+ QS-217	For M12	OUTDOOR	473		






EASY GLASS® GLASADAPTERE

Montering	t (mm)	Anker	QS	Type	Brug	☒	Skrue / bolt	QS	Type	Brug	☒	
 MOD 0749	5,5	Kemisk	TIL BETON						TIL STÅL			
			QS-521	Q VMZ-IG 80 M10	INDOOR	465			QS-533	M10 x 30	OUTDOOR	472
		+ QS-532	M10 x 30mm	INDOOR	472	QS-532			M10 x 30	INDOOR	472	
						QS-531			M10 x 35	INDOOR	472	
							+ QS-533	M10 x 30mm	OUTDOOR	472		
								TIL TRÆ				
								QS-251	10 x 120	INDOOR	469	
 MOD 0760	11	Kemisk	TIL BETON						TIL STÅL			
			QS-507	Q VMZ-A 125 M12-25/170	INDOOR	464			QS-551	M12 x 40	INDOOR	472
		QS-276	Q VMU-A M12x175	INDOOR	464	+ QS-217			For M12	INDOOR	473	
		Mekanisk										
			QS-35	Q BZ 8 10-21/75	INDOOR	467						
			QS-563	Q SZ-S 12/30	INDOOR	467						
 MOD 0762	7,5	Kemisk	TIL BETON						TIL STÅL			
			QS-63	VMZ-A 50 M8-15/80	INDOOR	464			QS-29	M8 x 35	INDOOR	472
		QS-62	Q VMZ-A 50 M8-15/80 A4	OUTDOOR	464	+ QS-287			For M8	INDOOR	473	
						QS-30			M8 x 35	OUTDOOR	472	
							+ QS-287	For M8	OUTDOOR	473		
		Mekanisk										
			QS-34	Q BZ 8 10-21/75 A4	OUTDOOR	467						
			QS-35	Q BZ 8 10-21/75	INDOOR	467						
 MOD 0766	19,5	Kemisk	TIL BETON						TIL STÅL			
			QS-528	Q VMZ-IG 75 M8	INDOOR	465			QS-29	M8 x 35	INDOOR	472
		+ QS-29	M8 x 35mm	INDOOR	472	+ QS-287			For M8	INDOOR	473	
		Mekanisk										
			QS-34	Q BZ 8 10-21/75 A4	OUTDOOR	467						
			QS-35	Q BZ 8 10-21/75	INDOOR	467						
 MOD 4762	11	Kemisk	TIL BETON						TIL STÅL			
			QS-272	Q VMU-A M10x130	INDOOR	464			QS-67	M10 x 40	INDOOR	472
		QS-273	Q VMU-A M10x130 A4	OUTDOOR	464	QS-72			M10 x 45	OUTDOOR	472	
		Mekanisk										
			QS-34	Q BZ 8 10-21/75 A4	OUTDOOR	467						
			QS-35	Q BZ 8 10-21/75	INDOOR	467						
 MOD 0763	9	Kemisk	TIL BETON						TIL STÅL			
			QS-276	Q VMU-A M12x175	INDOOR	464			QS-551	M12 x 40	INDOOR	472
		QS-277	Q VMU-A M12x175 A4	OUTDOOR	464	+ QS-217			For M12	INDOOR	473	
		Mekanisk										
			QS-560	Q SZ 12/10 A4	OUTDOOR	467						
			QS-561	Q SZ-S 12/10	INDOOR	467						
			QS-34	Q BZ 8 10-21/75 A4	OUTDOOR	467						
			QS-35	Q BZ 8 10-21/75	INDOOR	467						
	Valgfri											









EASY GLASS® FRANSKE BALKONER - EASY GLASS® VIEW

Montering	t (mm)	Anker	QS	Type	Brug	Skrue / bolt	QS	Type	Brug		
 MOD 6839 / 6830 MOD 6849	4,5	 Kemisk	TIL BETON		OUTDOOR		TIL STÅL				
			QS-529	Q VMZ-IG 75 M8			465	QS-27	M8 x 20	OUTDOOR	472
			+ QS-27	M8 x 20			472	QS-30	M8 x 35	OUTDOOR	472
					+ QS-287	For M8	473				
		 Øvrige	TIL BETON		OUTDOOR		TIL TRÆ				
			QS-266	5,5 x 50			469	QS-264	6 x 80	OUTDOOR	469
			QS-579	M16 x 65	469						

EASY GLASS® FRANSKE BALKONER - MOD 6507-6508

















Montering	t (mm)	Anker	QS	Type	Brug	Skrue / bolt	QS	Type	Brug	
 MOD 6507 / 6508	4	 Kemisk	TIL BETON		OUTDOOR		TIL STÅL			
			QS-64	Q VMZ-A 60 M10-10/85 A4			464	QS-72	M10 x 45	OUTDOOR
				QS-273	Q VMU-A M10x130 A4	464				
		 Mekanisk	TIL BETON		OUTDOOR					
QS-58	Q BZ 10 10-30/90 A4		467							

EASY GLASS® FRANSKE BALKONER MED GLASADAPTERE









Montering	t (mm)	Anker	QS	Type	Brug	Skrue / bolt	QS	Type	Brug		
 MOD 0749	5,5	 Kemisk	TIL BETON		OUTDOOR		TIL STÅL				
			QS-520	Q VMZ-IG 80 M10 A4			465	QS-533	M10 x 30	OUTDOOR	472
			+ QS-533	M10 x 30mm			472	QS-530	M10 x 35	OUTDOOR	472
 MOD 0763	9	 Kemisk	TIL BETON		OUTDOOR		TIL STÅL				
			QS-277	Q VMU-A M12x175 A4			464	QS-221	M12 x 30	OUTDOOR	473
				QS-60	Q VMU-A M12x175 A4	464	+ QS-217	For M12	OUTDOOR	473	
		 Mekanisk	TIL BETON		OUTDOOR						
			QS-560	Q SZ 12/10 A4			467				
		QS-34*	Q BZ 8 10-21/75 A4	467							

*Valgfri





BRYSTVÆRN

Montering	t (mm)	Anker	QS	Type	Brug	Skrue / bolt	QS	Type	Brug
 MOD 4828	7	 Kemisk	TIL BETON		OUTDOOR		TIL STÅL		
			QS-529	Q VMZ-IG 75 M8			465	QS-20	M8 x 25
				 Øvrige	TIL BETON		OUTDOOR		
		QS-579	M16 x 65		469				
 MOD 0842 MOD 0843	14,5	 Kemisk	TIL BETON		OUTDOOR		TIL STÅL		
			QS-529	Q VMZ-IG 75 M8			465	QS-22	M8 x 40
				 Øvrige	TIL BETON		OUTDOOR		
		QS-579	M16 x 65		469				
 MOD 6517	4	 Kemisk	TIL BETON		OUTDOOR		TIL STÅL		
			QS-529	Q VMZ-IG 75 M8			465	QS-27	M8 x 20
				 Øvrige	TIL BETON		OUTDOOR		
		QS-579	M16 x 65		469				
 MOD 6518	4	 Kemisk	TIL BETON		OUTDOOR		TIL STÅL		
			QS-529	Q VMZ-IG 75 M8			465	QS-27	M8 x 20
				 Øvrige	TIL BETON		OUTDOOR		
		QS-579	M16 x 65		469				






EASY ALU

Montering	t (mm)	Anker	QS	Type	Brug		Skrue / bolt	QS	Type	Brug		
Top		Kemisk	TIL BETON					TIL TRÆ				
 MOD 9026	26		QS-284	Q VMU-A M12 x 265	INDOOR	464		QS-255	8 x 80	INDOOR	469	
			QS-285	Q VMU-A M12 x 265	OUTDOOR	464						
Side		Kemisk	TIL BETON					TIL TRÆ				
 MOD 9028-120-00	8		QS-276	Q VMU-A M12x175	INDOOR	464		QS-255	8 x 80	INDOOR	469	
			QS-277	Q VMU-A M12x175 A4	OUTDOOR	464						
 MOD 9028-120-90	20		Mekanisk									
			QS-574	Q BSZ SU 10x100	INDOOR	468						
			QS-575	Q BSZ SU 10x100 A4	OUTDOOR	468						
			QS-576	Q BSZ SU 10x120	INDOOR	468						
			QS-577	Q BSZ SU 10x120 A4	OUTDOOR	468						







































SQUARE LINE® 40x40

For	t (mm)	Anker	QS	Type	Brug	
Top		Kemisk	TIL BETON			
 MOD 4921 / 4972	8		QS-65	Q VMZ-A 60 M10-10/85	INDOOR	464
			QS-64	Q VMZ-A 60 M10-10/85 A4	OUTDOOR	464
 MOD 4942 / 4940			Mekanisk			
			QS-59	Q BZ 10 10-30/90	INDOOR	467
			QS-58	Q BZ 10 10-30/90 A4	OUTDOOR	467

SQUARE LINE® 60x30

For	t (mm)	Anker	QS	Type	Brug	
Top		Kemisk	TIL BETON			
 MOD 4901 / 3503	11		QS-559	Q VMZ-IG 105 M12 A4	OUTDOOR	465
			Mekanisk			
			QS-577	Q BSZ SU 10x120 A4	OUTDOOR	468
Side		Kemisk	TIL BETON			
 MOD 4558	11		QS-63	Q VMZ-A 50 M8-15/80	INDOOR	464
			QS-62	Q VMZ-A 50 M8-15/80 A4	OUTDOOR	464

Q-LINE

Montering	t (mm)	Anker	QS	Type	Brug	Skrue / bolt	QS	Type	Brug	
NEW MOD 3504	10	Kemisk		TIL BETON						
			QS-273	Q VMU-A M10 x 130	OUTDOOR		464			
		Mekanisk								
			QS-58	Q BZ 10 10-30/90	OUTDOOR		467			
			QS-578	Q BSZ SU 8 x 70 A4	OUTDOOR	468				
NEW MOD 0948 MOD 0949	12	Kemisk		TIL BETON						
		Mekanisk								
			QS-223	M12 x 30	OUTDOOR	473				
			+ QS-217	For M12	OUTDOOR	473				
			QS-219	M12 x 35	OUTDOOR	473				
			+ QS-217	For M12	OUTDOOR	473				
			QS-225	M12 x 40	OUTDOOR	473				
			+ QS-217	For M12	OUTDOOR	473				
MOD 0921 / 9921	8	Kemisk		TIL BETON						
			QS-65	Q VMZ-A 60 M10-10/85	INDOOR	464				
			QS-64	Q VMZ-A 60 M10-10/85 A4	OUTDOOR	464				
		Mekanisk								
			QS-59	Q BZ 10 10-30/90	INDOOR	467				
			QS-58	Q BZ 10 10-30/90 A4	OUTDOOR	467				
MOD 0962 / 0940	8	Kemisk		TIL BETON						
		Mekanisk								
			QS-63	VMZ-A 50 M8-15/80	INDOOR	464				
			QS-62	Q VMZ-A 50 M8-15/80 A4	OUTDOOR	464				
			QS-35	Q BZ 8 10-21/75	INDOOR	467				
			QS-34	Q BZ 8 10-21/75 A4	OUTDOOR	467				
MOD 0912 / 3502	8	Kemisk		TIL BETON						
		Mekanisk								
			QS-272	Q VMU-A M10 x 130	INDOOR	464				
			QS-273	Q VMU-A M10 x 130	OUTDOOR	464				
MOD 0916 / 0917 / 3505	13,5	Kemisk		TIL BETON						
		Mekanisk								
			QS-275	Q VMU-A M12 x 155	OUTDOOR	464				
			QS-560	Q SZ 12/10 A4	OUTDOOR	467				
			QS-562	Q SZ 12/30 A4	OUTDOOR	467				
NEW MOD 3508	10	Kemisk		TIL BETON						
			QS-275	Q VMU-A M12 x 155	OUTDOOR		464			
		Mekanisk								
			QS-560	Q SZ 12/10 A4	OUTDOOR		467			
			QS-562	Q SZ 12/30 A4	OUTDOOR	467				
MOD 0557	11	Kemisk		TIL BETON						
		Mekanisk								
			QS-33	Q VMZ-A 75 M12-25/120	INDOOR	464				
			QS-32	Q VMZ-A 75 M12-25/120 A4	OUTDOOR	464				
MOD 0555 0551 / 0552	11	Kemisk		TIL BETON						
		Mekanisk								
MOD 0558	10,5	Kemisk		TIL BETON						
		Mekanisk								
			QS-33	Q VMZ-A 75 M12-25/120	INDOOR	464				
			QS-275	Q VMU-A M12x155	OUTDOOR	464				
MOD 0556	20	Kemisk		TIL BETON						
			QS-505	Q VMZ-IG 105 M12	INDOOR		465			
			+ QS-551	M12 x 40	INDOOR		472			
			+ QS-217	Für M12	INDOOR		473			
			QS-551	M12 x 40	INDOOR	472				
			+ QS-217	Für M12	INDOOR	473				



MOD 4410

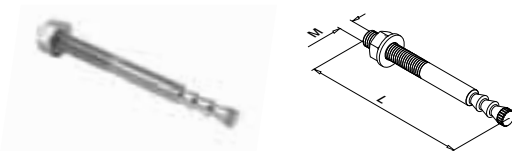
For-zinket stål

INDOOR	QS	Type	d		L	
254410-811	QS-270	QVMU-A M8x110	M8	Ø 10	110	10
254410-820	QS-281	QVMU-A M8x205	M8	Ø 10	205	10
254410-113	QS-272	QVMU-A M10x130	M10	Ø 12	130	10
254410-215	QS-274	QVMU-A M12x155	M12	Ø 14	155	10
254410-217	QS-276	QVMU-A M12x175	M12	Ø 14	175	10
254410-226	QS-284	QVMU-A M12x265	M12	Ø 14	265	10

316

OUTDOOR

244410-811	QS-271	QVMU-A M8x110	M8	Ø 10	110	10
244410-820	QS-282	QVMU-A M8x205	M8	Ø 10	205	10
244410-113	QS-273	QVMU-A M10x130	M10	Ø 12	130	10
244410-215	QS-275	QVMU-A M12x155	M12	Ø 14	155	10
244410-217	QS-277	QVMU-A M12x175	M12	Ø 14	175	10
244410-226	QS-285	QVMU-A M12x265	M12	Ø 14	265	10



MOD 4010

For-zinket stål

SELL
OUT

INDOOR	QS	Type		L	
254010-880	QS-63	QVMZ-A 50 M8-15/80	Ø 10	80	10
254010-185	QS-65	QVMZ-A 60 M10-10/85	Ø 12	85	10
254010-212	QS-33	QVMZ-A 75 M12-25/120	Ø 14	120	10
254010-217	QS-507	QVMZ-A 125 M12-25/170	Ø 14	170	10

316

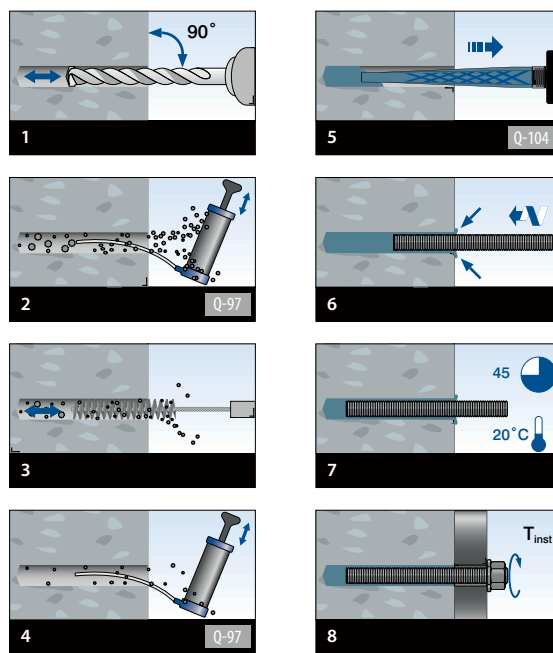
OUTDOOR

244010-880	QS-62	QVMZ-A 50 M8-15/80 A4	Ø 10	80	10
244010-185	QS-64	QVMZ-A 60 M10-10/85 A4	Ø 12	85	10
244010-212	QS-32	QVMZ-A 75 M12-25/120 A4	Ø 14	120	10
244010-213	QS-549	QVMZ-A75 M12-40/135 A4	Ø 14	135	10
244010-217	QS-60	QVMZ-A 125 M12-25/170 A4	Ø 14	170	10



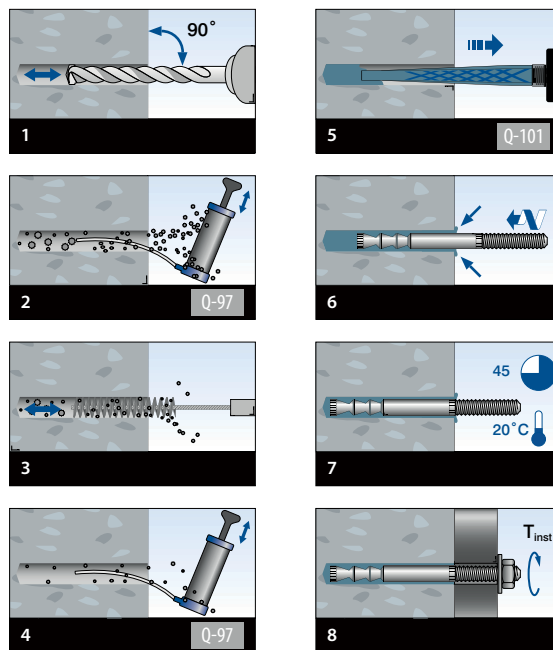
Q-INFO MOD 4410

Samlevejledning Q-anchor VMU-A



Q-INFO MOD 4010

Samlevejledning Q-anchor VMZ-A



SELL
OUT

Kun så længe lager haves.

Kemiske betonankre



MOD 4510

For-zinket stål

INDOOR	QS	Type	d		L	
254510-875	QS-528	QVMZ-IG 75 M8	M8	Ø 12	78	10
254510-180	QS-521	QVMZ-IG 80 M10	M10	Ø 14	84	10
254510-290	QS-208	QVMZ-IG 90 M12	M12	Ø 18	94	10
254510-210	QS-505	QVMZ-IG 105 M12	M12	Ø 18	109	10
254510-212	QS-212	QVMZ-IG 125 M12	M12	Ø 18	130	10

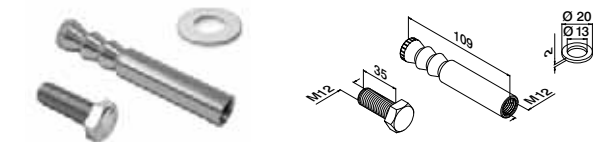
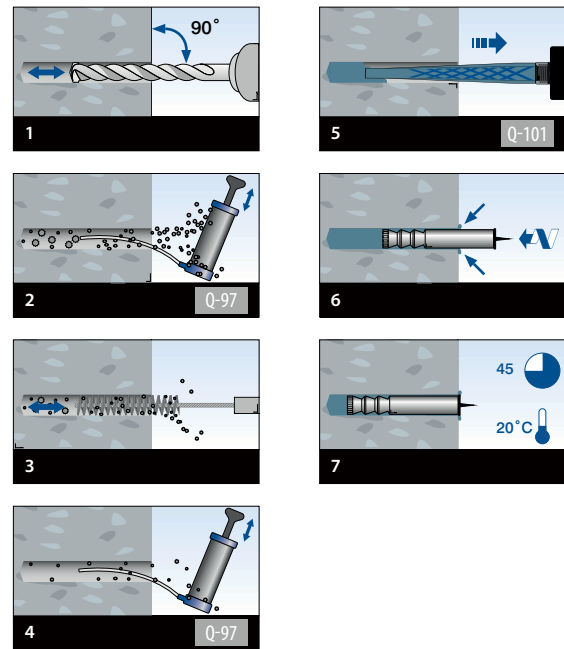
316

OUTDOOR

244510-875	QS-529	QVMZ-IG 75 M8	M8	Ø 12	78	10
244510-180	QS-520	QVMZ-IG 80 M10 A4	M10	Ø 14	84	10
244510-290	QS-207	QVMZ-IG 90 M12 A4	M12	Ø 18	94	10
244510-212	QS-211	QVMZ-IG 125 M12 A4	M12	Ø 18	130	10

Q-INFO MOD 4510

Samlevejledning Q-anchor VMZ-IG

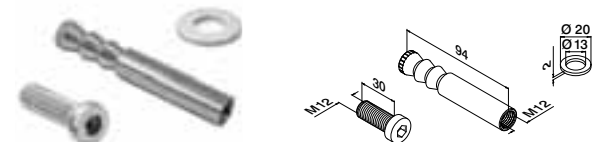


MOD 4519

316

OUTDOOR

244519-210	QS-559	QVMZ-IG 105 M12 A4	Ø 18	10
------------	--------	--------------------	------	----



MOD 4519

For-zinket stål

INDOOR	QS	Type		
254519-290	QS-558	QVMZ-IG 90 M12	Ø 18	10

316

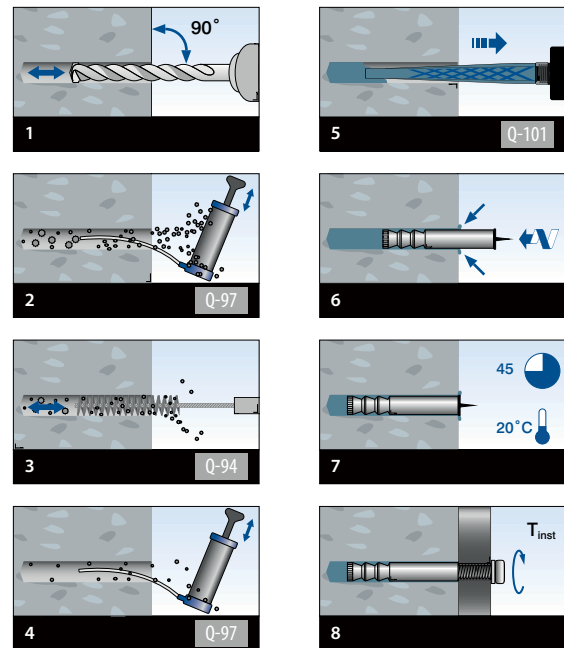
OUTDOOR

244519-290	QS-557	QVMZ-IG 90 M12 A4	Ø 18	10
------------	--------	-------------------	------	----



Q-INFO MOD 4519

Samlevejledning Q-anchor VMZ-IG



Tilbehør til kemiske ankere



Injektions mørtel

MOD 4089 / 4090

Tilbehør

	Q	e		
204089-28	Q-104	280 ml	Q-VMU-A	1
NEW 204089-30	Q-104	300 ml	Q-VMU-A	1
204090-28	Q-101	280 ml	Q-VMZ	1
NEW 204090-30	Q-101	300 ml	Q-VMZ	1



Mixer til injektionsmørtel

MOD 4091

Tilbehør

	Q	
204091	Q-103	1



Udvidelse til mixer, 200 mm, til injektions mørtel VMZ 280/300

MOD 4096

Tilbehør

	Q	
204096	Q-88	1



Fuge pistol til injektionsmørtel

MOD 4095

Tilbehør

	Q	
204095	Q-102	1



Luftpumpe til rengøring af borehul

MOD 4092

Tilbehør

	Q	
204092	Q-97	1



Rense børste rengøring af borehul

MOD 4093

Tilbehør

	Q		
204093-010	Q-91	Ø 10	1
204093-012	Q-92	Ø 12	1
204093-014	Q-93	Ø 14	1
204093-018	Q-94	Ø 18	1
204093-020	Q-95	Ø 20	1



Udvidelse til rengørings børste, 150 mm, med M6 gevind

MOD 4094

Tilbehør

	Q	
204094	Q-89	1

Q-INFO | MOD 4089 / 4090

Antal borehulsfyldninger pr. patron med injektionsmørtel

VMZ-A	QS-32	QS-33	QS-60	QS-62	QS-63	QS-64	QS-65	QS-507	QS-549	Q-101 / Q-104 280 ml 204090-28 204089-28
Q-101 (280 ml)	34	34	24	58	58	39	39	24	34	
Q-101 (300 ml)	36	36	25	62	62	41	41	25	36	

VMZ-IG	QS-207	QS-208	QS-211	QS-212	QS-505	QS-520	QS-521	QS-528	QS-557	QS-558	QS-559	Q-101 / Q-104 300 ml 204090-30 204089-30
Q-101 (280 ml)	21	21	16	16	19	27	27	34	21	21	19	
Q-101 (300 ml)	22	22	17	17	20	29	29	36	22	22	20	

VMU-A	QS-270	QS-271	QS-281	QS-282	QS-272	QS-273	QS-274	QS-275	QS-276	QS-277	QS-284	QS-285
Q-104 (280 ml)	46	46	40	40	32	32	22	22	22	22	19	19
Q-104 (300 ml)	50	50	42	42	34	34	23	23	23	23	20	20



Mekaniske betonankre



MOD 4110

For-zinket stål

INDOOR	QS	Type	d		L	
254110-875	QS-35	Q BZ 8 10-21/75	M8	Ø 8	75	10
254110-190	QS-59	Q BZ 10 10-30/90	M10	Ø 10	90	10

316

OUTDOOR

244110-875	QS-34	Q BZ 8 10-21/75 A4	M8	Ø 8	75	10
244110-190	QS-58	Q BZ 10 10-30/90 A4	M10	Ø 10	90	10



MOD 4210

For-zinket stål

INDOOR	QS	Type	Ø		L	
254210-212	QS-36	Q SZ-SK 12/50	12	Ø 12	120	25

316

OUTDOOR

244210-212	QS-519	Q SZ-SK 12/50 A4	12	Ø 12	120	25
------------	--------	------------------	----	------	-----	----



MOD 4220

For-zinket stål

INDOOR	QS	Type	Ø		L	
254220-285	QS-561	Q SZ-S 12/10	12	Ø 12	85	25
254220-211	QS-563	Q SZ-S 12/30	12	Ø 12	105	25

316

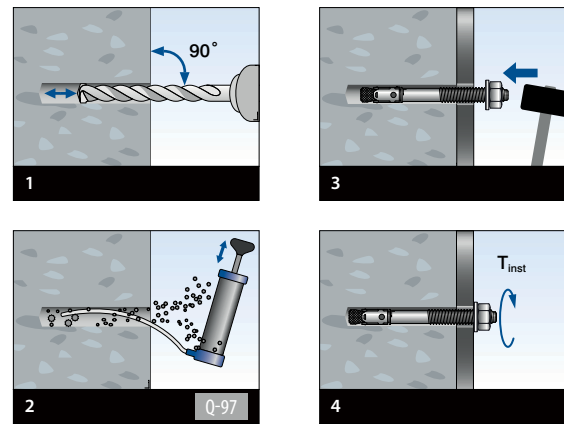
OUTDOOR

244220-285	QS-560	Q SZ-S 12/10 A4	12	Ø 12	85	25
244220-211	QS-562	Q SZ-S 12/30 A4	12	Ø 12	105	25



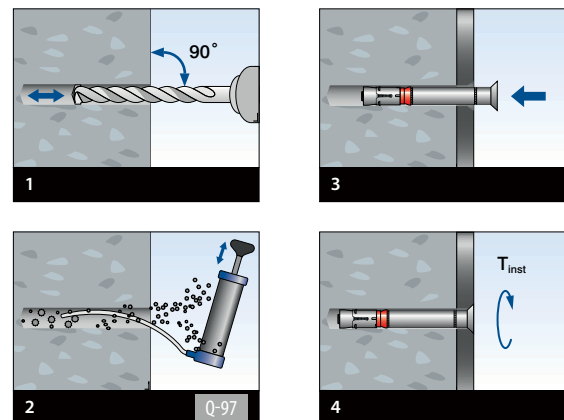
Q-INFO MOD 4110

Samlevejledning Q-anchor BZ Plus 8 & BZ Plus 10



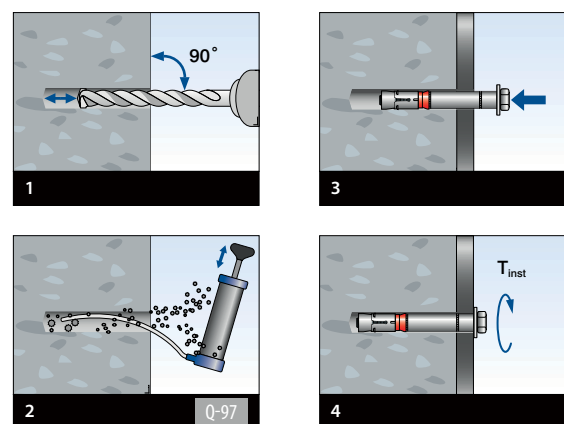
Q-INFO MOD 4210

Samlevejledning Q-anchor SZ-SK 12/50



Q-INFO MOD 4220

Samlevejledning Q-anchor SZ-S 12/10-30



Betonskruer



MOD 4310

For-zinket stål

INDOOR	QS	Type	Ø	L	50
254310-110	QS-574	Q BSZ SU 10x100	10	100	50
254310-112	QS-576	Q BSZ SU 10x120	10	120	50

316

OUTDOOR

244310-110	QS-575	Q BSZ SU 10x100 A4	10	100	50
244310-112	QS-577	Q BSZ SU 10x120 A4	10	120	50
NEW 244310-870	QS-578	Q-BSZ SU 8x70 A4	8	70	50



MOD 4300

For-zinket stål

INDOOR	QS	Type	Q	Ø	L	50
254300-110	QS-571	Q BSZ SK 10x100	114	10	100	50

316

OUTDOOR

244300-110	QS-572	Q BSZ SK 10x100 A4	114	10	100	50
244300-112	QS-573	Q BSZ SK 10x120 A4	114	10	120	50



MOD 0665

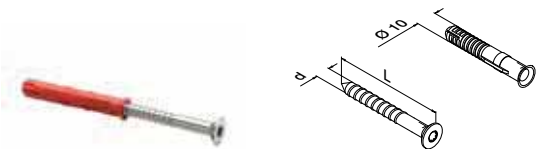
316

OUTDOOR

QS	Til d	50	
240665-232	QS-286	M12	25

SKRUER

TILBEHØR



MOD 4250

316

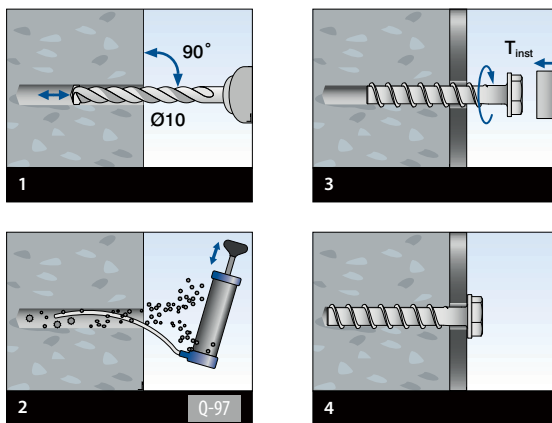
OUTDOOR

QS	d	L	50	
244250-180	QS-214	7	80	50



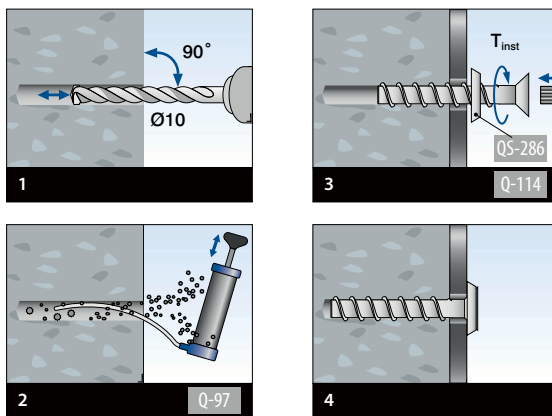
Q-INFO MOD 4310

Samlevejledning Q-anchor Q BSZ SU 10x100 + 10x120 (A4)



Q-INFO MOD 4300

Samlevejledning Q-anchor Q BSZ SK 10x100 + 10x120 (A4)



MOD 4260

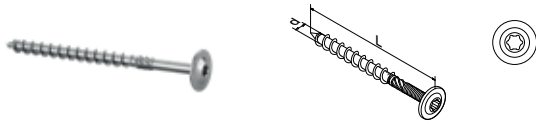
316

OUTDOOR

QS	d	L	50	
244260-180	QS-213	7	80	50



Skruer



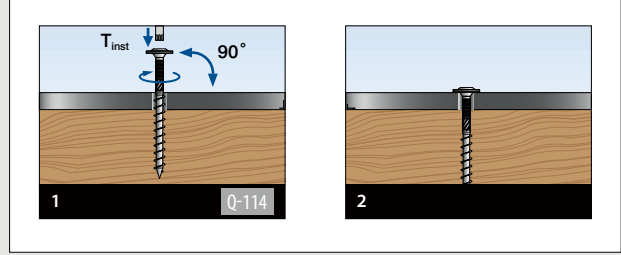
MOD 0250

For-zinket stål					
INDOOR	QS	Q	d	L	
250250-808	QS-255	Q-113	8	80	50
250250-812	QS-256	Q-113	8	120	50
250250-012	QS-258	Q-114	10	120	50

304					
INDOOR					
230250-608	QS-264	Q-115	6	80	50
230250-610	QS-265	Q-115	6	100	50



Q-INFO MOD 0250

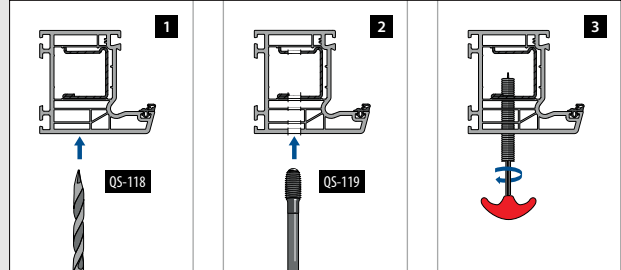


MOD 0805

316					
OUTDOOR	QS	Q	d	Ø	L
230805-665	QS-579	Q-8	M8	M16	65



Q-INFO MOD 0805



MOD 0260

For-zinket stål					
INDOOR	QS	Q	d	L	
250260-008	QS-250	Q-113	10	80	50
250260-012	QS-251	Q-113	10	120	50



MOD 0251

For-zinket stål C4					
OUTDOOR	QS	d	L		
250251-010	QS-290	10	100	25	



MOD 0915

316		
OUTDOOR	QS	
240915-550	QS-266	50

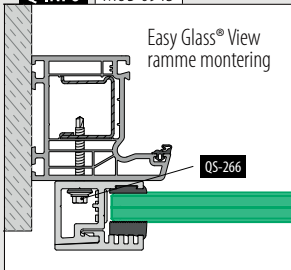


Bits 1/4", 5/16" optag

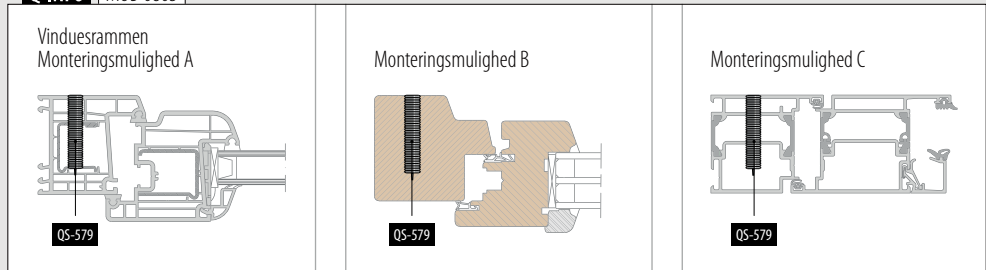
MOD 1016

Tilbehør					
	Q	Ø	AW	L	
201016-230	Q-115	1/4"	30	25	1
201016-240	Q-113	1/4"	40	26	1
201016-550	Q-114	5/16"	50	50	1

Q-INFO MOD 0915



Q-INFO MOD 0805



Plugs



MOD 0841

Tilbehør

	QS	Ø	L	
200841-635	QS-87	6	35	100
200841-160	QS-555	10	60	50

SELL OUT



MOD 0843

For-zinket stål

IN/OUTDOOR	QS	Til	
200843-008	QS-570	M8	25



MOD 0491 - DIN 914 / ISO 4027

304

INDOOR	QS	Q	d	L	
230491-850	QS-288	4	M8	50	50

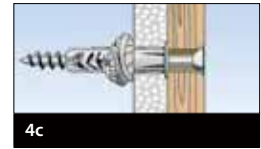



MOD 0851

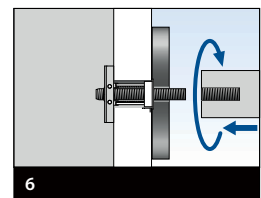
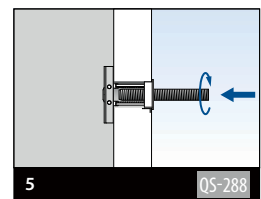
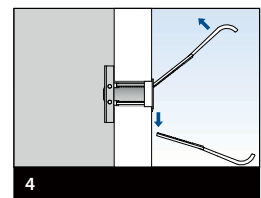
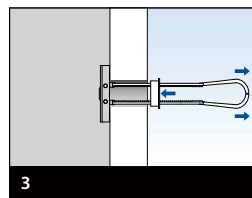
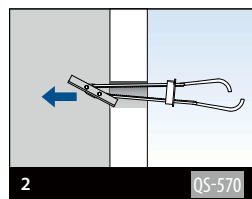
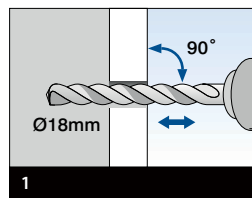
Messing

IN/OUTDOOR	QS	
200851-827	QS-55	50

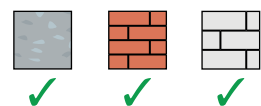
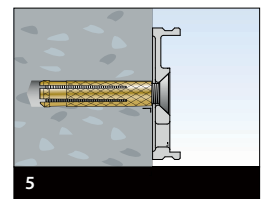
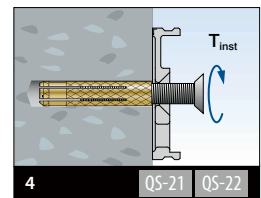
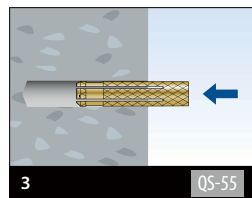
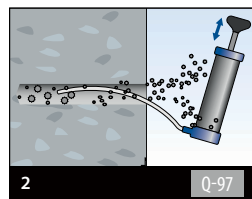
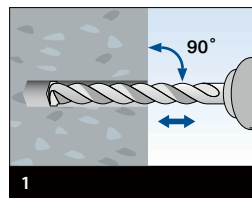
Q-INFO | MOD 0841



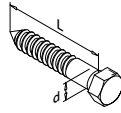
Q-INFO | MOD 0843 / 0491



Q-INFO | MOD 0851

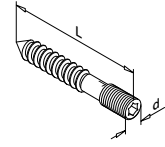


Skruer



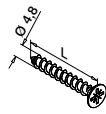
MOD 0200 - DIN 571

304					
INDOOR	QS	d	L		
230200-760	QS-3	7	60	50	
316					
OUTDOOR					
240200-760	QS-4	7	60	50	
240200-890	QS-556	8	90	50	



MOD 0205

304						
INDOOR	QS	Q	d	L		
230205-050	QS-1	Q-4	M8 x 12	50	50	
230205-090	QS-85	Q-4	M8 x 33	90	50	
316						
OUTDOOR						
240205-050	QS-2	Q-4	M8 x 12	50	50	
240205-090	QS-86	Q-4	M8 x 33	90	50	



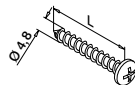
MOD 0210 - DIN 7982 C-H

304			
INDOOR	QS	L	
230210-025	QS-5	25	50
230210-038	QS-7	38	50
230210-060	QS-503	60	50
316			
OUTDOOR			
240210-025	QS-6	25	50
240210-038	QS-50	38	50
240210-060	QS-504	60	50

SELL
OUT

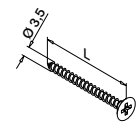
MOD 0240

304			
INDOOR	QS	L	
230240-412	QS-200	12	50



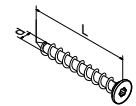
MOD 0230 - DIN 7981 C-H

304			
INDOOR	QS	L	
230230-025	QS-8	25	50
230230-038	QS-56	38	50
316			
OUTDOOR			
240230-025	QS-9	25	50
240230-038	QS-57	38	50



MOD 0211 - DIN 7997

304			
INDOOR	QS	L	
230211-340	QS-49	40	50

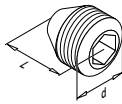


MOD 0212 - ISO 14586

316				
OUTDOOR	QS	d	L	
240212-413	QS-268	4,2	13	50
240212-438	QS-267	4,2	38	50

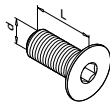


Skruer



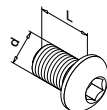
MOD 0400 - DIN 916 / ISO 4029

304					
INDOOR	QS	Q	d	L	
230400-505	QS-91	Q-2,5	M5	5	50
316					
OUTDOOR					
240400-505	QS-90	Q-2,5	M5	5	50
240400-610	QS-92	Q-3	M6	10	50



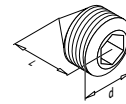
MOD 0670 - DIN 7991

304					
INDOOR	QS	Q	d	L	
230670-520	QS-12	Q-3	M5	20	50
230670-612	QS-48	Q-4	M6	12	50
230670-620	QS-14	Q-4	M6	20	50
230670-625	QS-15	Q-4	M6	25	50
230670-630	QS-17	Q-4	M6	30	50
230670-825	QS-19	Q-5	M8	25	50
230670-840	QS-21	Q-5	M8	40	50
230670-130	QS-532	Q-6	M10	30	50
230670-135	QS-531	Q-6	M10	35	50
316					
OUTDOOR					
240670-520	QS-13	Q-3	M5	20	50
240670-608	QS-205	Q-4	M6	8	50
240670-612	QS-89	Q-4	M6	12	50
240670-625	QS-16	Q-4	M6	25	50
240670-630	QS-18	Q-4	M6	30	50
240670-825	QS-20	Q-5	M8	25	50
240670-840	QS-22	Q-5	M8	40	50
240670-130	QS-533	Q-6	M10	30	50
240670-135	QS-530	Q-6	M10	35	50
240670-240	QS-74	Q-8	M12	40	50



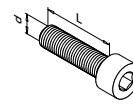
MOD 0690 - ISO 7380

304					
INDOOR	QS	Q	d	L	
230690-510	QS-202	Q-3	M5	10	50
230690-516	QS-10	Q-3	M5	16	50
230690-616	QS-83	Q-4	M6	16	50
316					
OUTDOOR					
240690-510	QS-203	Q-3	M5	10	50
240690-516	QS-11	Q-3	M5	16	50
240690-608	QS-261	Q-4	M6	8	50
240690-616	QS-84	Q-4	M6	16	50



MOD 0490 - DIN 914 / ISO 4027

304					
INDOOR	QS	Q	d	L	
230490-506	QS-94	Q-2,5	M5	6	50
316					
OUTDOOR					
240490-506	QS-93	Q-2,5	M5	6	50

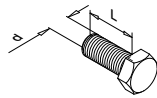


MOD 0680 - DIN 912 / ISO 4762

For-zinket stål					
INDOOR	QS	Q	d	L	
250680-820	QS-28	Q-6	M8	20	50
304					
INDOOR	QS	Q	d	L	
230680-620	QS-23	Q-5	M6	20	50
230680-635	QS-24	Q-5	M6	35	50
230680-645	QS-54	Q-5	M6	45	50
230680-660	QS-25	Q-5	M6	60	50
230680-820	QS-26	Q-6	M8	20	50
230680-835	QS-29	Q-6	M8	35	50
230680-140	QS-67	Q-8	M10	40	50
230680-240	QS-551	-	M12	40	50
316					
OUTDOOR					
240680-620	QS-53	Q-5	M6	20	50
240680-645	QS-70	Q-5	M6	45	50
240680-660	QS-71	Q-5	M6	60	50
240680-820	QS-27	Q-6	M8	20	50
240680-835	QS-30	Q-6	M8	35	50
240680-140	QS-72	Q-8	M10	45	50

SELV
OUT

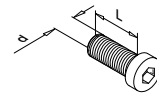
Bolte



MOD 0661 - DIN 933

For-zinket stål

INDOOR	QS	d	L	
250661-230	QS-224	M12	30	50
316				
OUTDOOR				
240661-230	QS-223	M12	30	50
240661-235	QS-219	M12	35	50
240661-245	QS-225	M12	45	50



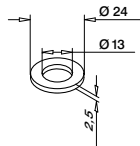
MOD 0662 - DIN 7984

For-zinket stål

INDOOR	QS	Q	d	L	
250662-230	QS-222	Q-8	M12	30	50
316					
OUTDOOR					
240662-230	QS-221	Q-8	M12	30	50



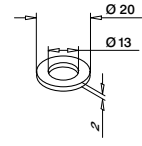
Skiver



MOD 0663 - DIN 125A / ISO 7089

For-zinket stål

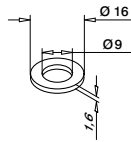
INDOOR	QS	Til d	
250663-224	QS-216	M12	50
316			
OUTDOOR			
240663-224	QS-215	M12	50



MOD 0664 - DIN 433 / ISO 7092

316

OUTDOOR	QS	Til d	
240664-220	QS-217	M12	50

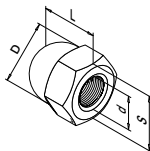


MOD 0666 - DIN 125A / ISO 7089

316

OUTDOOR	QS	Til d	
240666-816	QS-287	M8	50

(Hætte)nødder



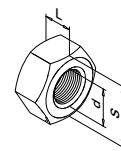
MOD 0650 - DIN 1587

304

INDOOR	QS	S	d	D	L	
230650-865	QS-514	13	M8	12,5	15	50
230650-108	QS-517	17	M10	16	18	50
230650-210	QS-518	19	M12	18	22	50

316

OUTDOOR	QS	S	d	D	L	
240650-865	QS-513	13	M8	12,5	15	50
240650-108	QS-515	17	M10	16	18	50
240650-210	QS-516	19	M12	18	22	50



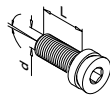
MOD 0651 - DIN 934

316

OUTDOOR	QS	S	d	L	
240651-208	QS-289	19	M12	10	50

SELL
OUT

Monteringsmateriale til glasklemmer



Justerbar skrue
+/- 5°

MOD 0681

Passer til alle zink modeller

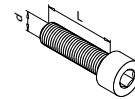
For-zinket stål						
INDOOR	QS	Q	d	L		
250681	QS-46	Q-5	M8	20	50	

Passer til alle 304 modeller

304						
INDOOR	QS	Q	d	L		
230681	QS-47	Q-5	M8	20	50	

Passer til alle 316 modeller

316						
OUTDOOR	QS	Q	d	L		
240681	QS-45	Q-5	M8	20	50	



Sekskantskrue med
cylinderhoved

MOD 0680 - DIN 912 / ISO 4762

Passer til alle zink modeller

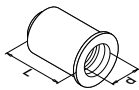
For-zinket stål						
INDOOR	QS	Q	d	L		
250680-820	QS-28	Q-6	M8	20	50	

Passer til alle 304 modeller

304						
INDOOR	QS	Q	d	L		
230680-820	QS-26	Q-6	M8	20	50	

Passer til alle 316 modeller

316						
OUTDOOR	QS	Q	d	L		
240680-820	QS-27	Q-6	M8	20	50	



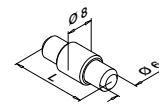
Blindnitte møtrik
med cylindrisk hoved

MOD 0800

304						
INDOOR	QS	Q	d	L		
230800-616	QS-38	Q-29	M6	Ø 9,0	16	50
230800-817	QS-39	Q-29	M8	Ø 11,0	17	50
230800-121	QS-40	Q-29	M10	Ø 12,0	21	50

316						
OUTDOOR	QS	Q	d	L		
240800-616	QS-80	Q-29	M6	Ø 9,0	16	50
240800-817	QS-81	Q-29	M8	Ø 11,0	17	50
240800-121	QS-82	Q-29	M10	Ø 12,0	21	50

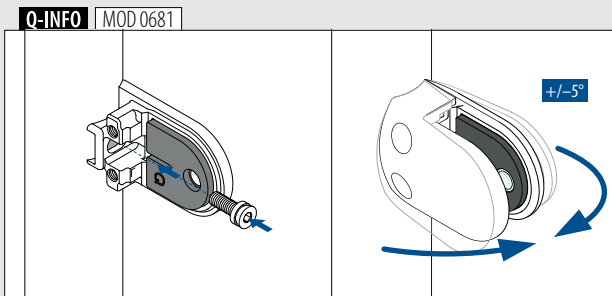
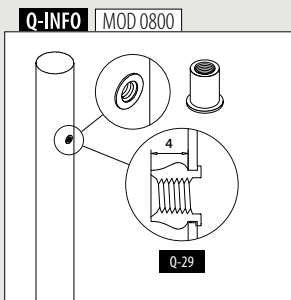
SELL
OUT



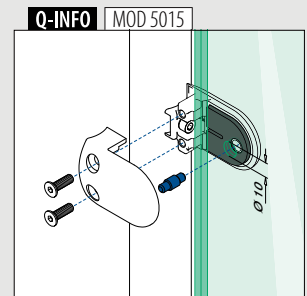
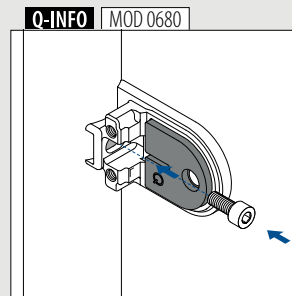
Sikkerhedsstift til glasklemmer
og pladeadapter

MOD 5015

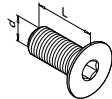
Tilbehør			
	For MOD	L	
205015-22	2800, 4200	22	4
205015-25	2500, 2600	25	4
205015-24	2400, 6000	30	4
205015-23	2300	34	4



SELL
OUT Kun så længe lager haves.



Reserve dele til glasklemmer



Sekskantskrue, undersænket

MOD 0670 - DIN 7991

Til MOD 2100, 2500, 2700, 2800, 4200, 4400, 4600 i zink

For-zinket stål

INDOOR	QS	Q	d	L	
250670-616	QS-43	Q-4	M6	16	50

Til MOD 2400 i zink

For-zinket stål

INDOOR	QS	Q	d	L	
250670-620	QS-44	Q-4	M6	20	50

Til MOD 2100, 2500, 2700, 2800, 4200, 4400, 4600, 5100, 5200 i 304 og 316

316

OUTDOOR	QS	Q	d	L	
240670-616	QS-41	Q-4	M6	16	50

Til MOD 2300, 2400, 2600 i 304 og 316

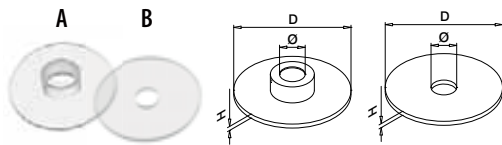
316

OUTDOOR	QS	Q	d	L	
240670-620	QS-42	Q-4	M6	20	50

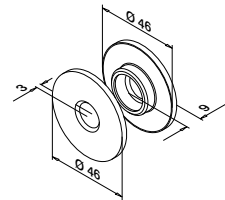
Nylon dækkapper til samle skruer
(2 stk. per glasklemme)**MOD 5010****Tilbehør**

	Farve	For MOD	
205010-00-00	Rå (grå)	2100, 2300, 2400, 2500, 2600, 2700, 4200, 4400, 4600, 5100, 5200	8
205010-00-17	Krom effekt		8
205010-00-19	Rustfrit stål effekt		8
205010-00-31	Sort RAL 9005		8
205010-00-32	Hvid RAL 9016	2800	8
205010-00-33	Antracitgrå RAL 7016		8
205010-28-00	Rå (grå)	2800	8
205010-28-17	Krom effekt		8
205010-28-19	Rustfrit stål effekt		8
205010-28-31	Sort RAL 9005		8

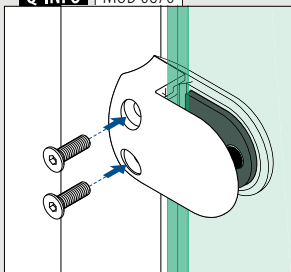
Silikone indlæg til glasadapter

**MOD 5031 / 5032 / 5034 / 5035 / 5039 / 5038 / 5030****Tilbehør**

	For MOD	D	Ø	H	Styk per glasadapter		
205032-47	A	0747 + 0750 + 0751 (Ø 50mm)	48	10	2	1	8
205031-47	B		48	10	2	1	8
205034-030	A	0746 + 0740 + 0754 (Ø 30 mm)	28	8	2	2	8
205034-025	A	0755 (Ø 25 mm)	24	6	1	1	8
205035	B		24	6	1	1	8
205034-050	A	0148 + 0117 + 9350 (Ø 50 mm)	48	8	2	2	8
205039	A	0752 + 0753	38	8	2	1	8
205038	B		38	8	2	1	8
NEW 205030-150-01-03	A	0749	45	19	3	1	8
NEW 205030-150-02-03	B		46	13	3	1	8

**MOD 5030****Tilbehør**

	For MOD	
205030-150-99-80	0749	4

NEW**Q-INFO** MOD 0670

Boring og gevindskæring



14 dele bor og gevindskæringsæt til rustfrit stål

MOD 1025

Tilbehør			
	Q	M	
201025	Q-61	M3 - M12	1



Gevindformer til MOD 0805

MOD 1029

Tilbehør		
	Q	
201029	Q-119	1

NEW



Boreværktøj til MOD 0805

MOD 1028

Tilbehør		
	Q	
201028	Q-118	1

NEW



Boringsskabelon

MOD 1020

Tilbehør				
	Q	Til rør Ø	M	
201020-042	Q-74	42,4	M5, M6, M8, M10	1
201020-048	Q-75	48,3	M5, M6, M8, M10	1

Komplet sæt



Boringsskabelon, (x2), med styrespør

MOD 1021


Tilbehør				
	Q	Til rør Ø	M	
201021-042	Q-76	42,4	M5, M6, M8, M10	1
201021-048	Q-77	48,3	M5, M6, M8, M10	1

SELL OUT

Skære og borings olie
Koncentreret, uden drivgas

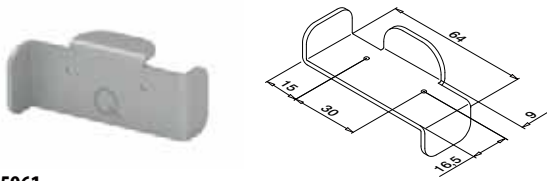
MOD 1027

Tilbehør			
	Q	e	
201027	Q-64	300 ml	1



Boring og gevindskæring

Boreskabel til Easy Alu gelænderstolper



MOD 5961

Tilbehør		
	Q	
205961	Q-85	1



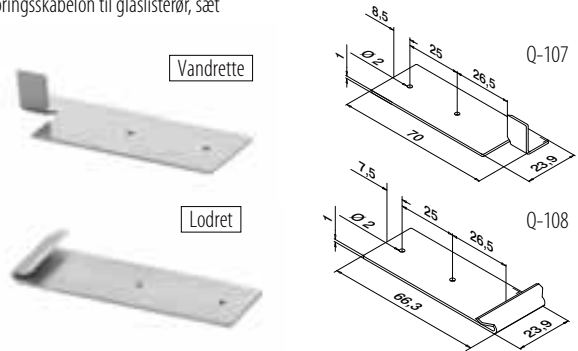
Boringsskabel til glasstopper

MOD 1041

Tilbehør		
	Q	
201041	Q-117	1

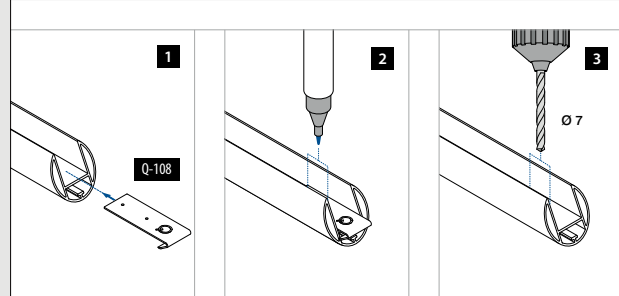
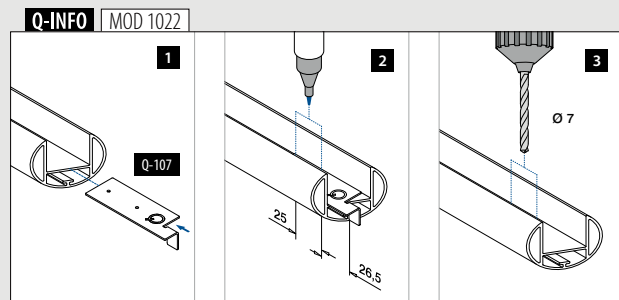
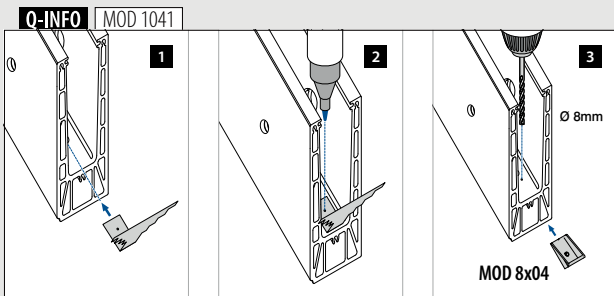
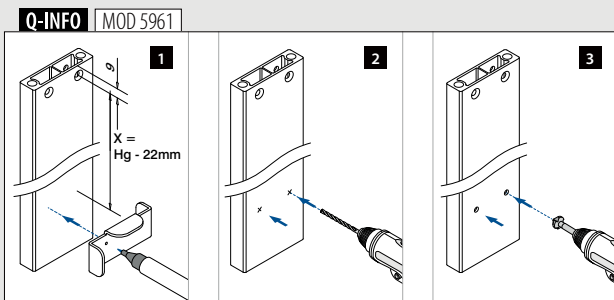
NEW

Boringsskabel til glaslisterør, sæt



MOD 1022

Tilbehør		
	Q	
201022	Q-107/Q-108	1



Q-82

Q-20

Boringskabelon



MOD 1023

Tilbehør			
	Q	Til Ø	
201023	Q-82	42,0 + 48,0	1

MOD 1024

Tilbehør			
	Q	Til Ø	
201024-042	Q-20	42,0	1

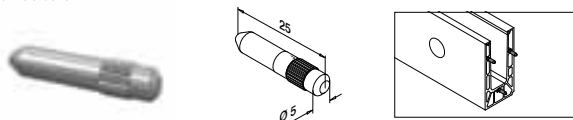


Trælim
PVAC-lim til træprodukter

MOD 1335

Tilbehør			
	Q	e	
201335	Q-73	250 ml	1

Forbinderstift



MOD 3005

143005	316	Rå	
	OUTDOOR		
			6



Bor med stop til træ

MOD 1026

Tilbehør			
	Q	D	
201026	Q-80	15	1



Dyvlér

MOD 0203

Træ			
INDOOR			
	QS		
200203	QS-512		50



MOD 0803 - DIN 7965

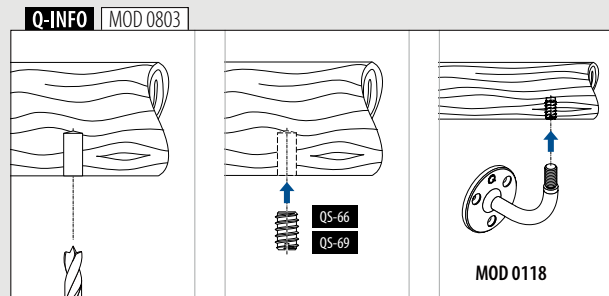
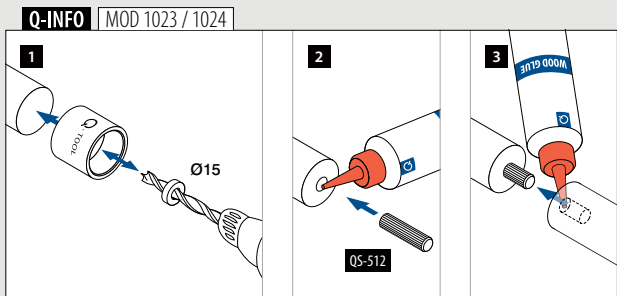
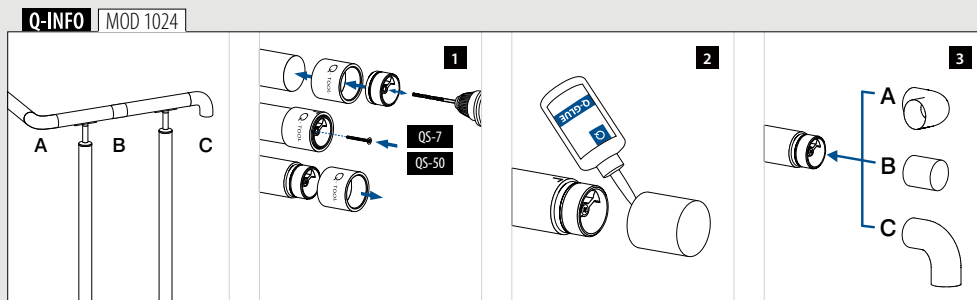
For-zinket stål						
INDOOR						
	QS	d		L		
250803-120	QS-66	M10	Ø 17	20	50	
304						
INDOOR						
230803-818	QS-69	M8	Ø 14,5	18	50	



Strips

MOD 1050

Tilbehør			
	Q	L	
201050	Q-50	300	100



Monteringstilbehør



Q-glue®
Speciel Rustfrit stål lim
Lim mængde pr. limning ca. 1 ml

MOD 1331

Tilbehør			
	Q	e	
201331	Q-21	50 ml	1

Antal limninger per flaske (50 ml)

Ø 16 mm	Ø 42,4 mm	Ø 48,3 mm	Ø 60,3 mm
150	60	50	40



Dobbeltklæbende tape

MOD 1360

Tilbehør				
	Q	W	L	
201360	Q-53	9	33 m (til 11 m dækprofil)	1



Transparent dobbeltklæbende tape

MOD 1362

Tilbehør				
	Q	W	L	
201362-012	Q-122	12	33 m	1

NEW



Q-spray, transparent
For en smidig samling


MOD 0620

Tilbehør			
	Q	e	
200620	Q-65	1000 ml	1



Q-seal
Silicone, sort,
med vedlagte forstøvere


MOD 1340

Tilbehør			
	Q	e	
201340	Q-24	310 ml = ca. 11,40 m	1



Dobbeltklæbende tape

MOD 1361

Tilbehør				
	Q	W	L	
201361-012	Q-111	12,7	33 m	1
201361-016	Q-98	16	33 m	1
201361-020	Q-99	20	33 m	1
201361-025	Q-112	25,4	33 m	1



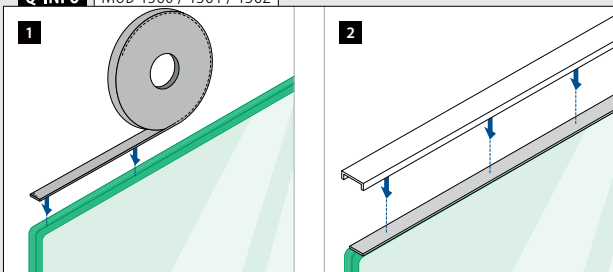
Påføringsværktøj til tape

MOD 1040

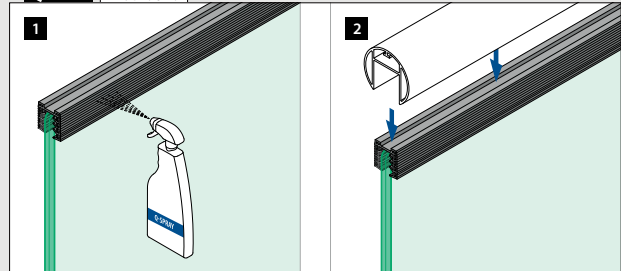
Tilbehør	
201040	 1

NEW

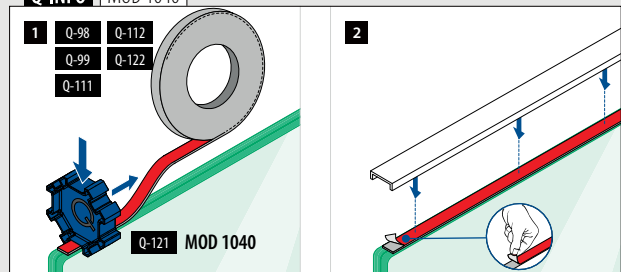
Q-INFO | MOD 1360 / 1361 / 1362



Q-INFO | MOD 0620



Q-INFO | MOD 1040



Monteringstilbehør

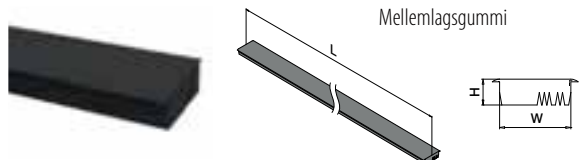


Glasstopper
Til trapper

MOD 8204 / 8304 / 8404

Tilbehør				
	Til			
208204	Easy Glass® Smart	MOD 8230 / 8240		1
208304	Easy Glass® Smart+	MOD 8330		1
208404	Easy Glass® Prime	MOD 8430 / 8440		1

NEW

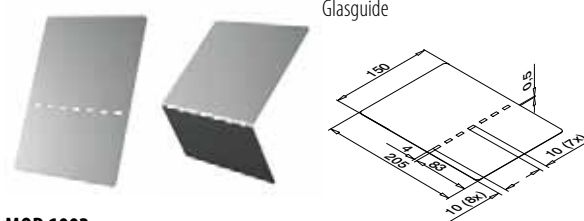


MOD 8105

Tilbehør				
	W	H		
208105-025	21,5	8	L = 2,5 m	

MOD 8505

Tilbehør				
	W	H		
208505-025	31,5	8	L = 2,5 m	

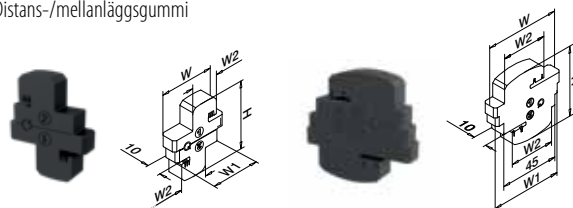


MOD 1002

Tilbehør	
201002	8

NEW

Distans-/mellanläggsgummi

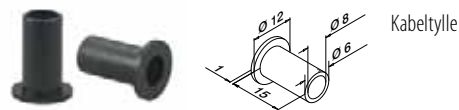


MOD 8205 / 8305 / 8405

Tilbehør					
	H	W	W1	W2	
208205-010	44	37	30	17,5	5
208305-010	44	41	34	21,5	5
208405-010	45	47	35	25,5	5
208605-010	51	55	52	33	5

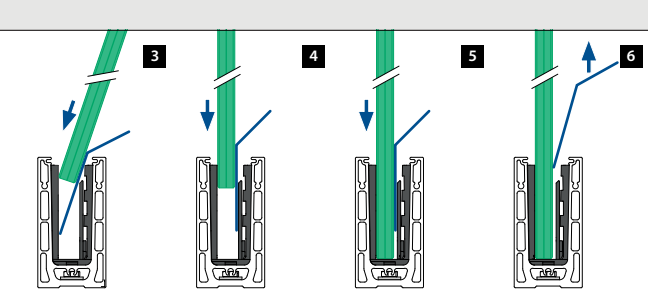
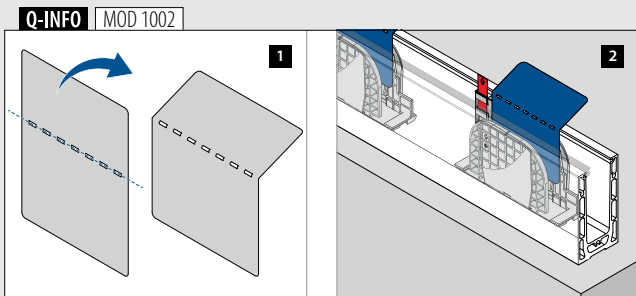
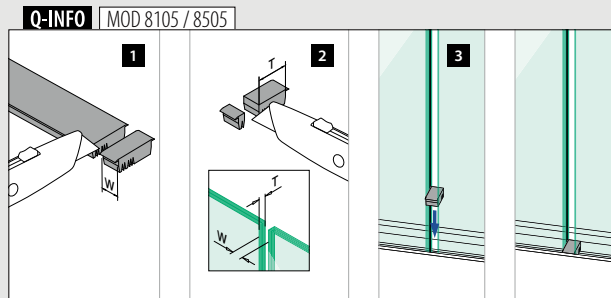
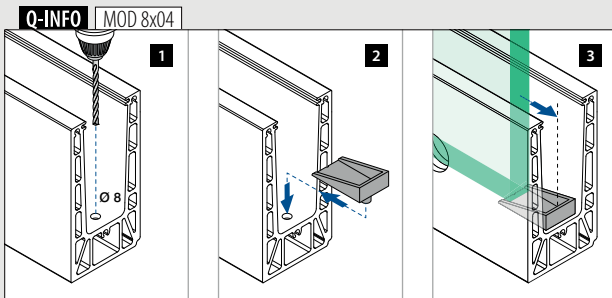
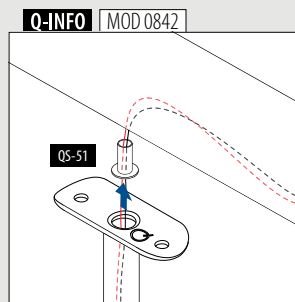
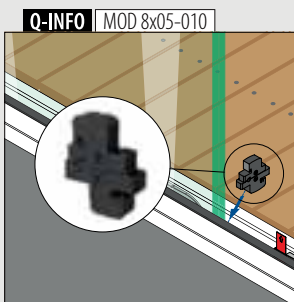
NEW

NEW

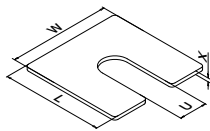


MOD 0842

Tilbehør		
	QS	
200842	QS-51	50



Monteringsstilbehør



Justeringsplade, topmontering

MOD 8216 - Easy Glass® Smart

Aluminium	Rå	W	L	U	X	
168216-001		58	58	16	1	100
168216-002		58	58	16	2	100
168216-003		58	58	16	3	100

MOD 8416 - Easy Glass® Prime

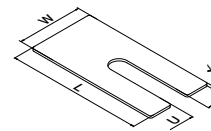
Aluminium	Rå	W	L	U	X	
168416-001		69	69	24	1	100
168416-002		69	69	24	2	100
168416-003		69	69	24	3	100

MOD 8516 - Easy Glass® Max

Aluminium	Rå	W	L	U	X	
168516-001		78	78	24	1	100
168516-002		78	78	24	2	100
168516-003		78	78	24	3	100

MOD 8616 - Easy Glass® Strong

Aluminium	Rå	W	L	U	X	
NEW 168616-001		93	93	24	1	100
NEW 168616-002		93	93	24	2	100
NEW 168616-003		93	93	24	3	100



Justeringsplade, sidemontering

MOD 8236 - Easy Glass® Smart

Aluminium	Rå	W	L	U	X	
168236-001		58	120	16	1	100
168236-002		58	120	16	2	100
168236-003		58	120	16	3	100

MOD 8336 - Easy Glass® Smart+

Aluminium	Rå	W	L	U	X	
NEW 168336-001		58	120	16	1	100
NEW 168336-002		58	120	16	2	100
NEW 168336-003		58	120	16	3	100

MOD 8436 - Easy Glass® Prime

Aluminium	Rå	W	L	U	X	
168436-001		58	135	16	1	100
168436-002		58	135	16	2	100
168436-003		58	135	16	3	100

MOD 8636 - Easy Glass® Strong

Aluminium	Rå	W	L	U	X	
NEW 168636-001		58	144	16	1	100
NEW 168636-002		58	144	16	2	100
NEW 168636-003		58	144	16	3	100



Glasklodser til Easy Glass®

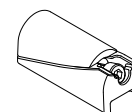
MOD 1006

Tilbehør	Q	Tykkelser	
201006	Q-62	1, 2, 3, 4, 5 mm	520

MOD 6636 - Easy Glass® Up

Aluminium	Rå	W	L	U	X	
166636-001		58	89	16	1	100
166636-002		58	89	16	2	100
166636-003		58	89	16	3	100

Nivellingsklods til Easy Alu

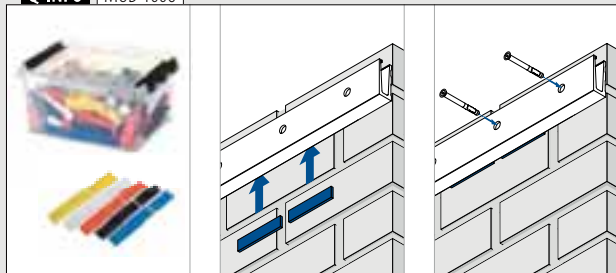


MOD 9027

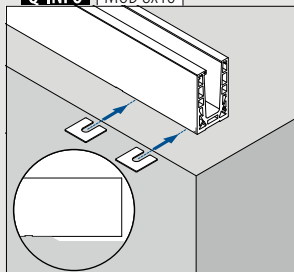
Aluminium	Rå	Q	
OUTDOOR 169027		Q-4	1



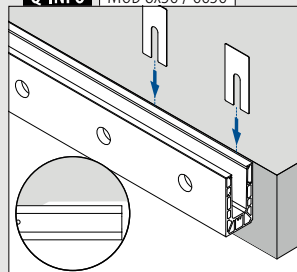
Q-INFO MOD 1006



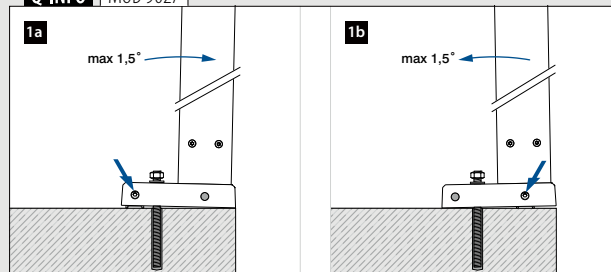
Q-INFO MOD 8x16



Q-INFO MOD 8x36 / 6636



Q-INFO MOD 9027





Q-cleaner

Speciel Rustfrit stål rens, koncentreret, uden drivgas

MOD 0601

Tilbehør

	Q	e	
200601	Q-23	300 ml	1



Q-ultra-clean

Kemisk rustfrit stål rens til at fjerne snavs og rust pletter.

MOD 0610

Tilbehør

	Q	e	
200610	Q-22	500 ml	1



Q-protector

Beskyt dele af aluminium og rustfrit stål straks efter installationen.

MOD 0602

Tilbehør

	Q	e	
200602	Q-63	500 ml	1




Scotch®-Brite

Poleringssvamp som fjerner mindre skader i børstningen, eller til brug med Q-ultra clean til fjernelse af ovenstående

MOD 0640

Tilbehør

	Q	
200640	Q-25	10




Q-glass tex

Glas Rengøringsklude, 100% Viskose, 33x37cm

MOD 0660

Tilbehør

	Q	
200660	Q-27	20



Dækstift til reparation af skrammer

MOD 0802

Tilbehør

	Farve	e	
 200802-31	Sort, RAL 9005	12 ml	1
200802-33	Antracitgrå, RAL 7016	12 ml	1
200802-34	Telegrå 4, RAL 7047	12 ml	1

Q-INFO | MOD 0640 / 0610



Q-25



MOD 0610
Q-21
Q-ultra-clean

Q-INFO



Rengøring og
vedligeholdelse
information


Værktøj



Umbraco nøgle sæt, 7 stk.

MOD 1010

Tilbehør		Q (◻)						◻
201010	Q-2 Q-2,5 Q-3 Q-4 Q-5 Q-6 Q-8							1

SELL OUT



Umbraco nøgle

MOD 1008

Tilbehør		Q (◻)	◻
201008-10	Q-10		1

SELL OUT



Værktøj til blind nut

MOD 1031

Tilbehør		Q	Ø	◻
201031	Q-29		M6, M8, M10	1

SELL OUT



Plastikhammer

MOD 1030

Tilbehør		Q	◻
201030	Q-45		1



Vaterpas til rør, runde og firkantede

MOD 1034

Tilbehør		Q	◻
201034	Q-46		1

Hagenøgel



MOD 1013

Tilbehør		Q	Ø	◻
201013-025	Q-30		25 - 28	1
201013-030	Q-31		30 - 32	1
201013-050	Q-32		45 - 50	1
201013-060	Q-33		58 - 62	1
201013-070	Q-51		68 - 75	1



Nøgle til Ø 3 mm hul, pin 2,9 mm, afstand 15 mm

MOD 1032

Tilbehør		Q	◻
201032	Q-78		1



Sikringsringtænger til Ø 2 mm huller, stift 4,0 mm, afstand 28 mm

Q-lights

MOD 1033

Tilbehør		Q	◻
201033	Q-110		1



Vaterpas til Ø 40, Ø 42,4, Ø 48,3 mm

MOD 1035

Tilbehør		Q	◻
201035	Q-72		1

SELL OUT Kun så længe lager haves.

Q-INFO MOD 1034



Q-INFO MOD 1035



Q-INFO MOD 1035



Værktøj



Q-disc® og indlægsværktøj

MOD 1000

Tilbehør		
	Q	
201000	Q-84	1



Easy Glass® multi værktøj

MOD 1001

Tilbehør		
	Q	
201001	Q-71	1



Q-glass sugekop, 2 sugekopper, løfte, kapacitet / løfte retning: 60kg, parallel

MOD 1060

Tilbehør		
	Q	
201060	Q-28	1



Glas tilpasnings trappe

MOD 1062

Tilbehør		
	Q	
201062	Q-56	2



Løfte værktøj

Spænder 0 til 80 mm.
Max. belastning pr stk 100 kg

MOD 1061

Tilbehør		
	Q	
201061	Q-55	2

SELL OUT

VÆRKTØJ

TILBEHØR

Q-INFO MOD 1000

- 1** Fastgør og kontroller justering
- 2** Dreje
- 3** Justere
- 4** Fastgør
- 5** Kig i manualen for indstilling af momentnøglen
- 6** Q-spray 200620

Q-INFO MOD 1061

- 1**
- 2**
- 3**

Q-INFO MOD 1001

- 1**
- 2**
- 3**

Q-INFO MOD 1062

- 1**
- 2**

Værktøj



Fast Fix værktøj

MOD 7802

316	Børstet		
OUTDOOR	Til kabel Ø		
207802-003	3,2		1
207802-004	4,0		1



Kabel saks

MOD 7800

Tilbehør	Q	Til kabel Ø	
207800	Q-39	1,5 - 4,0	1

Saven skal egne sig til rustfrit stål for at gøre arbejdet effektivt og opnå et godt resultat. Derfor har save til rustfrit stål en meget kraftig, langsomt roterende motor. Sagens lave vægt gør den til en nødvendig del af værktøjskassen.

201070-23
Q-34

Rustfrit stål sav

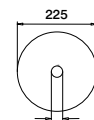
Motor 0,8 kW - 230 V, 60 rpm, automatisk nedkøling, 17 kg, mål 490x425x600 (B x L x H), ekskl. savklinge, til lige snit

201071
Q-35

Bord til Rustfrit stål sav

201072
Q-36

Savklingen for rustfrit stål sav

HSS, 225 x 2,2 x 32,
168 Z201074
Q-38Vertikalt justerbar
materialestøtte til rør
Ø26-168 mm201073
Q-44Indvendig-udvendig
rørafgræter til rør
Ø10-54 mm

MOD 1070 / 1071 / 1072 / 1073 / 1074

Tilbehør

	Q	
201070-23	Q-34	1
SELL OUT 201071	Q-35	1
201072	Q-36	1
201073	Q-44	1
SELL OUT 201074	Q-38	1



LEDER DU EFTER SALGSFREMMEDE ARTIKLER FRA Q-RAILING?

Kontakt os for oplysninger
om reklamedisplays,
promosæt med mere.



Q-railing


SYMBOL INDEKS


304	304 Rustfrit stål	Sikkerhedsglas	Hærdet	Glas
316	316 Rustfrit stål	Sikkerhedsglas	Lamineret	
Aluminium	Aluminium	Bøg	Eg	Træ
Plastik	Plastik	Kambala	Træ	
Stål	Stål	Børstet	Poleret	Materiale overflade
Zink	Zink	INDOOR		Til indendørs brug
For-zinket stål	For-zinket stål	OUTDOOR		Til udendørs brug
Messing	Messing			

	Form/størrelse på rør/glaslisterør		Borehoved størrelse
	Til rundt rør		QS-36 467 / QS-36 Anvend denne Q-anchor, side 467
	Glastykkelse		QS-53 472 / QS-53 Anvend denne Q-screw, side 472
	Pakke enheder		Q-22 Anvend dette Q-tool

	Nyt produkt		CE-direktiver
	Udgående varer (KUN tilgængelig så længe lager haves)		Ekstra stærk
	Prefix mulighed tilgængelig.		

	Sendes som langgod		AVIS Technique-Test
	Produkter til fastgørelse med skruer (umbraco nøgle)		Testet hos CSTB
	Momentnøgle		SIA 358:2010 / SIA 261:2014
	Produkter til fastgørelse med skruer (svensk nøgle)		Testet i henhold til EN 1991 / EN 1990
	Hage nøje		Testet i henhold til NEN 2608 (Eurocodes 1990-1999:2011)
	Skruetrækker		LGA Typen geprüft-Test
	Torx skruetrækker		Statisk beregning efter DIN 18008
	Produktet kan slåes i (Easy Hit®)		CTE Test
	Produktet kan limes på		Testet hos Applus
	Brug en kniv til at skære		Testet i henhold til NTC UNI 11678-2017
	Brug en sav til skæring		Testet i henhold til DIN 18008
	Produktet skal svejdes		Testet hos WTCB.be & CSTC.be
	AW-optag		Testet i henhold til NBN B03-004
	90° hjørne ikke muligt		Testet i henhold til Miami Dade County
	Væg afstand 85 mm		Testet hos International ICC Evaluation Service
	AbP-Test (Allgemeines bauaufsichtliches Prüfzeugnis)		IK-kode (slagmodstandsniveau)
	ETB-Test		Farve index
	AbZ-Test (Allgemeine bauaufsichtliche Zulassung)		Dali Lighting Control
	Testet i henhold til DIN EN 12600		Minimum bøjningsradius
	Testet i henhold til British Standard 6180		Skal installeres af en autoriseret el-installatør
	Verrotec-Test		







© 2023 Q-railing
Emmerich am Rhein, Tyskland

Copyright (Ophavsrettigheder)

Opsætning, katalogets layout, tekst, tekstkomponenter, tabeller, billeder, brands, varemærker, logoer, grafik og andet katalogindhold forbliver Q-railing Europe GmbH & Co. KG, Tysklands ejendom eller kan anvendes med ejernes samtykke. Underlagt global lovgivning om ophavsrettigheder. Hvis ikke andetsteds nævnt, er alle brands og varmemærker, som er anvendt i dette katalog, samt varemærkeret, designpatent og brugsmodeller ligeledes Q-railing Europe GmbH & Co. KG, Tysklands eller vore partners ejendom. I Tyskland og i flere andre lande er det muligt at retsforfølge overtrædelse af ophavsretten, varemærkeret og anden ejendomsret efter straffe- og civilretlig lovgivning. Hvis du skulle have brug for at anvende, kopiere, genskabe, på nogen måde ændre, oversætte eller til tredjepart videregive specifikke dele af indholdet eller hele sider, kræves vores samtykke, som kun kan gives skriftligt og på forhånd. Vi beder dig derfor venligst om at bede om vores samtykke på forhånd. Ellers forbeholder vi os retten til at sætte juridiske foranstaltninger i værk.



VENLIGST VÆR OPMÆRKSOM PÅ FØLGENDE

Produktionstekniske ændringer og målafvigelse kan forekomme. Enkelte produkter kan afvige fra viste billeder. Q-railing er ikke ansvarlige for eventuelle trykfejl. Q-railing kan ikke stilles til ansvar af juridiske årsager, medmindre det er et juridisk tvunget ansvar. Enhver kompensation begrænses herved til produktets værdi af ordren – ingen anden kompensation vil blive tilbudt. Bemærk venligst at lovbestemte begrænsninger kan variere fra land til land. Q-railing kan ikke stilles til ansvar for betingelser og forskrifter, som kan gælde for forskellige fabrikationer.

Vores generelle vilkår gælder.





THE PREMIUM BRAND IN RAILING SYSTEMS

Q-railing Scandinavia
Smedeland 26 A
2600 Glostrup
Danmark

T. +45 44 44 37 70
sales.dk@q-railing.com



Q-RAILING CATALOGUE 2023, DK • LANGUAGE DK • NO CURRENCY